

Active Registered Persons Of Concern


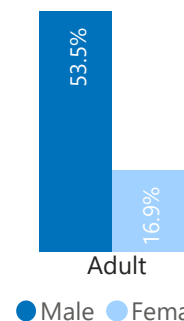
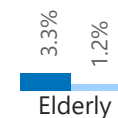
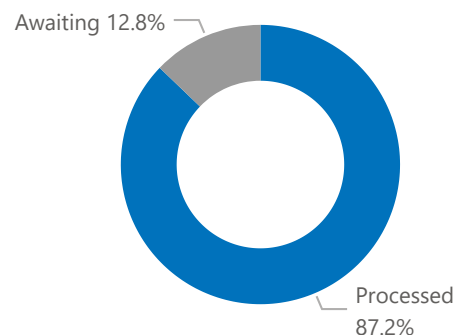
21,746



Age and Gender

Gender	0-4	5-11	12-17	18-35	36-59	60+
Female	1,007	993	679	2,298	1,387	252
Male	1,046	1,030	702	7,091	4,548	713
Total	2,053	2,023	1,381	9,389	5,935	965
	9.4%	9.3%	6.4%	43.2%	27.3%	4.4%

Biometric Statistics



Origin Country

SOM	696	3.2%
other	1,449	6.7%
SUD	6,021	27.7%
YEM	13,580	62.4%

Specific Needs

Serious medical condition	3,417	0.5%
Disability	1,347	0.2%
Specific legal and physical protection needs	887	0.1%
Woman at risk	563	0.1%
Child at risk	324	0.0%
Single parent	284	0.0%
Older person at risk	118	0.0%
Unaccompanied or separated child	74	0.0%
Individuals with Specific Needs	5,050	0.7%

* An individual can have mre than one specific need

Registration Trend Quarterly

● Arrival ● Registered



Year of Arrival

Pre 2011	1,596	8.3%
2011	547	2.8%
2012	1,022	5.3%
2013	2,317	12.0%
2014	1,919	9.9%
2015	3,400	17.6%
2016	1,397	7.2%
2017	1,973	10.2%
2018	5,049	26.1%
2019	93	0.5%
2020	14	0.1%
2021	0	0.0%

babies who are represented under the registration trend.

Registration Trend

Pre - 2011	8,235	0.6%
2011	857	0.1%
2012	695	0.1%
2013	2,422	0.2%
2014	2,850	0.2%
2015	4,357	0.3%
2016	3,543	0.3%
2017	5,586	0.4%
2018	8,063	0.6%
2019	1,206	0.1%
2020	424	0.0%
2021	348	0.0%

