

EAST AFRICA

JANUARY 2017-MARCH 2018

Regional trend **overview** over five quarters (Q1 2017-Q1 2018)

High number of reported security incidents: South Sudan (320), Ethiopia (81), Kenya (64), Uganda (59), Somalia (47).

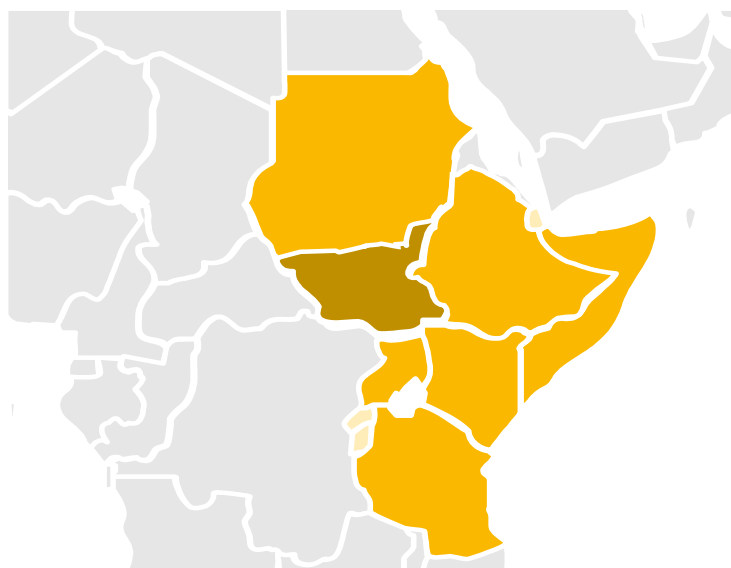
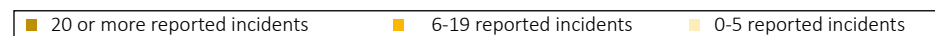
Increase in reported security incidents from previous quarters: Djibouti, Kenya, Rwanda, Uganda, Tanzania.

Decrease in reported security incidents from previous quarters: Burundi, Somalia, South Sudan.

Sexual violence and abuse: Reported against a female NGO staff member in South Sudan (2017-08).

Aid-worker-related road traffic accidents: 88% of reported incidents did not cause NGO staff injuries. No staff member fatalities were reported.

Total incidents in Q1 2018



Total **road** traffic accidents (Q1 2017-Q1 2018)

Country	Total incidents
Ethiopia	27
Uganda	19
Somalia	15
Burundi	11
Kenya	10
Sudan	8
Rwanda	6
Tanzania	4
South Sudan	2

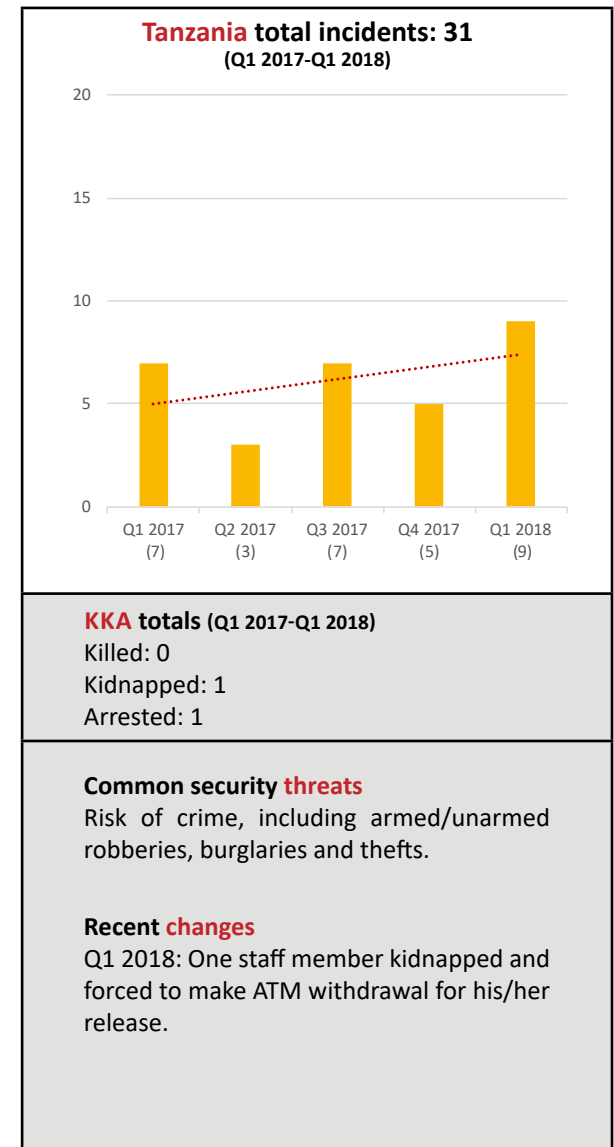
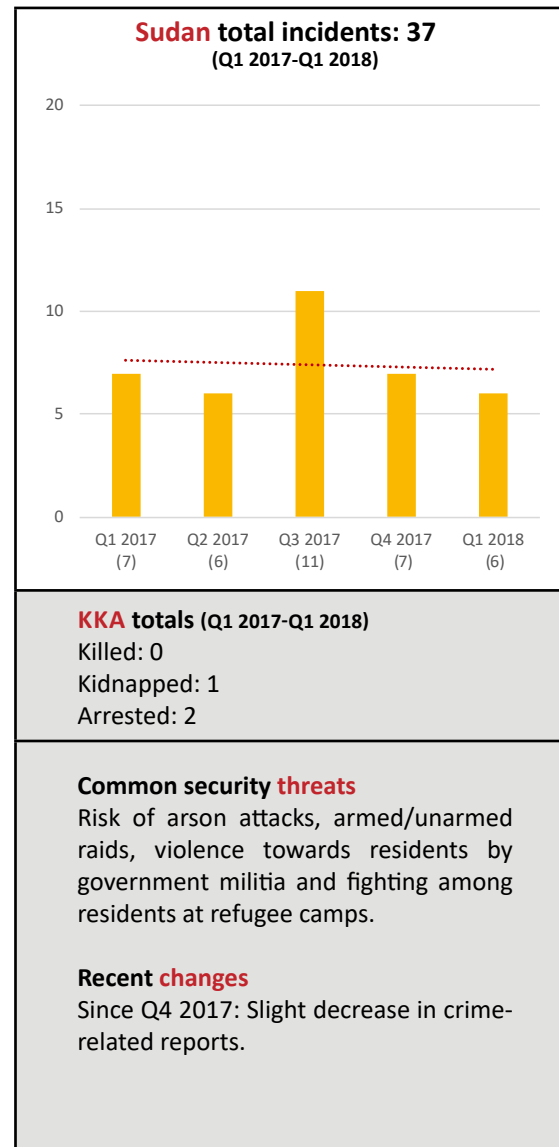
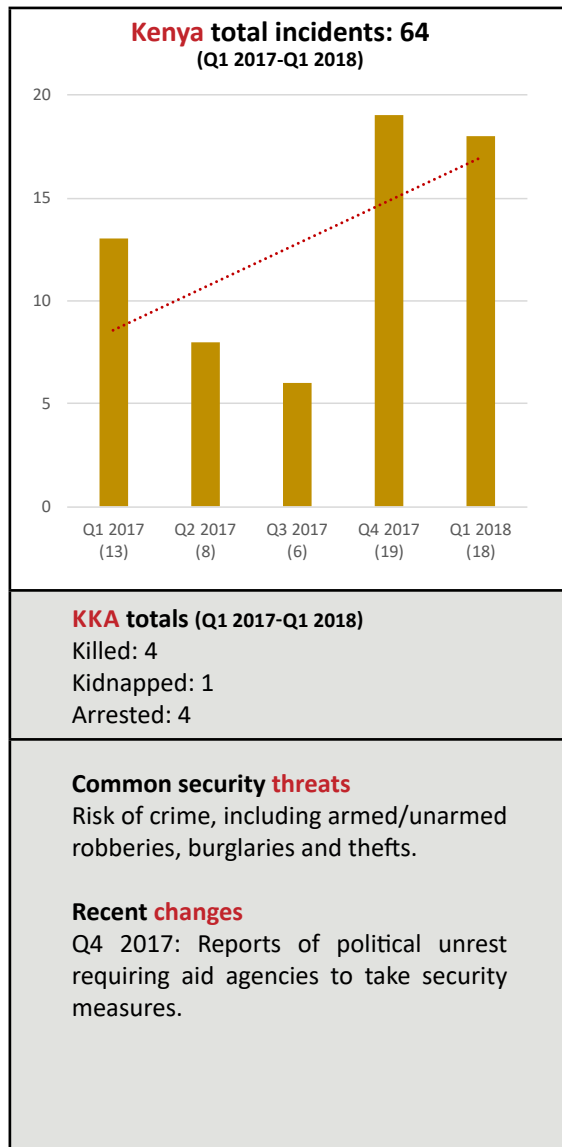
Total **security** incidents (Q1 2017-Q1 2018)

Country	Trend line over 5 quarters	Total incidents (Q1 2018)	Total incidents (Q1 2017-Q1 2018)
South Sudan	↓	49	320
Kenya	↑	18	64
Uganda	↑	13	59
Ethiopia	—	10	81
Somalia ¹	↓	10	47
Tanzania	↑	9	31
Sudan	—	6	37
Rwanda	↑	4	6
Burundi	↓	0	9
Djibouti	↑	0	3

This overview document presents 657 security incidents affecting aid delivery in 10 countries in East Africa between January 2017 and March 2018. The report is based on incidents identified in open sources and reported by Aid in Danger partner agencies using the Security in Numbers Database (SiND).

Citation: Insecurity Insight. 2018. 'Incident dataset East Africa, January 2017-March 2018, v. September 2018.' Vevey, Switzerland: Insecurity Insight, Aid in Danger Project. aidindanger.org.

Select country **overviews** (Q1 2017-Q1 2018)



This document is part of the Aid in Danger project. It is published by Insecurity Insight and funded by European Union Humanitarian Aid and USAID. It summarises selected findings from Aid in Danger partner agency incident reports. 26 partner agencies currently contribute confidential security data to the Security in Numbers Database (SiND). For this data, 23 partner agencies contributed security incidents. The total number of reported incidents above reflects the willingness of agencies to share information. It is neither a complete count nor representative. The data in this report has been cross-referenced with AWSD and compared with INSO. Data collection is ongoing and data may change as more information is made available.

¹ Organisations reported 101 incidents to the [INSO Key Data Dashboard](#) (accessed 18 September 2018).