

EAST AFRICA JANUARY 2017-JUNE 2018

This overview document presents 811 safety, security and access incidents affecting aid delivery in ten countries in East Africa between January 2017 and June 2018. The report is based on incidents identified in open sources and reported by Aid in Danger partner agencies using the Security in Numbers Database (SiND). The focus is on countries where possible changing or emerging risks can be identified. The total number of reported incidents below reflects the willingness of agencies to share information. It is neither a complete count nor representative.

Increasing trend in reported incidents over six quarters (Q1 2017-Q2 2018)

- **Kenya** (13, 8, 6, 19, 19, 16).
- **Tanzania** (7, 3, 7, 5, 9, 13).
- **Uganda** (6, 13, 11, 16, 13, 24).

Country to watch

- **Burundi:** Proposed enforcement of a law that imposes ethnic quotas for NGO workers – 60% Hutu and 40% Tutsi – as well as financial regulations.

Sexual exploitation and abuse of aid workers

- Sexual assault of a female staff member in **South Sudan** (2017-08).

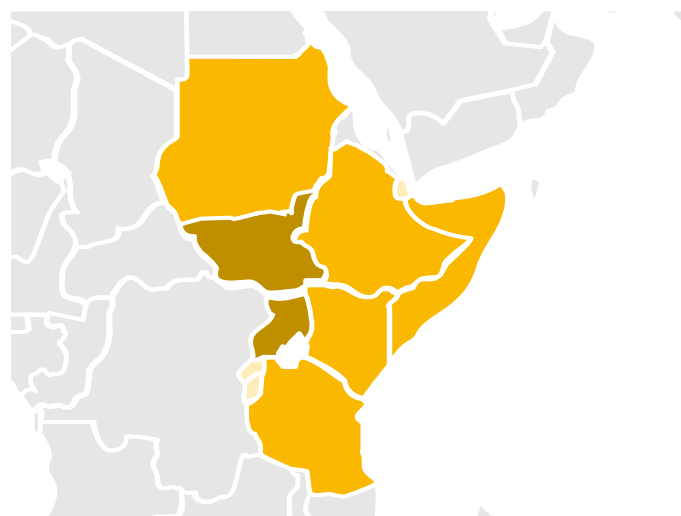
Aid-worker-related road traffic accidents

- 77% of reported incidents did not cause NGO staff injuries.
- One staff member was **killed** in an aid-worker-related vehicle RTA in Ethiopia.

Total road traffic accidents (Q1 2017-Q2 2018)

Country	Total incidents
Ethiopia	39
Uganda	27
Kenya	25
Burundi	14
Tanzania	11
South Sudan	9
Somalia	6
Sudan	5
Rwanda	2
Total for region	138

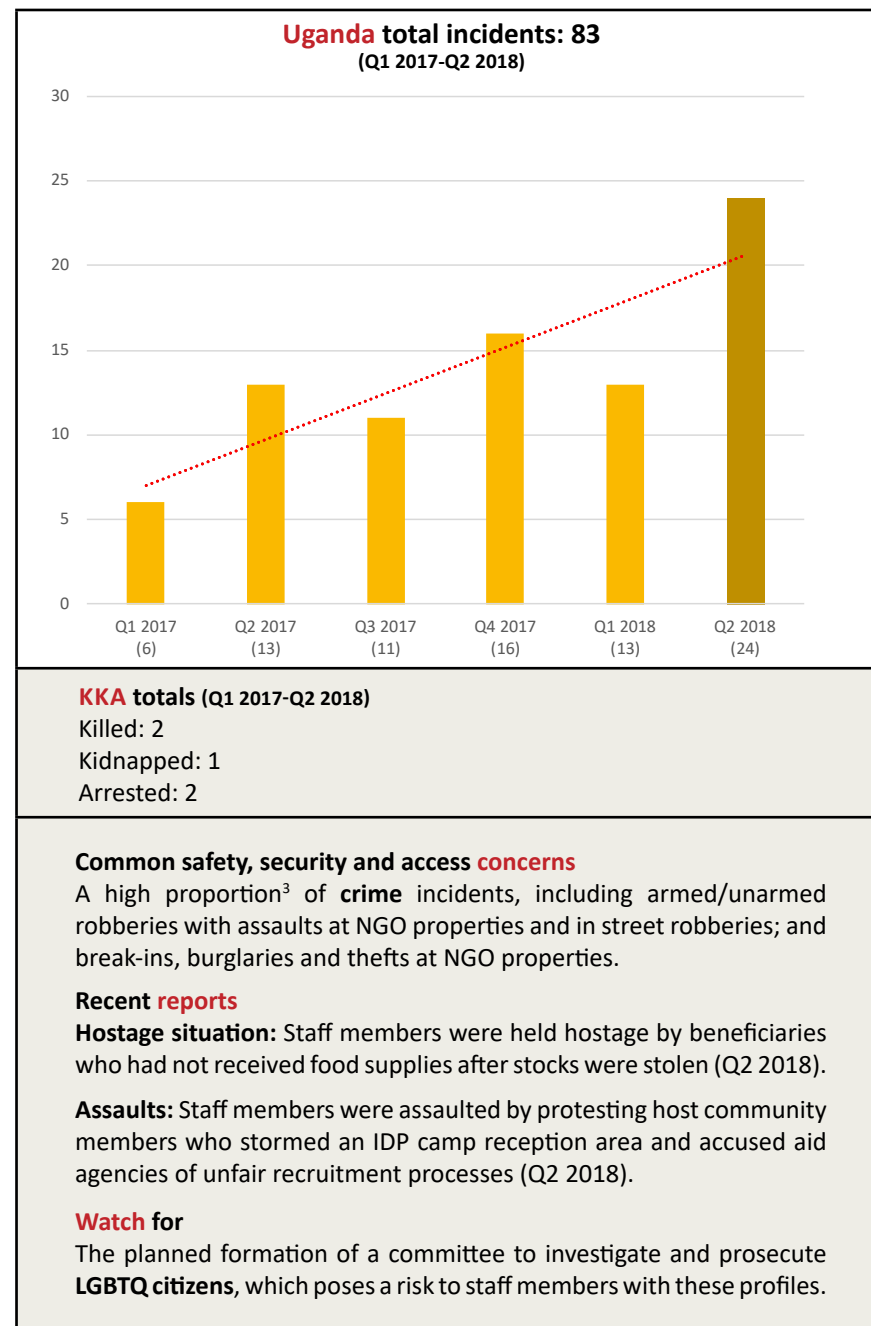
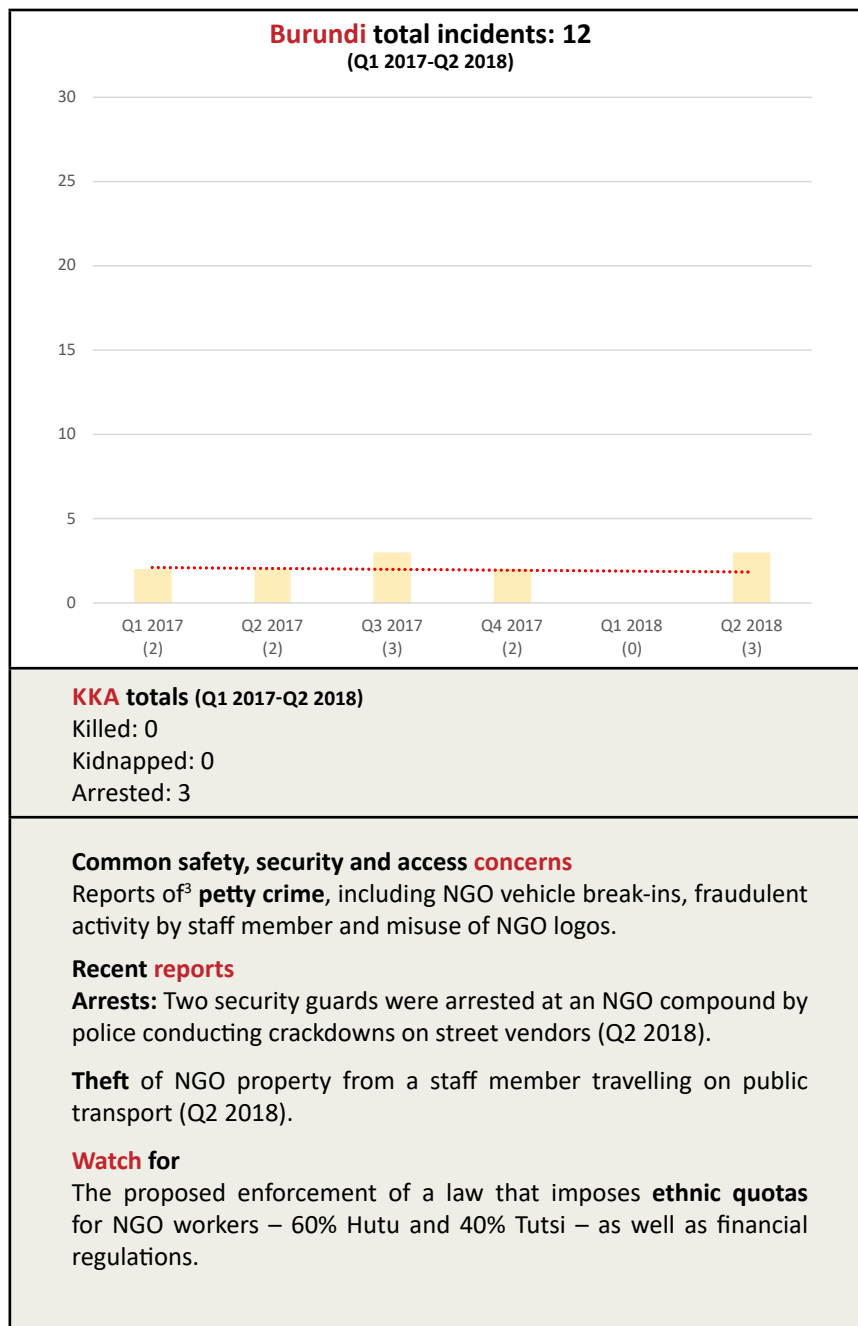
Reported safety, security and access incidents in Q2 2018



■ 20 or more reported incidents ■ 6-19 reported incidents ■ 0-5 reported incidents

Total safety, security and access incidents (Q1 2017-Q2 2018)

Country	Total incidents (Q2 2018)	Total incidents (Q1 2018)	Total incidents (Q1 2017-Q2 2018)	Trend over 6 quarters
South Sudan	59	51	380	↓
Uganda	24	13	83	↑
Kenya	16	19	81 ¹	↑
Somalia	16	10	63 ²	—
Tanzania	13	9	44	↑
Ethiopia	13	10	94	—
Sudan	7	6	44	—
Burundi	3	0	12	—
Rwanda	1	4	7	↑
Djibouti	0	0	3	—
Total for region	152	122	811	↑

Selected country **overviews** (Q1 2017-Q2 2018)

This document is part of the Aid in Danger project. It is published by Insecurity Insight and funded by European Union Humanitarian Aid and USAID. It summarises selected findings from Aid in Danger partner agency incident reports. 26 partner agencies currently contribute confidential security data to the Security in Numbers Database (SiND). For this data, 23 partner agencies contributed security incidents. The data in this report has been cross-referenced with AWSD and compared with INSO. Data collection is ongoing and data may change as more information is made available.

Citation: Insecurity Insight. 2018. 'Incident dataset East Africa, January 2017-June 2018, v. November 2018.' Vevey, Switzerland: Insecurity Insight, Aid in Danger Project. aidindanger.org.

¹ Organisations reported 31 incidents to the [INSO Key Data Dashboard](https://www.inso.ch/) (accessed November 2018). ² Organisations reported 112 incidents to the [INSO Key Data Dashboard](https://www.inso.ch/) (accessed November 2018).

³ 'Reports of' indicates 64% or lower of all reports for the country in question; 'High proportion' indicates 65-90% of reports; 'Predominantly' indicates 91% or more of reports.