



**Daily Situation Report on Diarrhea and Cholera in Iraq  
Sitrep no. 117 up to 10 November 2008**

**1. Current Status**

- The recent report of Iraq Ministry of Health indicates that 820 laboratory-confirmed Cholera cases have been detected and registered in Iraq, up to 10 November 2008.
- Most of the new confirmed cases were from Najaf..
- 47% of the cases are found in children below 5 years of age.
- There have been 10 deaths (7 males and 3 females). 50% of the deaths have been in below 5 year old children.
- Epidemiological findings have indicated that contaminated water is the most probable source of the out break.
- 819 cases have been identified as Inaba and 1 case as Ogawa serotypes.

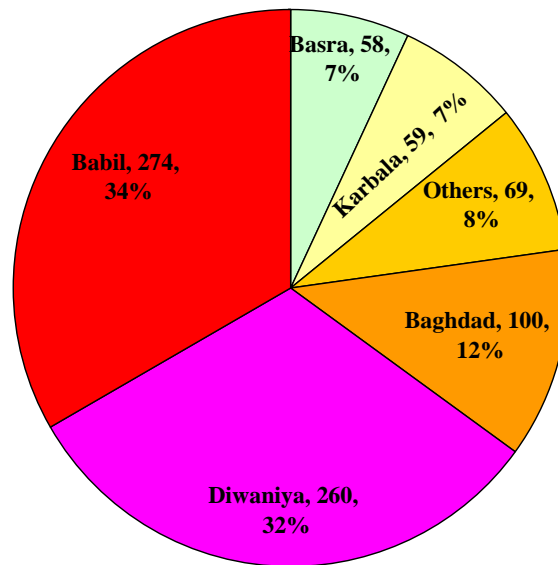
**2. Summary**

- **Table (1) Suspect, confirmed cholera cases, death and dates of the first, most recent reported case and attach rate by province, Iraq, 7 cases have been confirmed in last 24 hours**

**Fig. 1 Confirmed cholera cases by province up to 10 November 2008**

Province	No. districts affected	Date first case	Date most recent case	Deaths	Under investigation	Laboratory confirmed cholera	Attack rate/100,000
Diala	1	09-09-08	09-09-08	0	0	1	0.1
Erbil	2	14-10-08	14-10-08	0	0	2	0.1
Wasit	1	30-09-08	18-10-08	0	0	2	0.2
Missan	1	22-08-08	28-09-08	1	0	3	0.4
Anbar	2	07-09-08	17-09-08	0	0	8	0.5
Baghdad	10	18-08-08	09-11-08	2	1	100	1.5
Basra	5	14-09-08	23-10-08	1	2	58	2.4
Muthana	1	14-10-08	05-11-08	0	1	16	2.7
Najaf	3	07-09-08	29-10-08	0	2	37	3.1
Kerbala	3	05-09-08	03-11-08	0	0	59	6.3
Babil	4	28-08-08	05-11-08	3	0	274	16.9
Diwanyia	4	20-09-08	05-11-08	3	16	260	25.4
<b>Total</b>	<b>37</b>	<b>18-08-08</b>	<b>09-11-08</b>	<b>10</b>	<b>22</b>	<b>820</b>	<b>2.7</b>

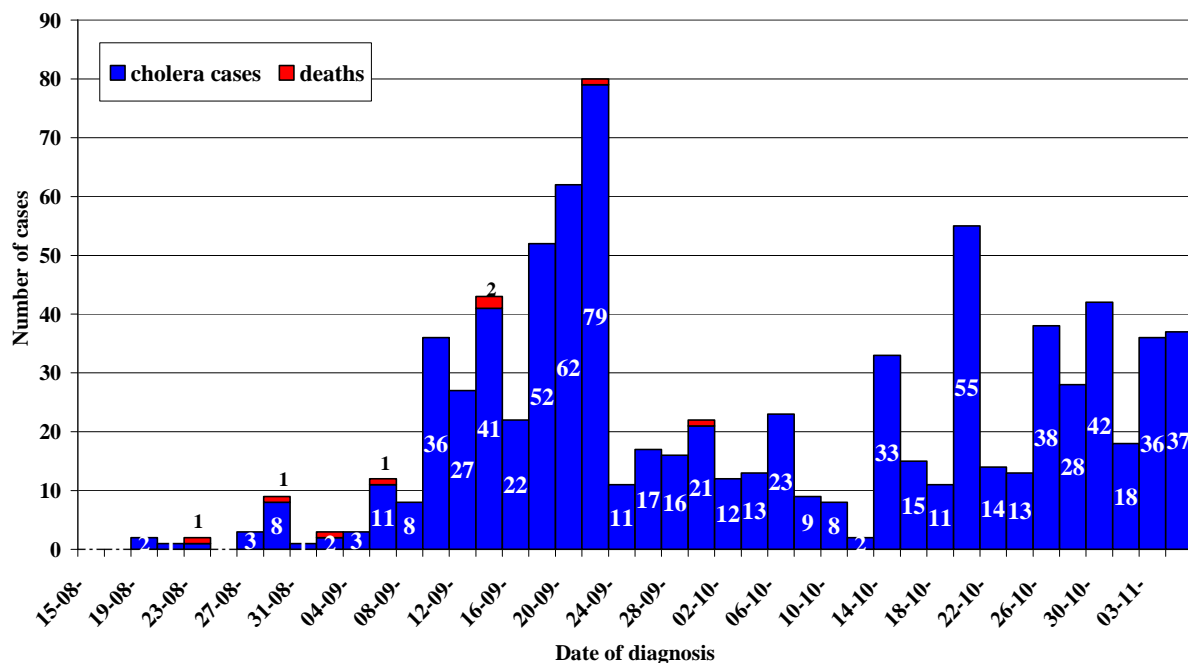
**Fig (1) % Distribution of confirmed cholera cases by province, up to 10 /11/2008**



### 3. Distribution of confirmed cholera by province:

Fig. 1, above shows that the majority (34%) of confirmed cholera cases were reported from Babil province followed by Diwaniya provinces (32%), Baghdad (12%), Basra (7%) , Karbala (7%) , while Missan, Diala, Najaf, Anbar, Wasit, Muthana and Erbil, combined reported the remaining (8%) of the total cases.

**Fig. 2 Reported cholera cases and deaths by date of diagnosis, Iraq, 14/08-05/11/2008**



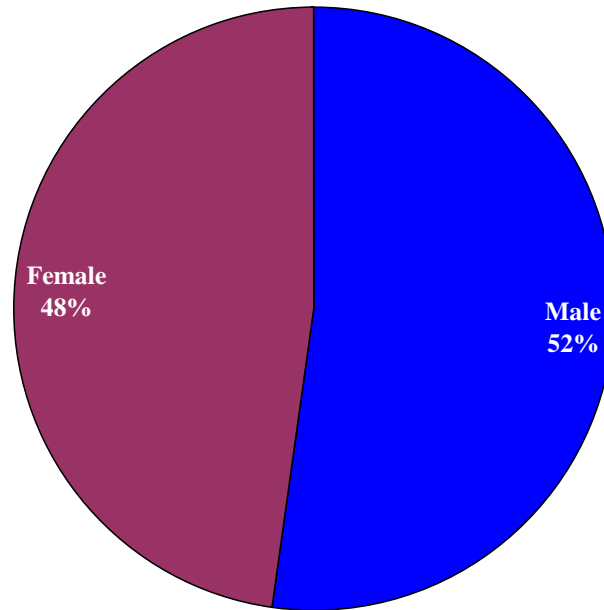
### 4. Epidemic curve:

Fig. 2, shows that unlike last year's explosive outbreak this year's outbreak has been gradually build up; it seems to have started mid-August, peaked on 22/09 at 79 cases and then started to subside during the period 24/9 to 12/10 /2008; the second wave seems to have started 14/10 mainly in Diwaniya province, peaked on 22/10 and is decreasing very slowly.

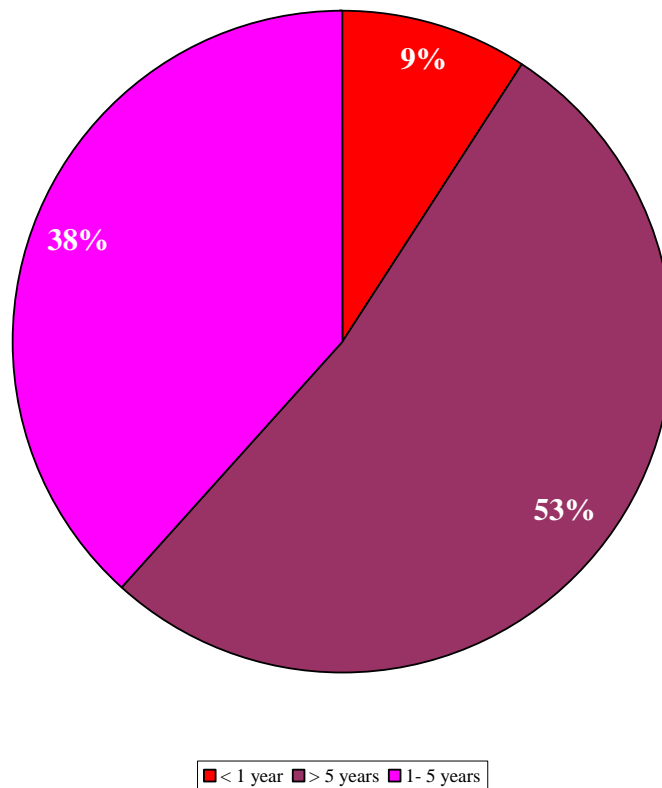
**Distribution of cases by sex:**

Fig. 3, below shows that cases were almost equally distributed between the two sexes.

**Fig. 3 Cholera cases by sex, up to 10/11/ 2008**

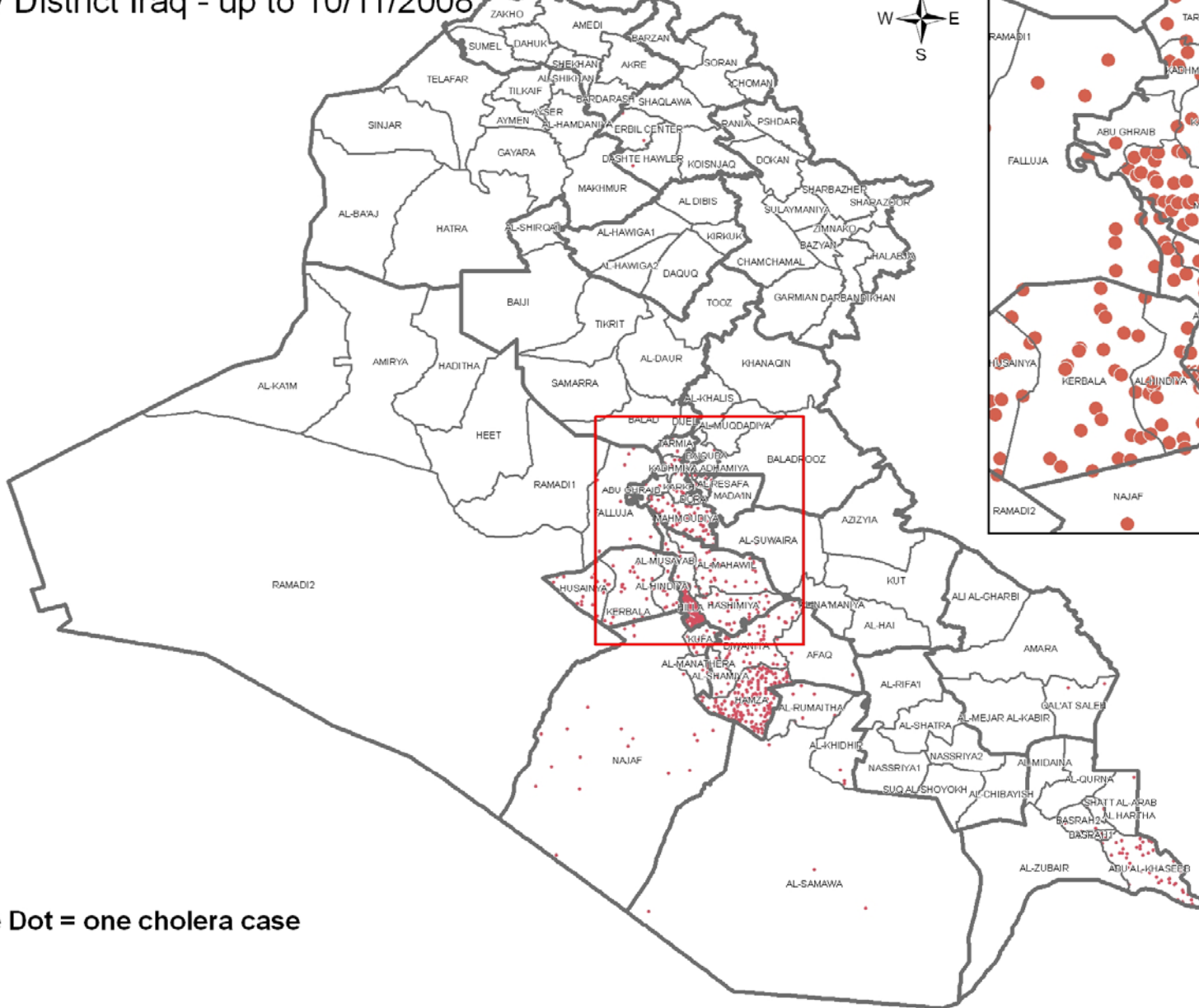


**Fig (4) Distribution of confirmed cholera cases by age group up to 10/11/08**



**5. Distribution of cases by age group:** Fig. 4 above show that 47% of confirmed cholera cases were among children below 5 years of age, a feature seen in endemic countries where adults' previous exposure to the cholera organism left them with some immunity against the disease.

# Confirmed Cholera Cases by District Iraq - up to 10/11/2008



Key

One Dot = one cholera case