

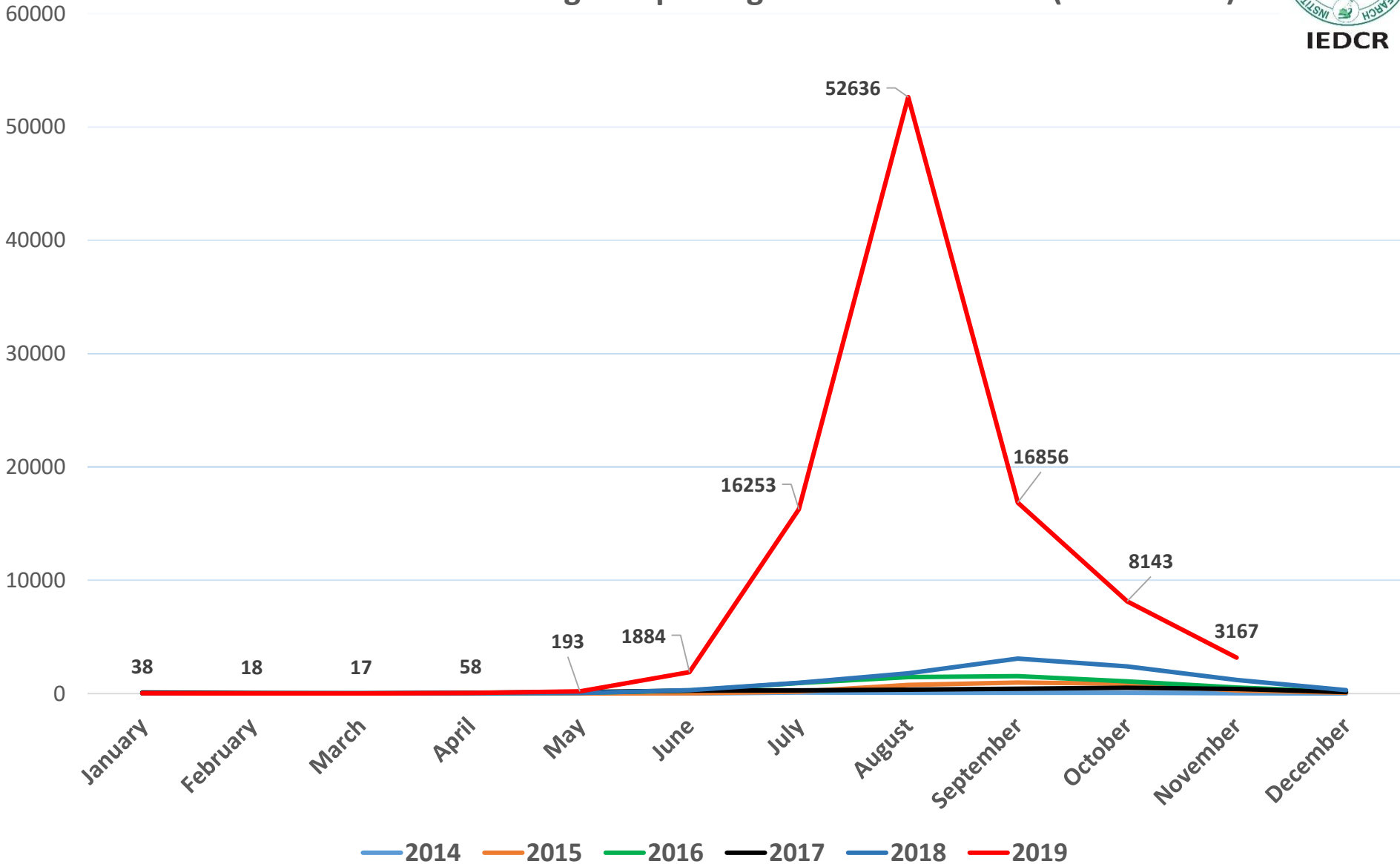
Dengue Situation Update

Updated on 21.11.2019

Year and month wise Dengue reporting from 2008 to 2019 (21.11.2019)

Month	2008	2009	2010	2011	2012	2013	2014	2015	2016	2017	2018	2019
January	0	0	0	0	0	6	15	0	13	92	26	38
February	0	0	0	0	0	7	7	0	3	58	7	18
March	0	0	0	0	0	3	2	2	17	36	19	17
April	0	0	0	0	0	3	0	6	38	73	29	58
May	0	1	0	0	0	12	8	10	70	134	52	193
June	0	0	0	61	10	50	9	28	254	267	295	1884
July	160	4	61	255	129	172	82	171	926	286	946	16253
August	473	125	183	691	122	339	80	765	1451	346	1796	52636
September	334	188	120	193	246	385	76	965	1544	430	3087	16856
October	184	154	45	114	107	501	63	869	1077	512	2406	8143
November	0	0	0	36	27	218	22	271	522	409	1192	3167
December	0	0	0	9	0	53	11	75	145	126	293	
Total	1151	472	409	1359	641	1749	375	3162	6060	2769	10148	99263

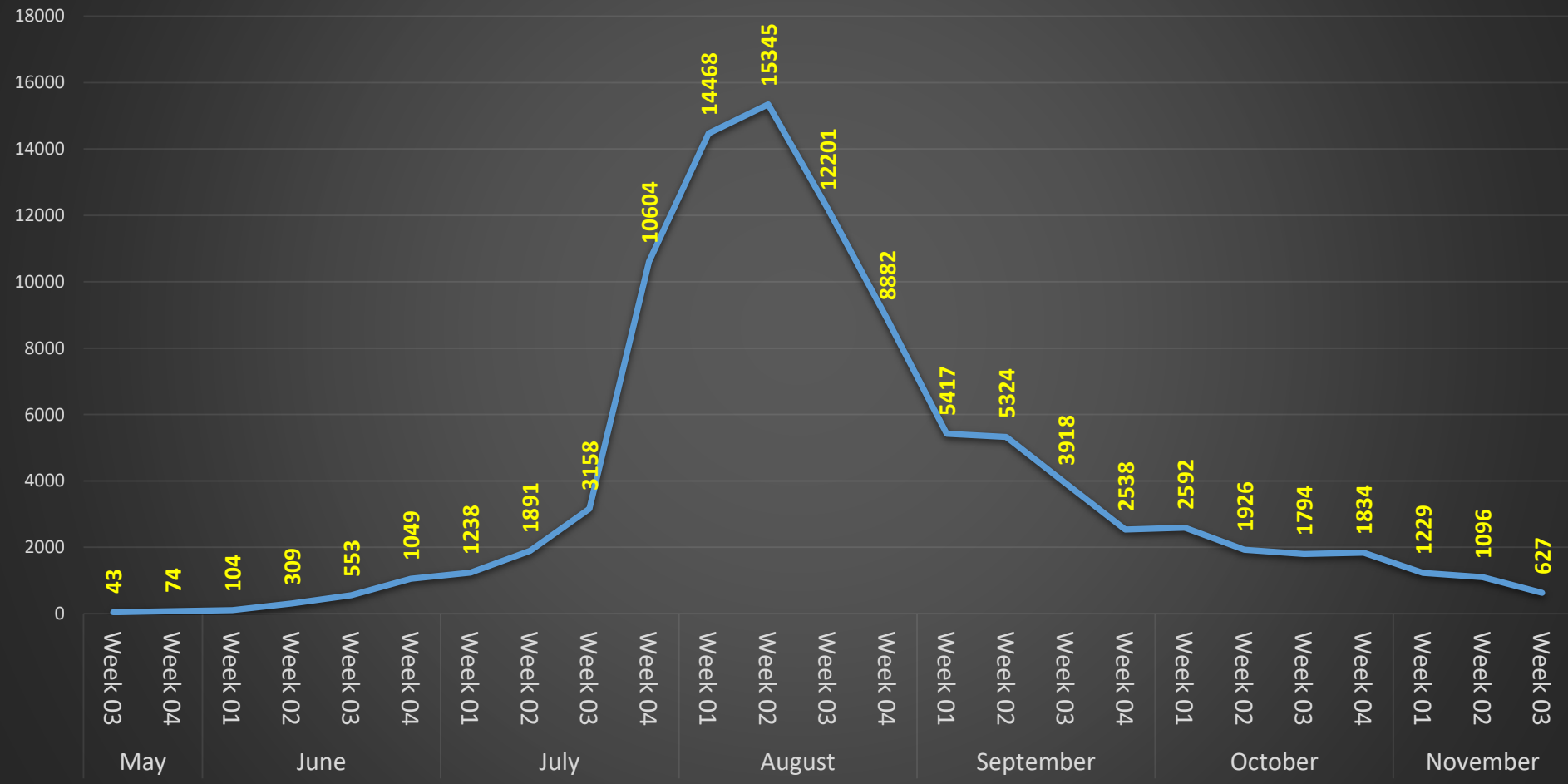
Year and month wise Dengue reporting from 2014 to 2019 (21.11.2019)



Data source: Control Room, DGHS

Number of dengue case in week

From May 2019 to November 21, 2019

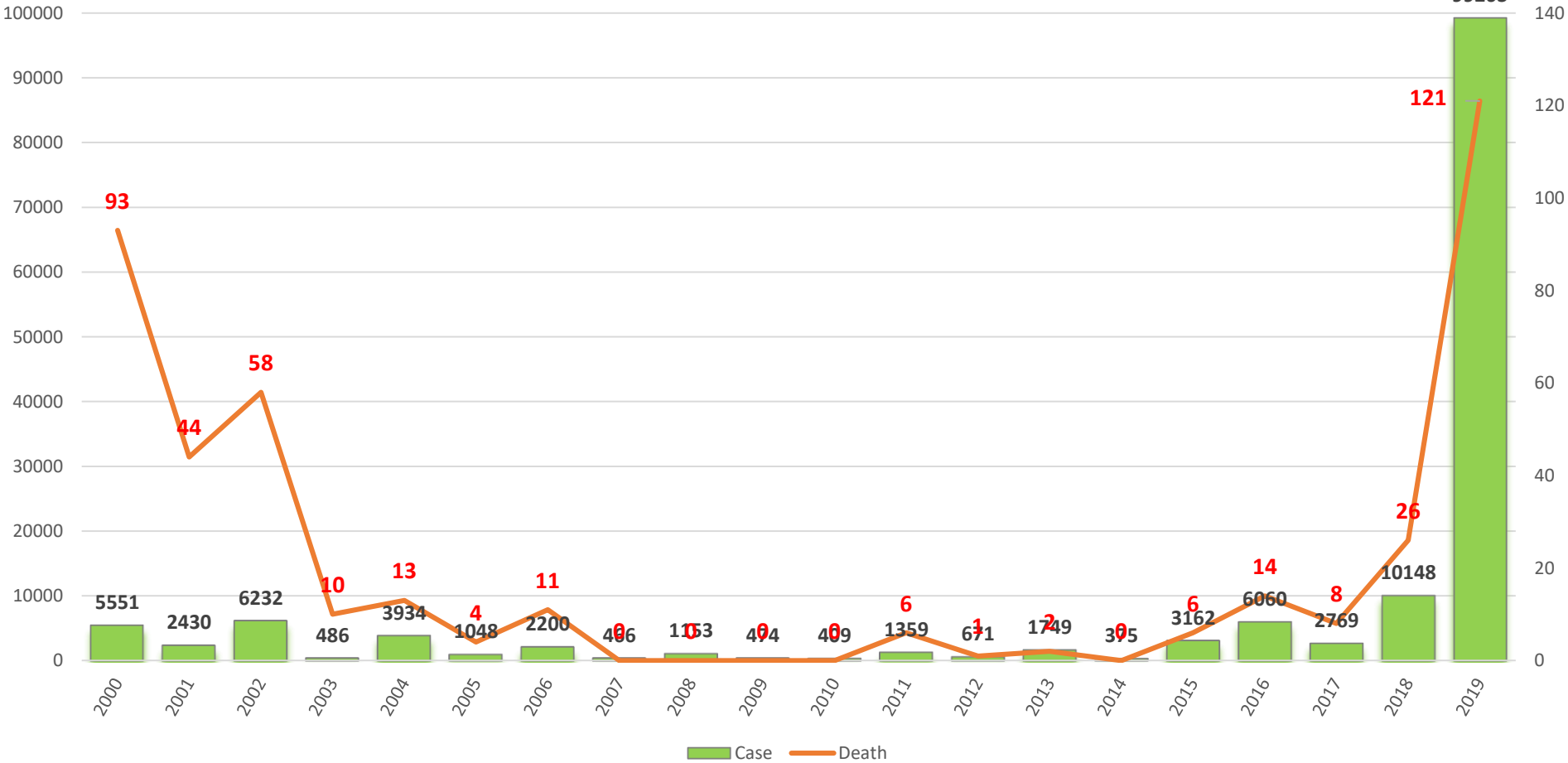


Data source: Control Room, DGHS



IEDCR

Year-wise dengue cases and deaths in Bangladesh (2000 to 2019) updated on 21.11.2019



Data source: Control Room, DGHS