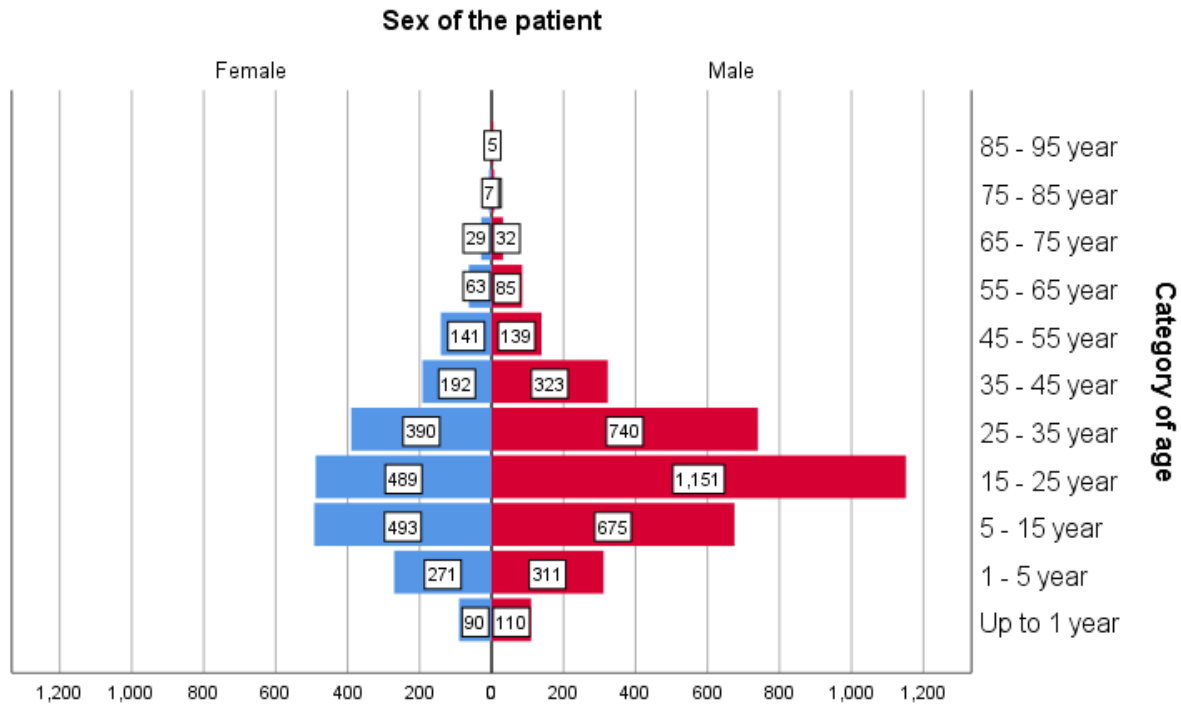


Dengue situation update

Date: 04.08.2019

The following graph showing age and sex distribution of dengue cases reporting from different hospitals of Dhaka City corporation area since January to till date.

Population Pyramid Count Category of age by Sex of the patient



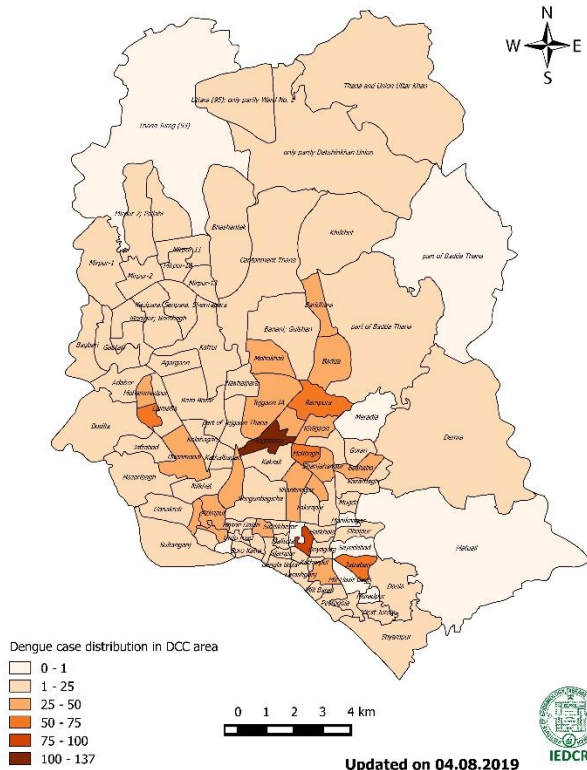
Year and month wise Dengue reporting from 2008 to 2019 (04.08.2019)



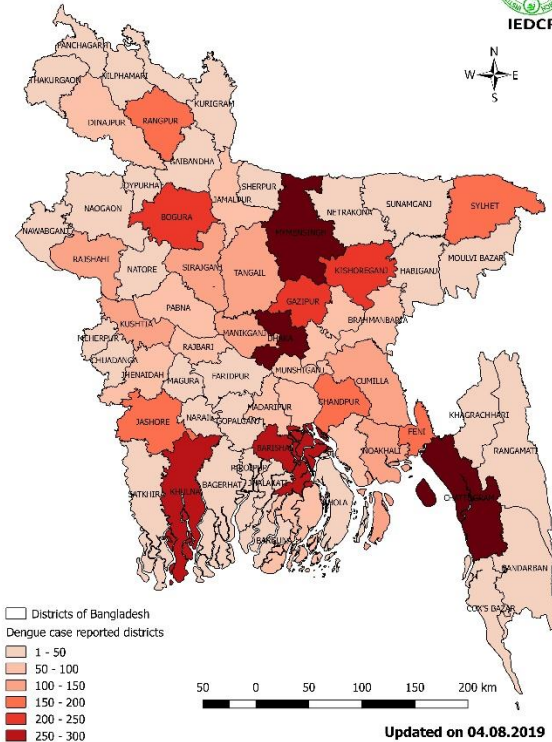
Month	2008	2009	2010	2011	2012	2013	2014	2015	2016	2017	2018	2019
January	0	0	0	0	0	6	15	0	13	92	26	37
February	0	0	0	0	0	7	7	0	3	58	7	19
March	0	0	0	0	0	3	2	2	17	36	19	17
April	0	0	0	0	0	3	0	6	38	73	29	58
May	0	1	0	0	0	12	8	10	70	134	52	193
June	0	0	0	61	10	50	9	28	254	267	295	1863
July	160	4	61	255	129	172	82	171	926	286	946	15650
August	473	125	183	691	122	339	80	765	1451	346	1796	6967
September	334	188	120	193	246	385	76	965	1544	430	3087	
October	184	154	45	114	107	501	63	869	1077	512	2406	
November	0	0	0	36	27	218	22	271	522	409	1192	
December	0	0	0	9	0	53	11	75	145	126	293	
Total	1151	472	409	1359	641	1749	375	3162	6060	2769	10148	24804

Data source: Control Room, DGHS

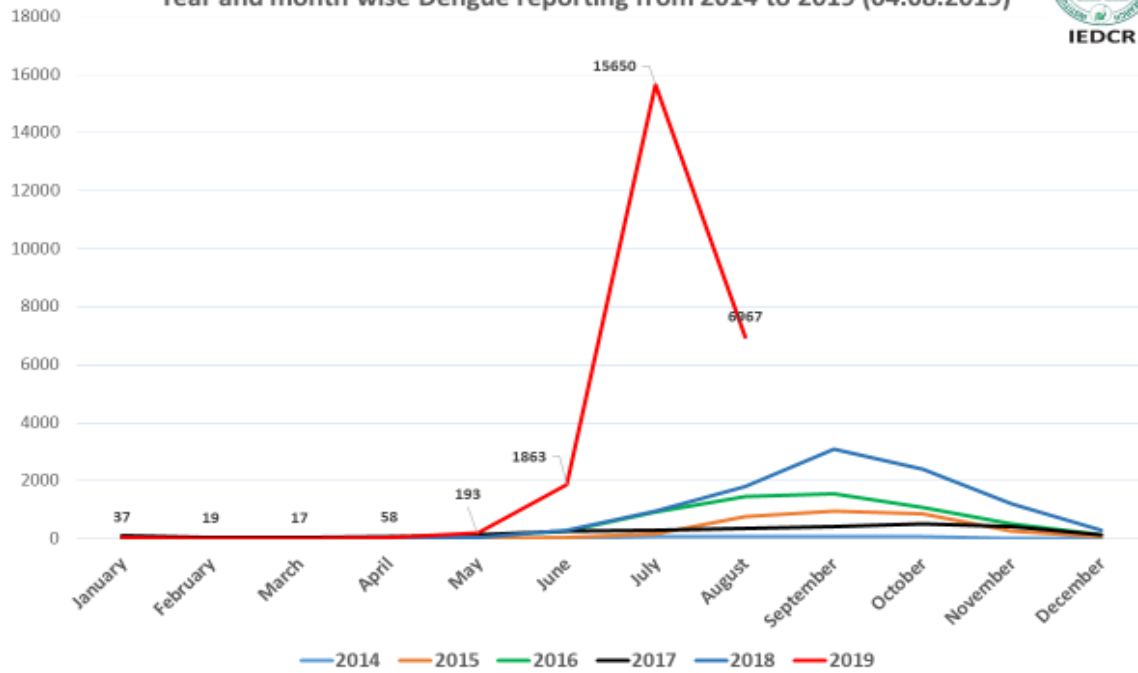
Dengue Positive Case Distribution In DCC Area



Dengue reporting from different districts (Except DCC area) in 2019



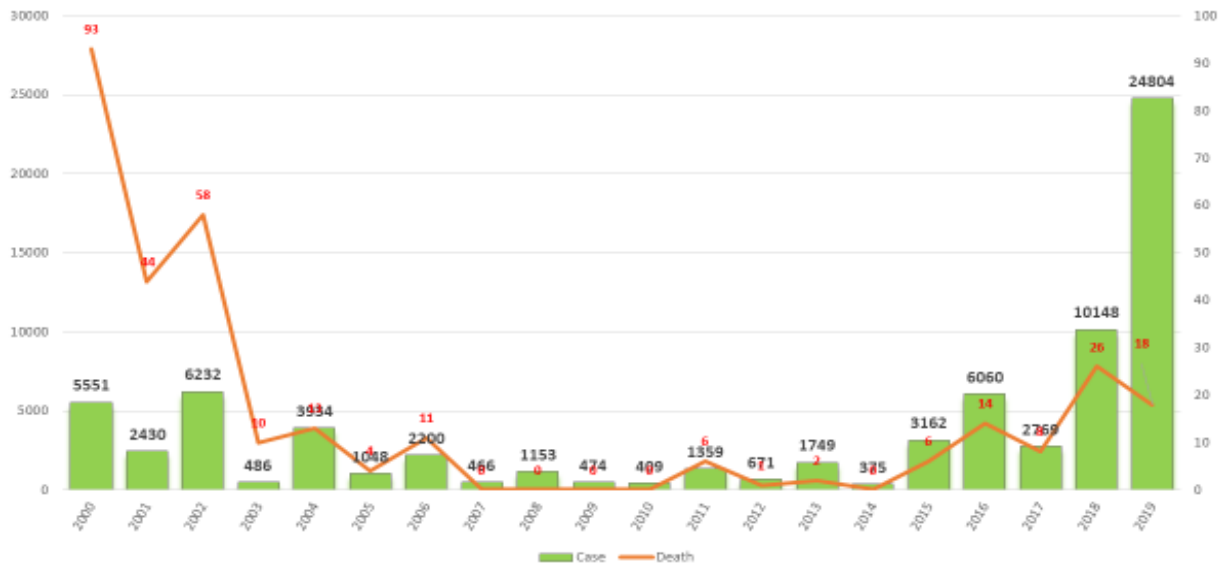
Year and month wise Dengue reporting from 2014 to 2019 (04.08.2019)





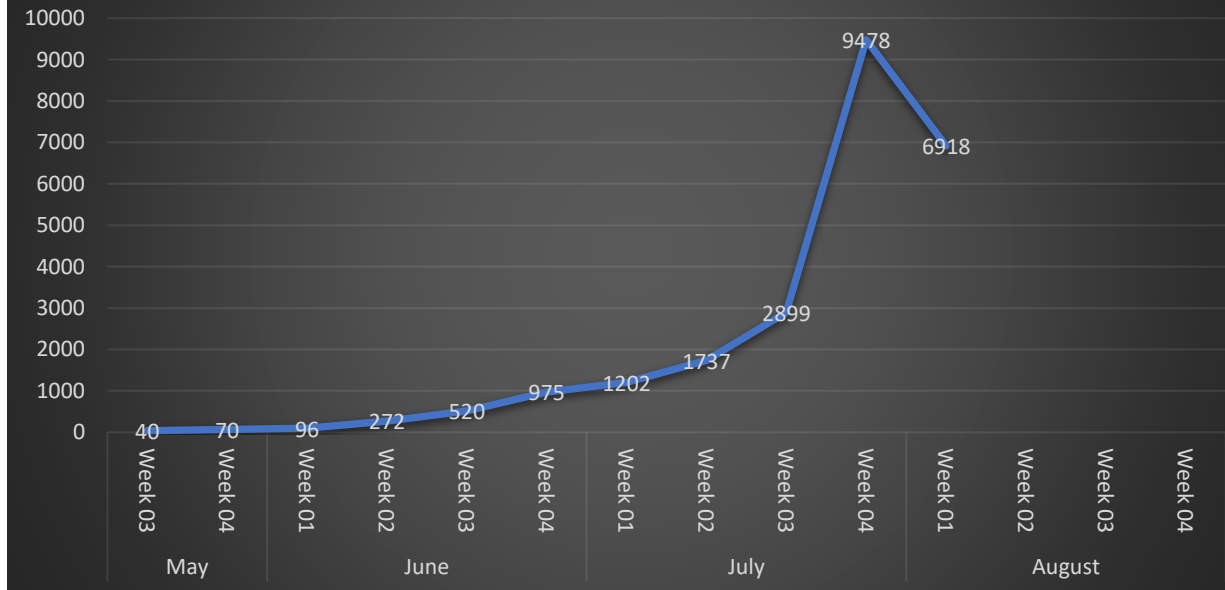
IEDCR

Year-wise dengue cases and deaths in Bangladesh (2000 to 2019) updated on 04.08.2019



Data source: Control Room, DGHS

Number of dengue case in week

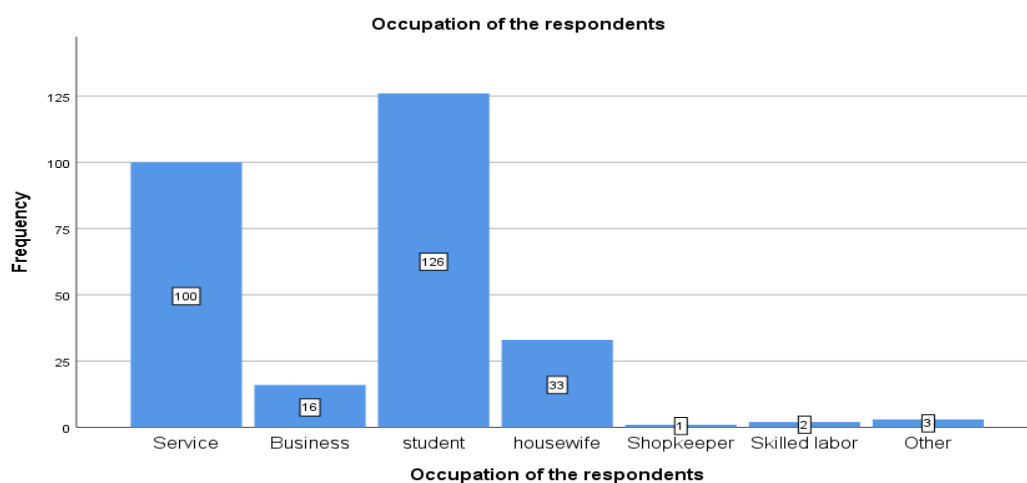


Analysis of cases attended at IEDCR for dengue test

- From January 2019 to 03.08.2019, a total of 433 patients attended at IEDCR for laboratory testing. Total dengue case – 133 (31%) (either PCR/NS1/IgM positive)
- Laboratory test result at IEDCR

Name of the test	Number of tests	Positive	
		Number	%
PCR	56	15	27%
NS1	372	108	29%
IgM	362	24	7%
IgG	362	75	21%

Occupation of the cases attended IEDCR for laboratory testing of dengue



Analysis of symptom of the dengue positive cases attended at IEDCR for test (n=133)

Symptoms	Number	Percentage
Fever	133	100%
Headache	99	77%
Bodyache	82	62%
Malaise	56	43%
Vomiting	53	40%
Joint pain	52	39%
Severe weakness	34	26%
Cough	24	18%
Abdominal pain	20	15%
Loose motion	17	13%
Itching	13	10%
Sore throat	8	6%
Breathing difficulties	4	3%
Bleeding from mucous membrane	3	2%
Rash	4	3%