

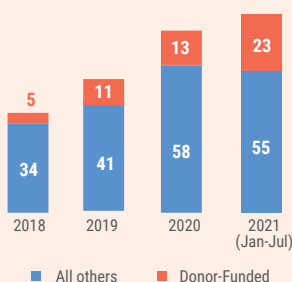


HIGHLIGHTS

- July recorded the second-highest number of structures demolished so far this year.
- Compared to the equivalent period of 2020, the first seven months of 2021 saw a 40 per cent increase in demolitions and a 87 per cent increase in displacement.
- Mass demolitions in two Palestinian Bedouin/herding communities, accounted for the majority of demolitions and displacement in July.
- A mobile clinic, an under-construction school and a water reservoir were demolished, affecting an estimated 1,650 people.

STRUCTURES DEMOLISHED/SEIZED

Monthly Averages



JULY FIGURES

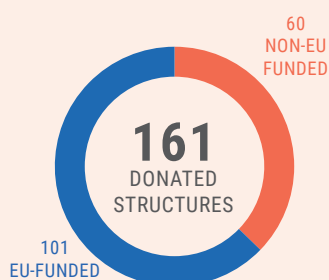
STRUCTURES TARGETED

East Jerusalem	21
Area C	104
Area B	0
Area A	1

PEOPLE IMPACTED

Displaced	181
Affected	1,889

ASSISTANCE DEMOLISHED/SEIZED IN 2021



OVERVIEW

In July, the Israeli authorities demolished, forced people to demolish, or seized 126 Palestinian-owned structures across the West Bank, including East Jerusalem. This resulted in the displacement of 181 people, including 105 children, and otherwise affected the livelihoods, or access to services, of nearly 2,000 others. All but one structure were located in Area C or East Jerusalem and were targeted due to the lack of building permits, which are nearly impossible to obtain. The remaining structure was punitively demolished in Area A, as it belonged to the family of a Palestinian who killed an Israeli settler on 2 May.

The number of structures demolished or seized in July is the second highest this year, surpassed only by February (153). So far, 2021 has recorded an increase of 40 per cent in the number of demolitions compared with the equivalent period in 2020 and approximately the same level of destruction of donor-funded assets (161 vs. 157 structures). So far in 2021, 295 structures, or 62 per cent of all structures targeted in Area C, have been seized without, or with very short, prior notice, preventing affected people from objecting in advance.

Thirty-one of the structures demolished or seized in July had been provided as humanitarian aid. In addition, four EU-funded residential structures received stop-work orders in Khirbet Ar Rahwa (Hebron), at a value of over 9,000 euros.

About 80 per cent of Area C demolitions and 90 per cent of people displaced were recorded in two Area C herding communities. On 14 July, 49 structures were demolished in Ras at Tin, of which at least 21 were residential structures, 16 animal shelters and 12 solar panels; 84 people were displaced, including 53 children. On 7 July, 30 structures were demolished in the Bedouin community of Humsa al Bqai'a (Tubas), displacing 42 people. This community is located in an area designated by the Israeli authorities for military training purposes and has recorded seven demolition incidents since the beginning of the year.

The majority of people affected (an estimated 1,650 out of 1,889 people) were in three incidents, where a mobile clinic was demolished in Umm Qussa community

(Hebron), an under-construction school was demolished in the Shu'fat neighbourhood of East Jerusalem, and an agricultural reservoir in was demolished Furush Beit Dajan (Nablus). In Bardalah (Tubas), the Israeli authorities demolished a livelihood structure on the basis of Military Order 1797, which provides only a 96-hour notice and very limited grounds for legally challenging a demolition.

In East Jerusalem, the Israeli authorities demolished or forced people to demolish 21 structures, almost the same number as those demolished in June (20). Eleven of the structures were demolished by the owners following the issuance of a demolition order, bringing the total number of such demolitions carried out by the owners since the beginning of the year to 42.

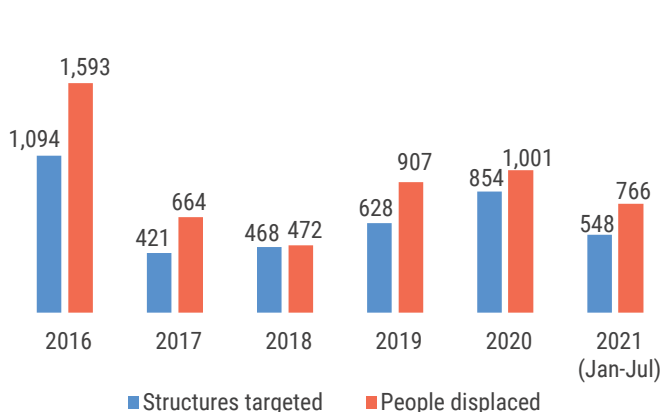
WEST BANK DEMOLITIONS / SEIZURES

	Structures demolished	People displaced*		People Affected**	
		All	Children	All	Children
East Jerusalem	21	39	19	729	640
Area C	104	138	83	1,160	571
Area A	1	4	3	0	0
TOTAL	126	181	105	1,889	1,211

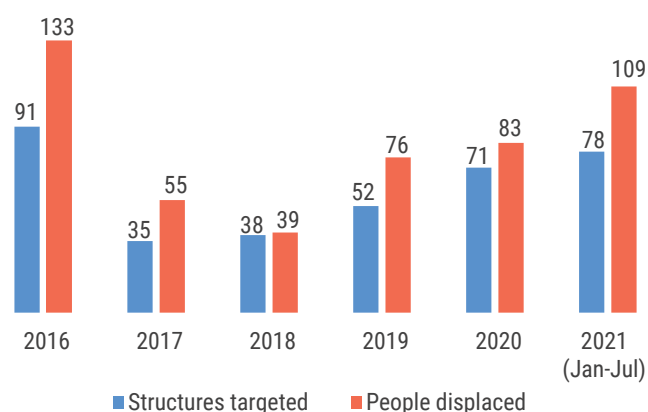
* Includes all people who had a structure used as their habitual place of residence demolished.

** Includes all people who had any of their property, other than their residence, demolished. Displaced and affected are mutually exclusive categories, i.e. people counted under the former are not included in the latter.

TOTAL STRUCTURES TARGETED AND PEOPLE DISPLACED



MONTHLY AVERAGES OF STRUCTURES TARGETED AND PEOPLE DISPLACED



DEMOLITION/SEIZURE OF DONOR-FUNDED AID STRUCTURES JULY 2021

Date	Community	Governorate	Type of structure	Number of structures	Type of incident	Estimated cost in Euros
15 July	Humsa al Bqai'a	Tubas	Residential structure	1	Seizure	1,186.56
15 July	Furush Beit Dajan	Nablus	Agricultural reservoir	1	Demolition	18,665
14 July	Ras at Tin	Ramallah	2 mobile water tanker trucks	2	Seizure	14,676*
			Solar panel	7		7,933
12 July	Haris	Salfit	Livelihood structure	2	Demolition	11,042
12 July	Bardala	Tubas	Agricultural reservoir	1	Demolition	-
7 July	Humsa al Bqai'a	Tubas	1 livelihood structure and 1 mobile latrine	2	Seizure	5,869**
			Residential structure	10		-
			Animal structure	5		-
Total				31		59,372

* The cost includes costs of 12 residential tent covers and 3 mobile water tanks, which are not counted as structures in OCHA's tracking system.

** The cost includes costs of 525 m fencing and 2 water tanks, which are not counted as structures in OCHA's tracking system.

DEMOLITION/STOP-WORK ORDERS AFFECTING DONOR-FUNDED AID STRUCTURES JULY 2021

Date	Community	Governorate	Type of structure	Number of structures	Type of incident	Estimated cost in Euros
28 July	Khallet Athab'a	Hebron	Storage metal Shed	1	DO (MO 1797)	1,405
26 July	Khallet Zanuta	Hebron	Residential structure	1	Stop-work order	2,318
11 July	Khirbet ar Rahwa	Hebron	Residential structure	4	Stop-work order	9,273.19
Total				6		12,996

TARGETED DONOR-FUNDED AID STRUCTURES

