

Relief food allocations to districts for 1st Quarter



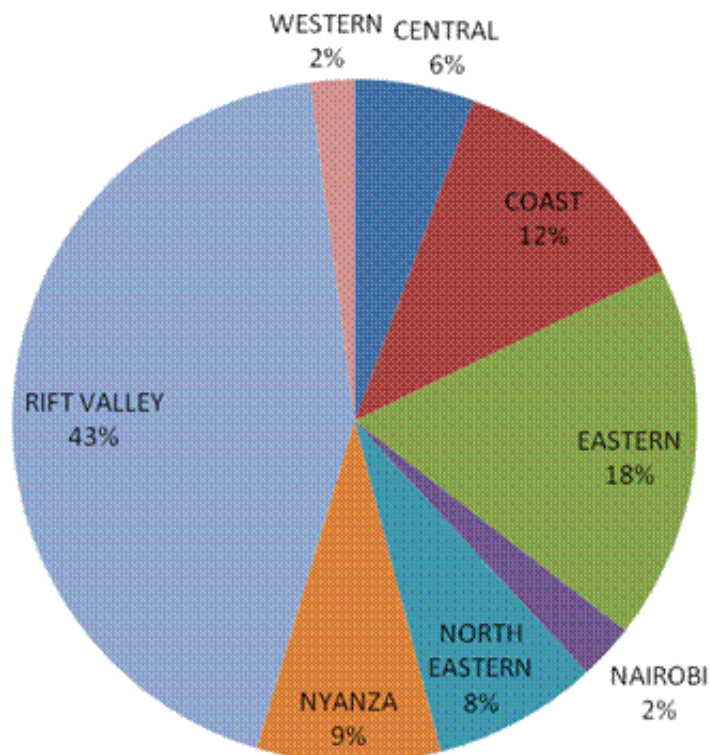
The Government has allocated relief food to various districts all over the country during the first quarter of the year. The details of the allocation on various relief items including maize and beans by province are presented below:

PROVINCIAL SUMMARY OF RELIEF MAIZE ALLOCATIONS FROM 1 JULY TO 30 SEPTEMBER 2008

PROVINCE	JULY	AUGUST	SEPTEMBER	TOTAL
Central	5,000	4,300	3,500	12,800
Coast	12,500	7,000	7,800	27,300
Eastern	10,000	7,500	22,500	40,000
Nairobi	1,500	0	4,500	6,000
North Eastern	11,500	6,100	0	17,600
Nyanza	5,500	2,700	11,400	19,600
Rift Valley	47,300	14,300	36,100	97,700
Western	2,000	700	2,000	4,700
TOTAL	95,300	42,600	87,800	225,700

Note: All the figures are in 90-Kg Bags

2008/09 FIRST QUARTER MAIZE (90-KG BAGS) ALLOCATIONS

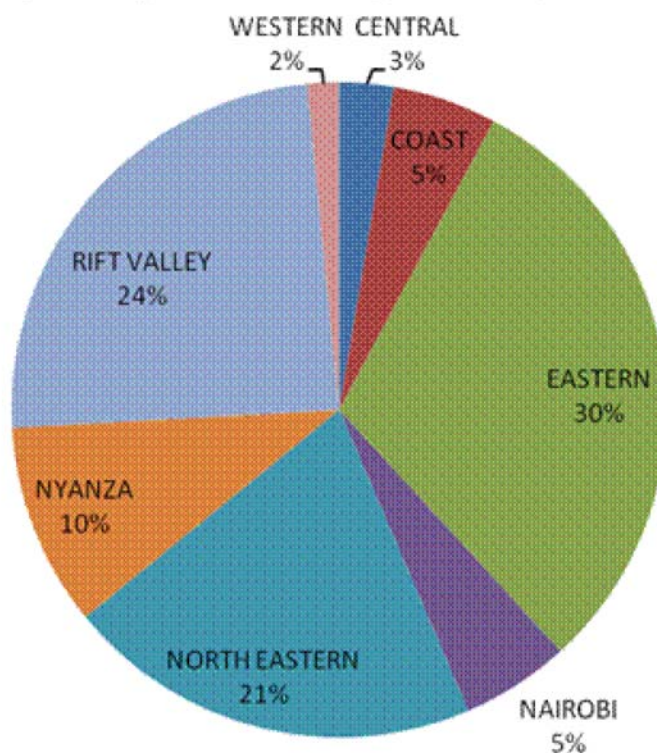


PROVINCIAL SUMMARY OF RELIEF BEANS (90 KG BAGS) ALLOCATIONS FROM 1 JULY TO 30 SEPTEMBER 2008

PROVINCES	JULY	AUGUST	SEPTEMBER	TOTAL
Central	0	0	600	600
Coast	0	0	1,150	1,150

Eastern	1,612	1,200	4,000	6,812
Nairobi	0	0	1,200	1,200
North Eastern	2,400	0	2,200	4,600
Nyanza	0	0	2,250	2,250
Rift Valley	0	0	5,450	5,450
Western	0	0	350	350
TOTAL	4,012	1,200	17,200	22,412

2008/09 FIRST QUARTER BEANS (90-KG BAGS) ALLOCATIONS

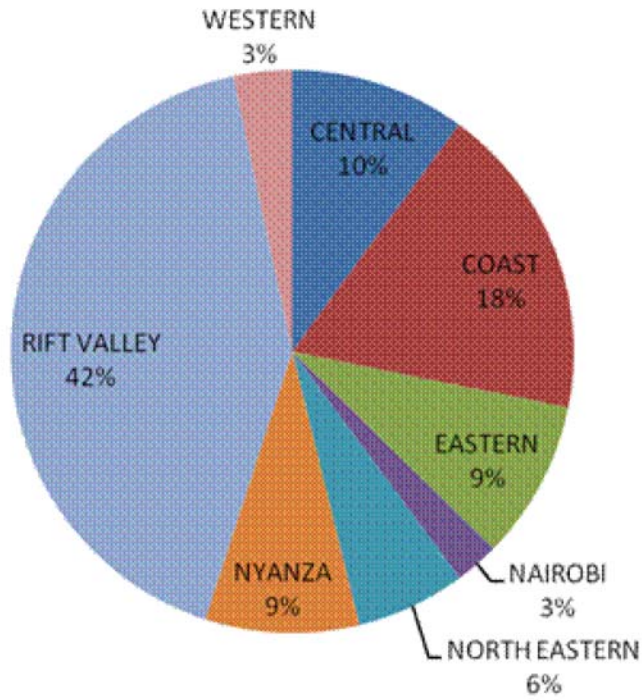


PROVINCIAL SUMMARY OF RELIEF BEANS (50 KG BAGS) ALLOCATIONS FROM 1 JULY TO 30 SEPTEMBER 200

PROVINCES	JULY	AUGUST	SEPTEMBER	TOTAL
Central	1,200	1,200	0	2,400
Coast	2,700	1,600	0	4,300
Eastern	900	1,280	0	2,180
Nairobi	600	0	0	600
North Eastern	1,500	0	0	1,500
Nyanza	1,500	600	0	2,100
Rift Valley	6,600	3,300	0	9,900
Western	600	200	0	800

TOTAL	15,600	8,180	0	23,780
-------	--------	-------	---	--------

2008/09 FIRST QUARTER (50-KG BAGS) ALLOCATIONS



[Close Window](#)