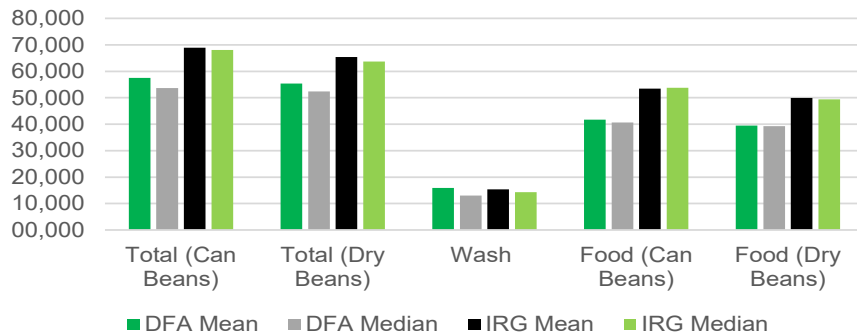


# Cash Consortium of Yemen (CCY) - Price Monitoring Tool: December 2020

## SMEB totals breakdown and chart (YER)

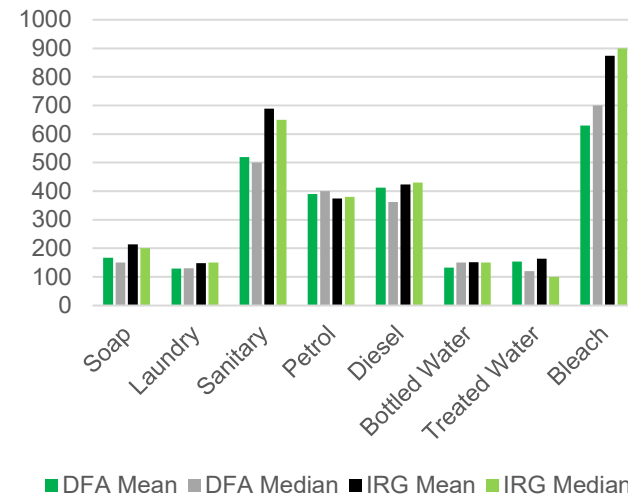
Items	DFA Mean	DFA Median	IRG Mean	IRG Median
Full SMEB Beans Cans (No Cooking Gas)	57,537	53,654	68,902	68,045
Full SMEB Beans Dry (No Cooking Gas)	55,356	52,354	65,367	63,645
WASH SMEB*	15,855	13,050	15,406	14,275
Food SMEB (Beans Cans)	41,682	40,604	53,496	53,770
Food SMEB (Beans Dry)	39,501	39,304	49,961	49,370



## NFI cost breakdown (YER)

Items	DFA Mean	DFA Median	IRG Mean	IRG Median
Soap (100g)	167	150	214	200
Laundry powder (100g)	129	130	148	150
Sanitary napkins (10 Pack)	519	500	689	650
Water trucking (1m <sup>3</sup> )	3,331	2,500	2,801	2,500
Petrol (1L)	390	400	374	380
Diesel (1L)	412	362	424	430
Cooking gas (1cyl)	7,024	6,000	4,894	4,500
Bottled water (0.75L)	133	150	151	150
Treated water (10L)	154	120	164	100
Bleach (1L)	630	700	874	900

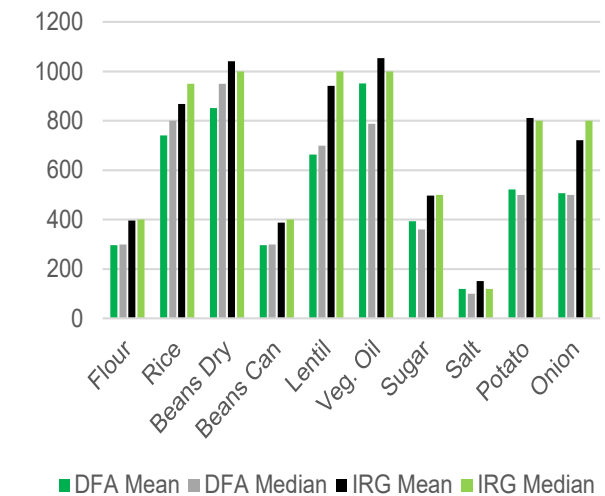
## Other NFI cost (YER)



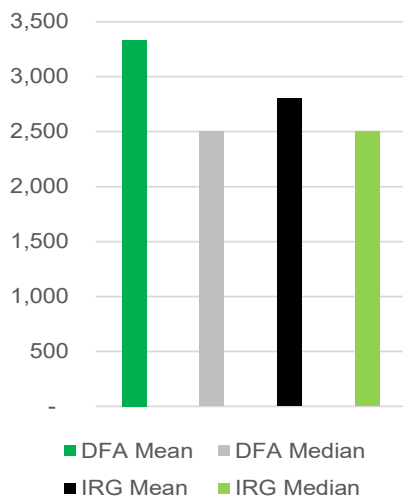
## Food cost breakdown (YER)

Items	DFA Mean	DFA Median	IRG Mean	IRG Median
Wheat flour (1 Kg)	297	300	396	400
Rise (1 Kg)	741	800	869	950
Beans Dry (1 Kg)	852	950	1042	1000
Beans Can (1 15oz can)	297	300	388	400
Lentils (1 Kg)	664	700	942	1000
Vegetable Oil (1 Liter)	951	788	1054	1000
Sugar (1 Kg)	394	360	497	500
Salt (1 Kg)	119	100	151	120
Potatos (1 Kg)	522	500	811	800
Onions (1 Kg)	507	500	722	800

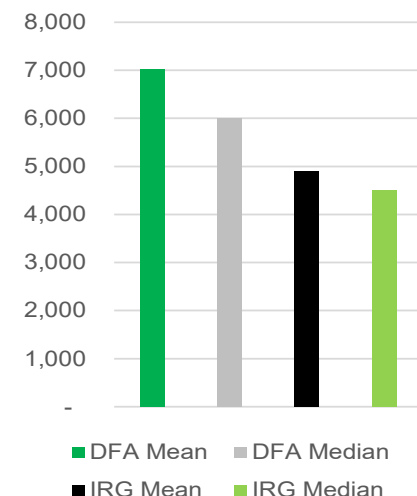
## Food cost (YER)



## Water trucking cost (YER)



## Cooking gas cost (YER)



**Methodology:** The consolidated price tool is harmonized across all partners and at least three markets were assessed in each district. The means and medians are consolidated at the control area level. Districts are categorized into DFA or IRG groups and medians and means are taken for the different areas.

**Governorates Covered:** Aden, Lahj, Hajjah, Hadramaut, Marib, Taizz, Sana'a City, Sana'a, Al Dhale'e, Al Hudaydah, Shabwah, Ibb, Amran, Al Jawf, Abyan, Dhamar **District Counts:** DFA - 21 ; IRG - 33