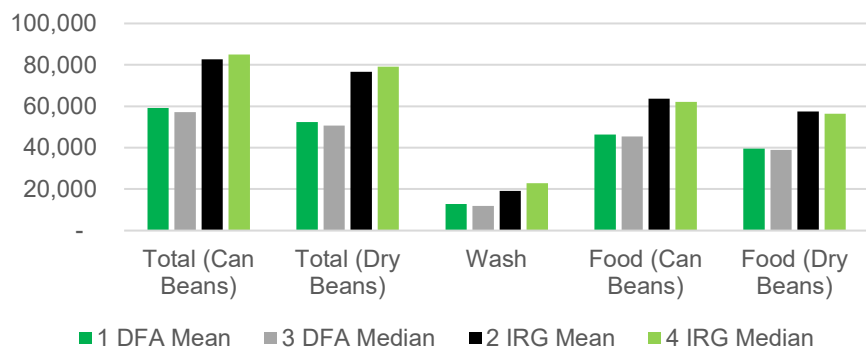


# Cash Consortium of Yemen (CCY) - Price Monitoring Tool: May 2021

## SMEB totals breakdown and chart (YER)

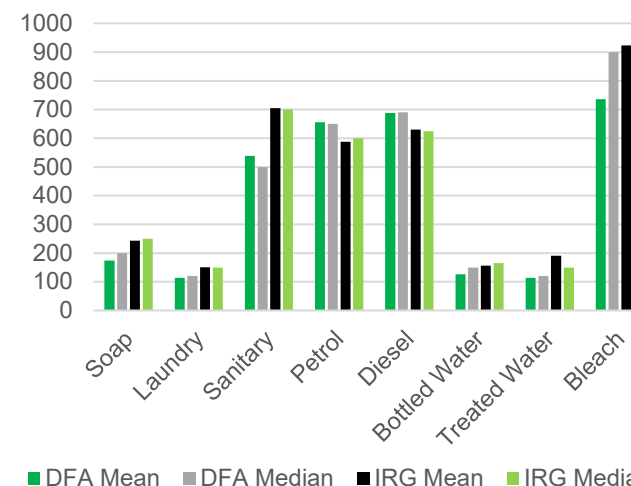
Items	DFA Mean	DFA Median	IRG Mean	IRG Median
Full SMEB Beans Cans (No Cooking Gas)	59,159	57,225	82,732	84,950
Full SMEB Beans Dry (No Cooking Gas)	52,363	50,675	76,642	79,150
WASH SMEB*	12,841	11,800	19,090	22,775
Food SMEB (Beans Cans)	46,318	45,425	63,643	62,175
Food SMEB (Beans Dry)	39,522	38,875	57,553	56,375



## NFI cost breakdown (YER)

Items	DFA Mean	DFA Median	IRG Mean	IRG Median
Soap (100g)	174	200	243	250
Laundry powder (100g)	114	120	151	150
Sanitary napkins (10 Pack)	539	500	705	700
Water trucking (1m <sup>3</sup> )	2,430	2,000	3,842	5,000
Petrol (1L)	656	650	588	600
Diesel (1L)	688	690	630	625
Cooking gas (1cyl)	9,160	10,000	6,359	5,000
Bottled water (0.75L)	126	150	156	165
Treated water (10L)	114	120	191	150
Bleach (1L)	736	900	924	900

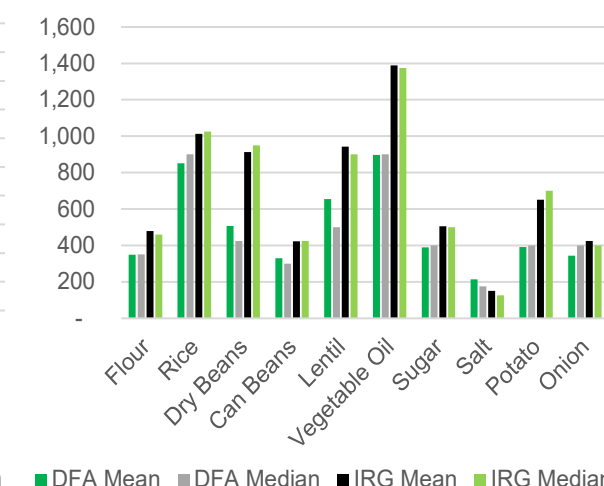
## Other NFI cost (YER)



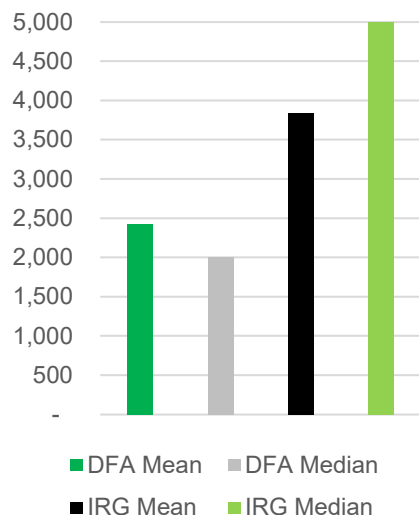
## Food cost breakdown (YER)

Items	DFA Mean	DFA Median	IRG Mean	IRG Median
Wheat flour (1 Kg)	348	350	479	460
Rise (1 Kg)	851	900	1,012	1,025
Beans Dry (1 Kg)	506	425	912	950
Beans Can (1 15oz can)	329	300	423	425
Lentils (1 Kg)	655	500	942	900
Vegetable Oil (1 Liter)	897	900	1,389	1,375
Sugar (1 Kg)	390	400	505	500
Salt (1 Kg)	214	175	150	125
Potatos (1 Kg)	391	400	651	700
Onions (1 Kg)	344	400	424	400

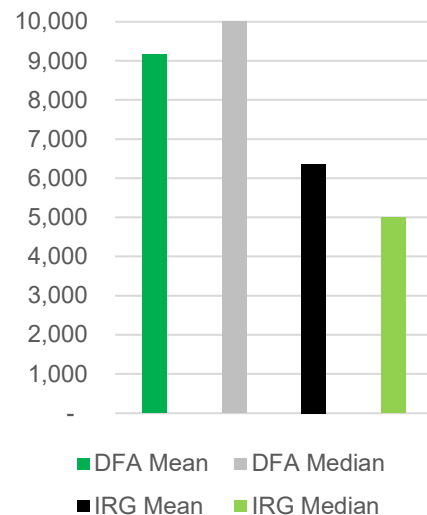
## Food cost (YER)



## Water trucking cost (YER)



## Cooking gas cost (YER)



**Methodology:** The consolidated price tool is harmonized across all partners and at least three markets were assessed in each district. The means and medians are consolidated at the control area level. Districts are categorized into DFA or IRG groups and medians and means are taken for the different areas.

**Governorates Covered:** Sana'a City, Aden, Lahj, Hajjah, Taizz, Al Dhale'e, Abyan, Al Hudaydah, and Marib **District Counts:** DFA - 9 ; IRG - 29