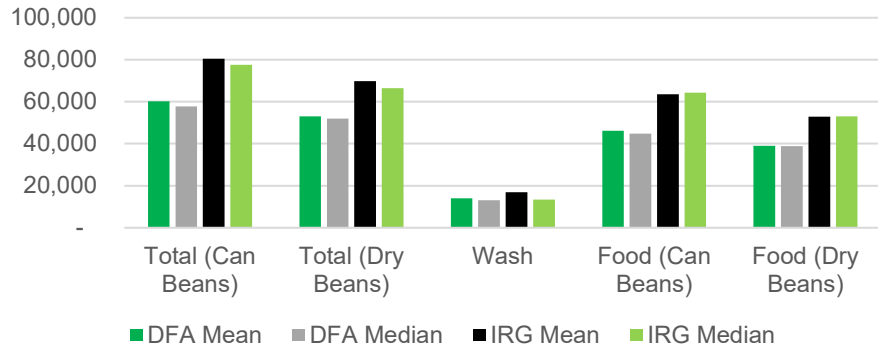


Cash Consortium of Yemen (CCY) - Price Monitoring Tool: June 2021

SMEB totals breakdown and chart (YER)

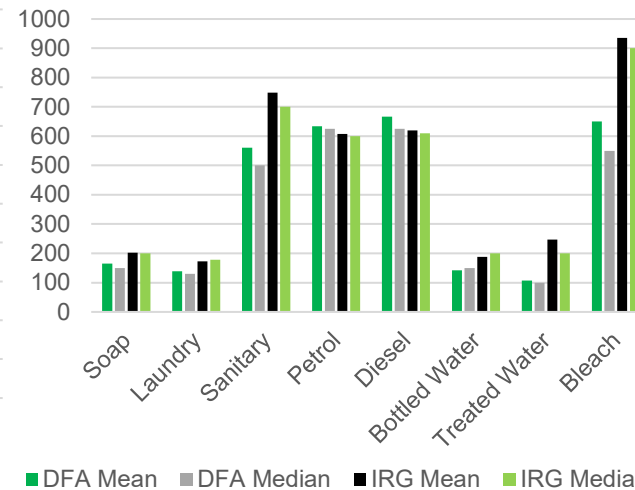
Items	DFA Mean	DFA Median	IRG Mean	IRG Median
Full SMEB Beans Cans (No Cooking Gas)	60,208	57,750	80,467	77,565
Full SMEB Beans Dry (No Cooking Gas)	52,929	51,950	69,835	66,365
WASH SMEB*	14,021	13,050	16,927	13,360
Food SMEB (Beans Cans)	46,187	44,700	63,540	64,205
Food SMEB (Beans Dry)	38,908	38,900	52,908	53,005



NFI cost breakdown (YER)

Items	DFA Mean	DFA Median	IRG Mean	IRG Median
Soap (100g)	165	150	202	200
Laundry powder (100g)	139	130	173	178
Sanitary napkins (10 Pack)	561	500	748	700
Water trucking (1m ³)	2,659	2,500	3,122	2,000
Petrol (1L)	634	625	607	600
Diesel (1L)	666	625	619	610
Cooking gas (1cyl)	10,000	10,000	6,716	5,500
Bottled water (0.75L)	142	150	188	200
Treated water (10L)	107	100	247	200
Bleach (1L)	650	550	935	900

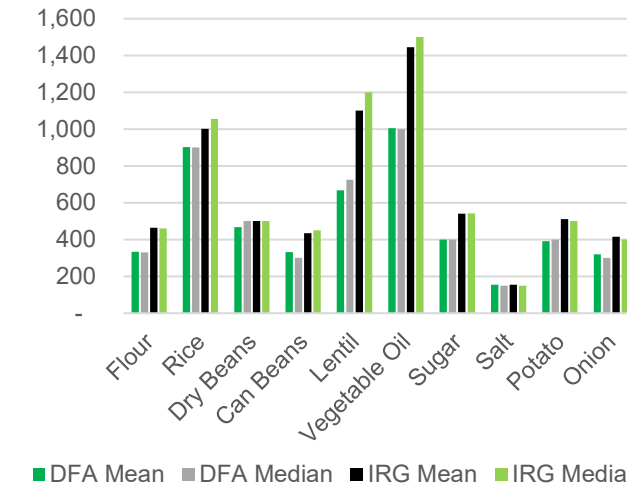
Other NFI cost (YER)



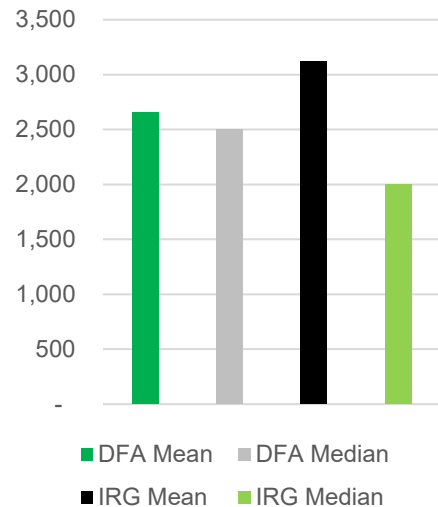
Food cost breakdown (YER)

Items	DFA Mean	DFA Median	IRG Mean	IRG Median
Wheat flour (1 Kg)	334	330	465	460
Rice (1 Kg)	902	900	1,001	1,055
Beans Dry (1 Kg)	467	500	500	500
Beans Can (1 15oz can)	332	300	434	450
Lentils (1 Kg)	667	725	1,100	1,200
Vegetable Oil (1 Liter)	1,005	1,000	1,445	1,500
Sugar (1 Kg)	400	400	540	542
Salt (1 Kg)	154	150	155	150
Potatos (1 Kg)	391	400	511	500
Onions (1 Kg)	320	300	415	400

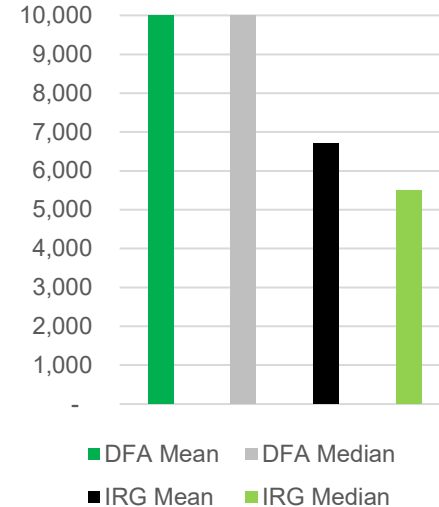
Food cost (YER)



Water trucking cost (YER)



Cooking gas cost (YER)



Methodology: The consolidated price tool is harmonized across all partners and at least three markets were assessed in each district. The means and medians are consolidated at the control area level. Districts are categorized into DFA or IRG groups and medians and means are taken for the different areas.

Governorates Covered: Sana'a City, Aden, Lahj, Hajjah, Taizz, Al Dhale'e, and Al Hudaydah **District Counts:** DFA - 9 ; IRG - 15