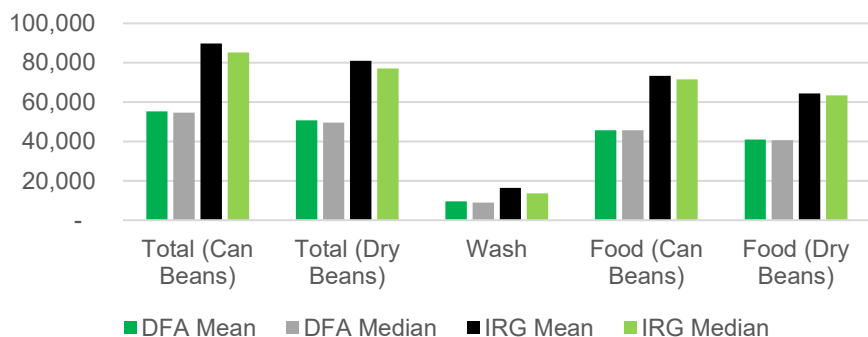


# Cash Consortium of Yemen (CCY) - Price Monitoring Tool: August 2021

## SMEB totals breakdown and chart (YER)

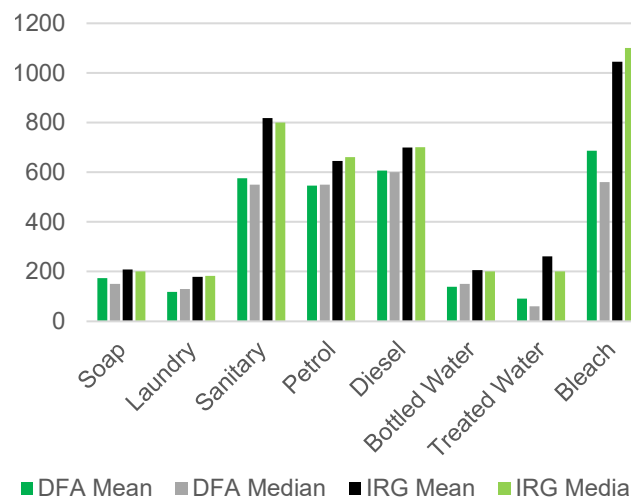
Items	DFA Mean	DFA Median	IRG Mean	IRG Median
Full SMEB Beans Cans (No Cooking Gas)	55,378	54,701	89,843	85,162
Full SMEB Beans Dry (No Cooking Gas)	50,720	49,601	80,963	77,162
WASH SMEB*	9,685	8,951	16,532	13,660
Food SMEB (Beans Cans)	45,693	45,750	73,311	71,502
Food SMEB (Beans Dry)	41,034	40,650	64,430	63,502



## NFI cost breakdown (YER)

Items	DFA Mean	DFA Median	IRG Mean	IRG Median
Soap (100g)	173	150	208	200
Laundry powder (100g)	118	130	179	183
Sanitary napkins (10 Pack)	576	550	818	800
Water trucking (1m³)	1,384	1,167	2,900	2,000
Petrol (1L)	546	550	645	660
Diesel (1L)	606	600	699	700
Cooking gas (1cyl)	9,356	10,000	6,666	6,000
Bottled water (0.75L)	139	150	206	200
Treated water (10L)	91	60	261	200
Bleach (1L)	687	560	1,045	1,100

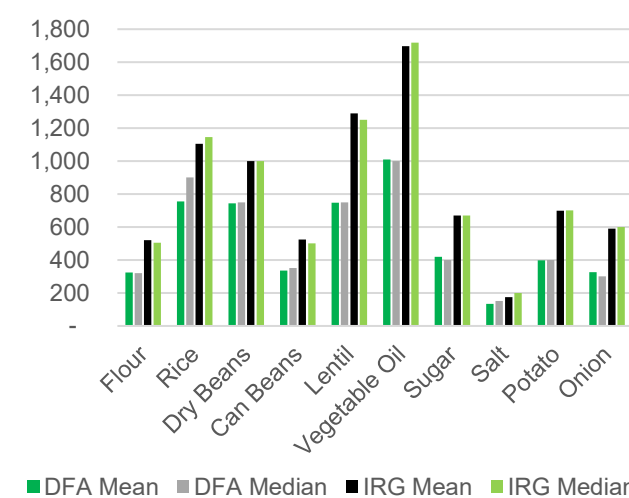
## Other NFI cost (YER)



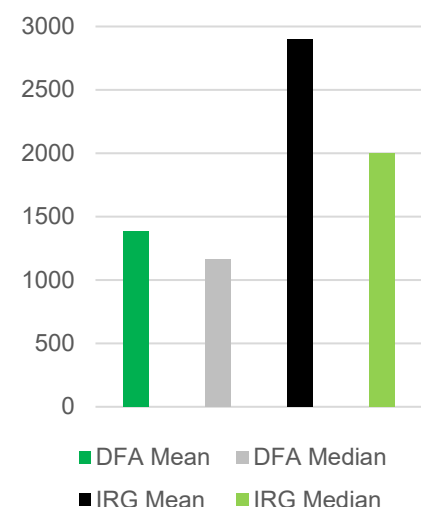
## Food cost breakdown (YER)

Items	DFA Mean	DFA Median	IRG Mean	IRG Median
Wheat flour (1 Kg)	324	320	520	505
Rice (1 Kg)	754	900	1,104	1,145
Beans Dry (1 Kg)	744	750	1,000	1,000
Beans Can (One 15oz can)	336	350	524	500
Lentils (1 Kg)	748	750	1,290	1,250
Vegetable Oil (1 Liter)	1,010	1,000	1,697	1,719
Sugar (1 Kg)	418	400	669	670
Salt (1 Kg)	133	150	174	200
Potatoes (1 Kg)	398	400	699	700
Onions (1 Kg)	326	300	590	600

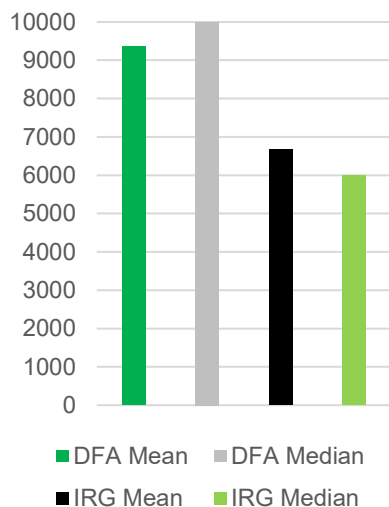
## Food cost (YER)



## Water trucking cost (YER)



## Cooking gas cost (YER)



**Methodology:** The consolidated price tool is harmonized across all partners and at least three markets were assessed in each district. The means and medians are consolidated at the control area level. Districts are categorized into DFA or IRG groups and medians and means are taken for the different areas.

**Governorates Covered:** Sana'a City, Aden, Lahj, Hajjah, Marib, Al Dhale'e, Taizz, and Al Hudaydah **District Counts:** DFA - 9; IRG - 16