

REFUGEES & MIGRANTS SEA ARRIVALS IN EUROPE

OVERVIEW

In 2015, a significant number of refugees and migrants made the journey across the Mediterranean Sea risking their lives to reach Europe. More than one million people arrived on unseaworthy boats last year while the number of those arriving in 2016 significantly decreased after March. As of 30 September 2016, some 303,838 people had crossed the Mediterranean Sea to Europe. Of those reaching European shores so far this year, 61% were nationals of the world's top 10 refugee-producing countries.

MAIN TRENDS

- In September 2016, 21,222 refugees and migrants arrived by sea through the Mediterranean. Among those, 3,080 people arrived to Greece, 16,975 people to Italy and 1,167 people arrived to Spain. Total arrivals to Greece, Italy and Spain in September decreased by 17% compared to the previous month, (25,611). But the total arrival trend to those three countries decreased by 87% compared to the same month in 2015 (163,504), largely due to the greater number of arrivals last year through the Eastern Mediterranean route.
- Between January and September 2016, 303,838 people arrived by sea, including 166,824 to Greece, 132,043 to Italy and 4,971 to Spain. This constitutes a 42% decrease compared to the same period in 2015 (519,936).
- In September 2016, the top three countries of origin of arrivals were Nigeria, Bangladesh and Côte d'Ivoire.
- So far in 2016, the majority of arrivals are from the Syrian Arab Republic (26.2%), Afghanistan (13.6%), Nigeria (8.9%), Iraq (8.5%), Eritrea (5.2%), Pakistan (3.2%), Côte d'Ivoire (3.2%), Guinea (3.1%) and Gambia (3.0%).

| | |
|------------------|--|
| 1,014,973 | Sea arrivals in 2015 |
| 303,838 | Sea arrivals in 2016 (January to September) |

Figure 1. Sea arrivals to Greece, Italy and Spain between January and September 2016



For more, see [monthly updates 2015](#)

Figure 2. Top-10 nationalities of arrivals (January – September 2016)

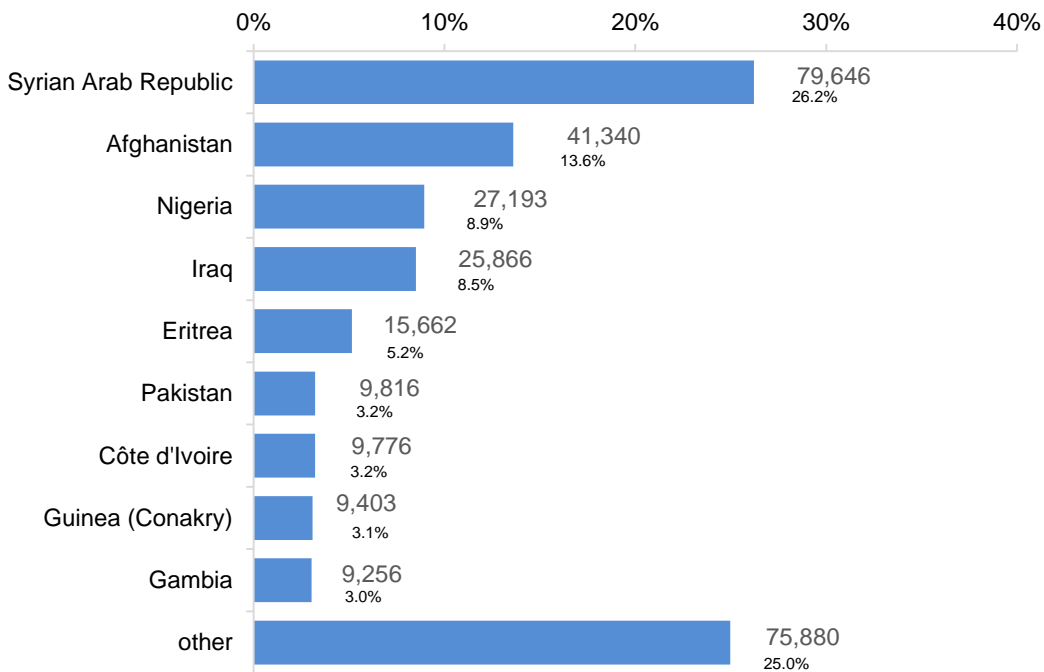
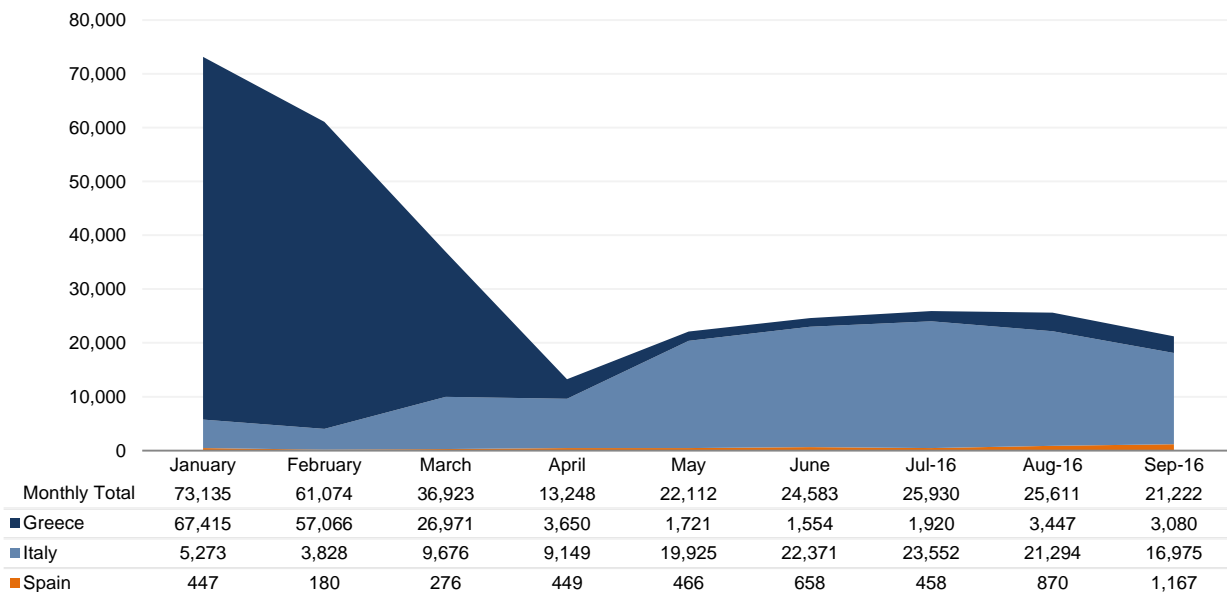


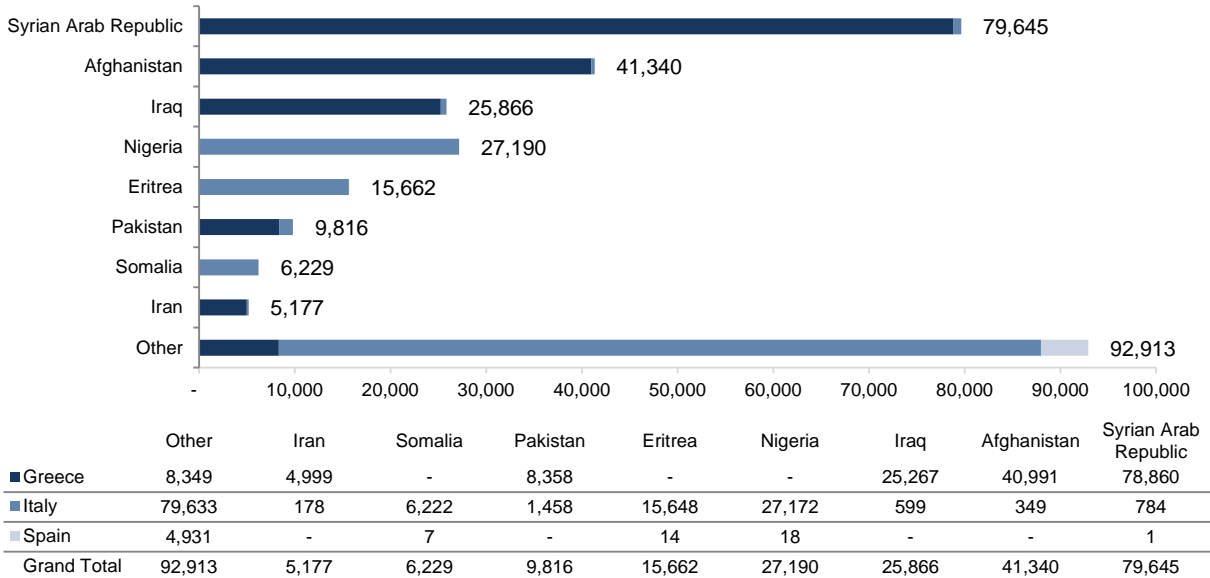
Figure 3. Arrivals to each country by month (January - September 2016)



Note – the number of monthly arrivals from each country are aggregated and stacked to produce the totals for each month shown on the graph above

In September, there were 21,222 refugees and migrants arriving by sea, which is a 71% decrease compared to the highest number of monthly arrivals in January (73,135). Arrivals to Greece slightly decreased (11%) compared to August 2016 and decreased by 98% compared to September 2015. Arrivals to Italy decreased in September (16,975) compared to July and August in 2016, but the overall arrivals trend remained in line with seasonal trends recorded in 2015. Sea arrivals to Spain have increased steadily during the year and the total arrivals in Spain in September (1,167) is also much higher (154%) than the same month in 2015, in which only 459 people arrived.

Figure 4: First arrival country by nationality (January – September 2016)



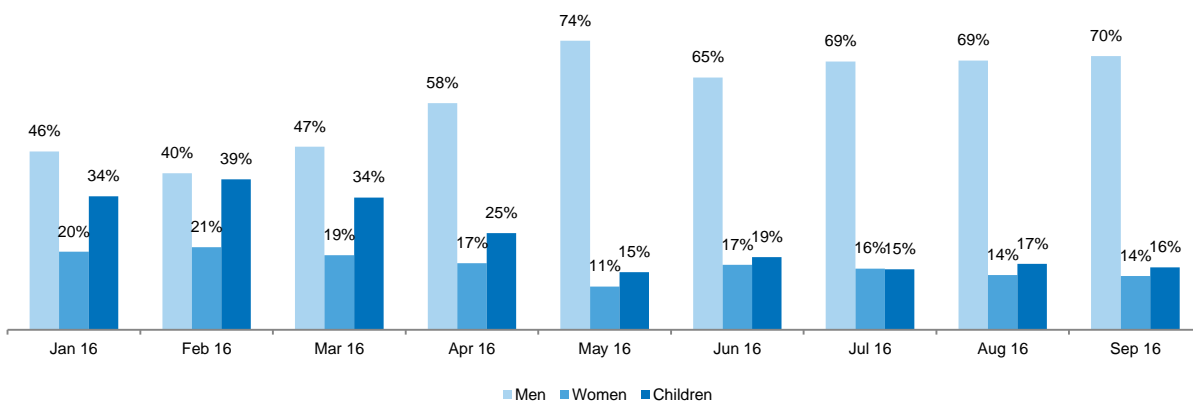
'Other' category includes all other nationalities not listed in the top ten nationalities of arrival.

DEMOGRAPHICS OF REFUGEE AND MIGRANT ARRIVALS IN EUROPE

Main findings:

- In September 2016, men constituted 70% of sea arrivals, while women and children comprised 14% and 16%, respectively.
- On average, 60% of the total arrivals between January and September 2016 were men, while women and children constituted 17% and 24% of arrivals, respectively.
- The proportion of men amongst new arrivals has generally increased in the five months of 2016 from 46% to 74%, and has remained broadly consistent since then. As a result, the proportion of women and, in particular, children amongst new arrivals have decreased steadily as the year has progressed. Notably, the proportion of children has decreased from 34% in January to just 16% in September.

Figure 5. Demographic breakdown by month – Cumulative arrivals to Greece and Italy (January – September 2016)



GREECE

The charts below are based on figures from the Hellenic Coast Guard and Police. All figures are provisional and subject to change. Data includes sea arrivals to Greece from January to September 2016.

A total of 166,824 refugees and migrants arrived by sea between January and September 2016, which is 57% lower than in the same period in 2015 (385,068). The number of people arriving in Greece in September 2016 (3,080) decreased by 95% compared to January (67,415) and by 98% compared to September 2015 (147,123). Arrivals also decreased by 11% compared to August 2016.

Between January and September 2016, arrivals most commonly originated from the Syrian Arab Republic, (78,860 or 47%), Afghanistan (40,991 or 25%), Iraq (25,267 or 15%) and Pakistan (8,358 or 5%). In September, the main countries of origin remained broadly similar and include the Syrian Arab Republic (866 or 28%), Pakistan (513 or 17%), Iraq (497 or 16%) and Afghanistan (479 or 16%).

Figure 6. Percentages of nationalities arriving to Greece

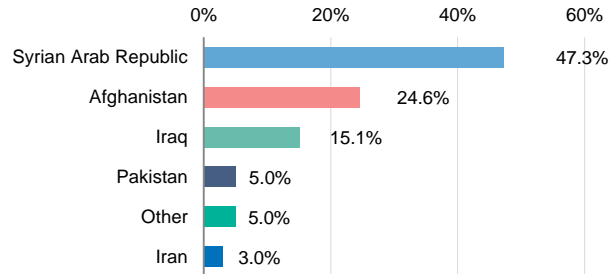
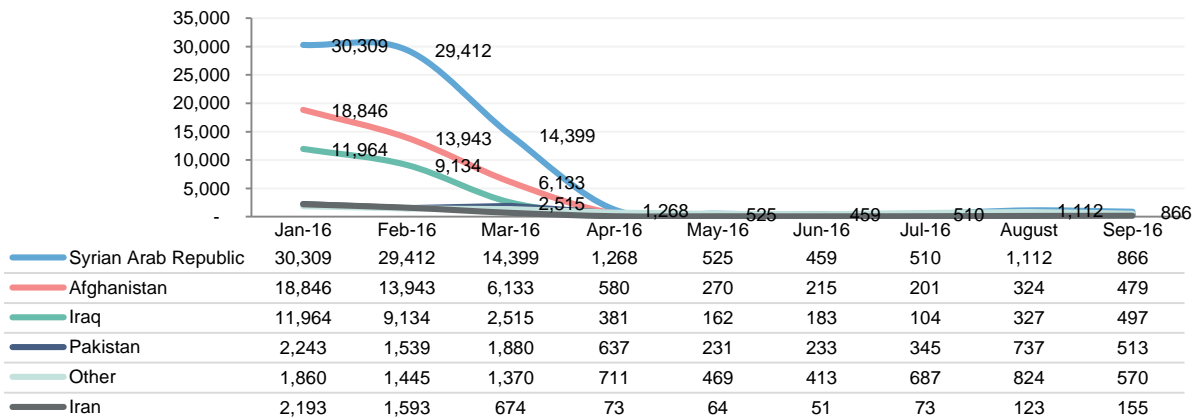
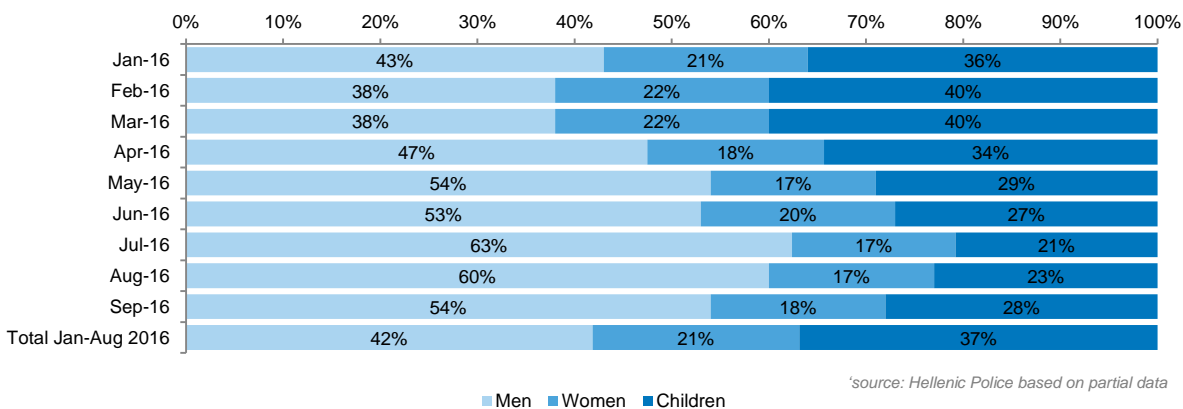


Figure 7. Greece: Trend of monthly sea arrivals by country of origin



The total number of arrivals of Syrian nationals between January and September 2016 decreased by 70% compared to those in the same period in 2015 (263,651), arrivals of Afghan nationals decreased by 46% compared to the same period in 2015 (75,285), Iraqi arrivals increased by 26% compared to the same period in 2015 (20,101) and arrival of Pakistani nationals decreased by 26% compared to the same period in 2015 (8,358).

Figure 8. Proportion of Men, Women and Children arrived each month (January – September 2016)*



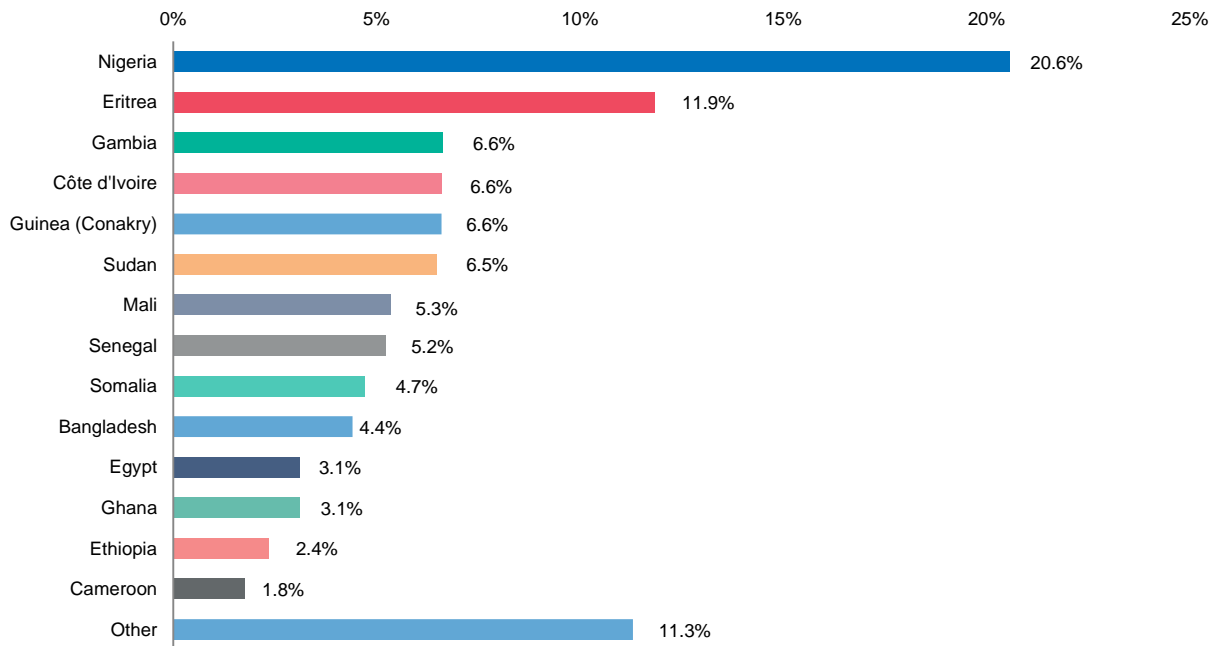
In Greece, the proportion of men among new arrivals increased from 43% (29,103) in January to 54% (1,676) in September, children decreased to 28% (851) in September from 36% (24,221) in January and the proportion of women decreased correspondingly from 21% (14,091) in January to 18% (553) in September 2016.

ITALY

The charts below are based on figures from the Italian Ministry of Interior. All figures are provisional and subject to change. Data includes sea arrivals to Italy from January to September 2016.

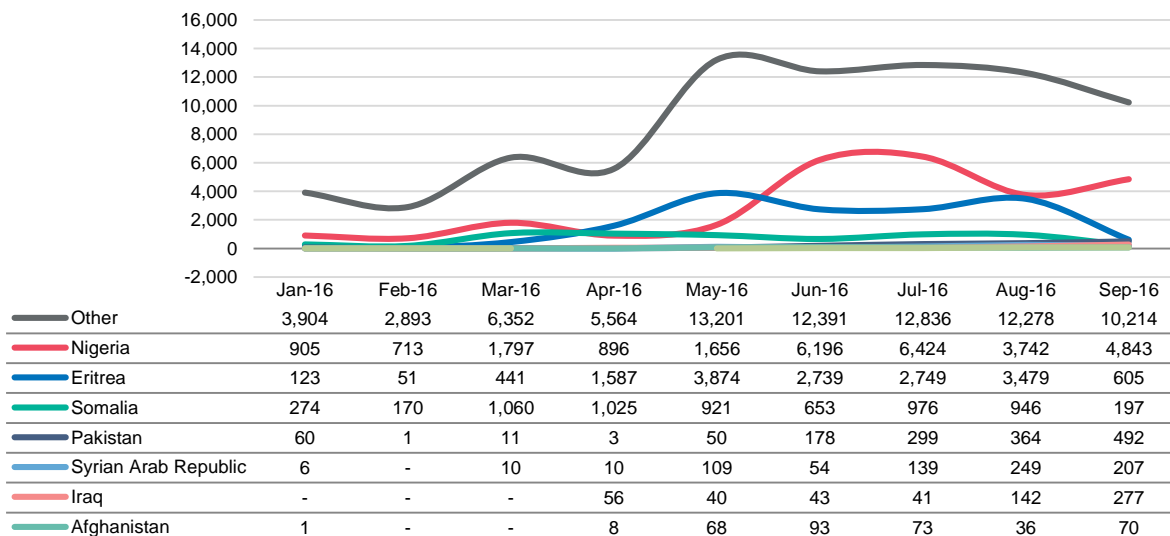
Between January and September 2016, 132,043 refugees and migrants arrived to Italy by sea. These arrival figures remained very similar to the 132,071 arrivals between January and September in 2015. The number of people arriving in September (16,975) decreased by 20% in line with seasonal trends compared to the highest monthly number of arrivals in July (23,552).

Figure 9. Country of origin of sea arrivals to Italy



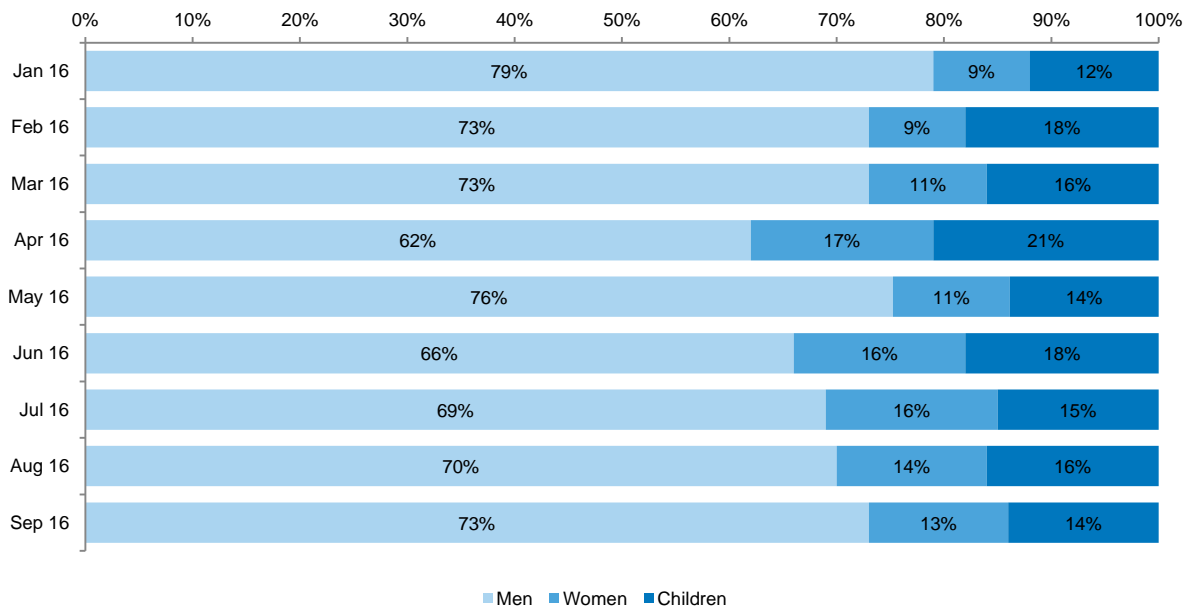
The most common country of origin of arrivals to Italy is Nigeria (27,172 or 20.6%), followed by Eritrea (15,648 or 11.9%), Gambia (8,745 or 6.6%), Côte d'Ivoire (8,715 or 6.6%), Guinea (8,713 or 6.6%) and Sudan (8,550 or 6.5%). The proportion of Syrians (784 or 0.6%), Iraqis (599 or 0.5%) and Afghans (349 or 0.3%) amongst arrivals to Italy remain very low.

Figure 10. Main nationalities of Mediterranean sea arrivals to Italy- Trends in 2016



*Other category includes all other nationalities not listed in the top ten and a number of other refugees and migrants, grouped by the MoI under the "Sub-Saharan" label and originating from unspecified African countries.

Figure 11. Proportion of Men, Women and Children arriving each month



In Italy, the proportion of men among arrivals decreased slightly from 79% in January to 73% in September 2016, while the proportion of women increased correspondingly from 9% to 13% and the proportion of children increased from 12% in January to 14% in September. The vast majority of children (91%) are unaccompanied and separated children (UASCs). Their numbers have surged by 88% compared to the same period in 2015 (19,001 in 2016 vs 10,133 in 2015).

SPAIN

Data in the charts below cover sea arrivals only. Arrivals to the Canary Islands have been excluded from this analysis, as they are not part of the Mediterranean refugee movement.

Between January and September 2016, a total of 4,971 refugees and migrants arrived by sea to Spain. Sea arrivals to Spain have increased steadily during the year and the total arrivals in Spain in September (1,167) is also much higher (154%) than the same month in 2015, in which only 459 people arrived.

The majority of sea arrivals to Spain are from North and West Africa, mostly from Côte d'Ivoire (21.3%), Algeria (17.9%), Guinea (13.9%), Gambia (10.3%), Cameroon (9.7%), Morocco (7.9%) and Burkina Faso (4.1%).

Figure 12. Percentages of top nationalities arriving to Spain

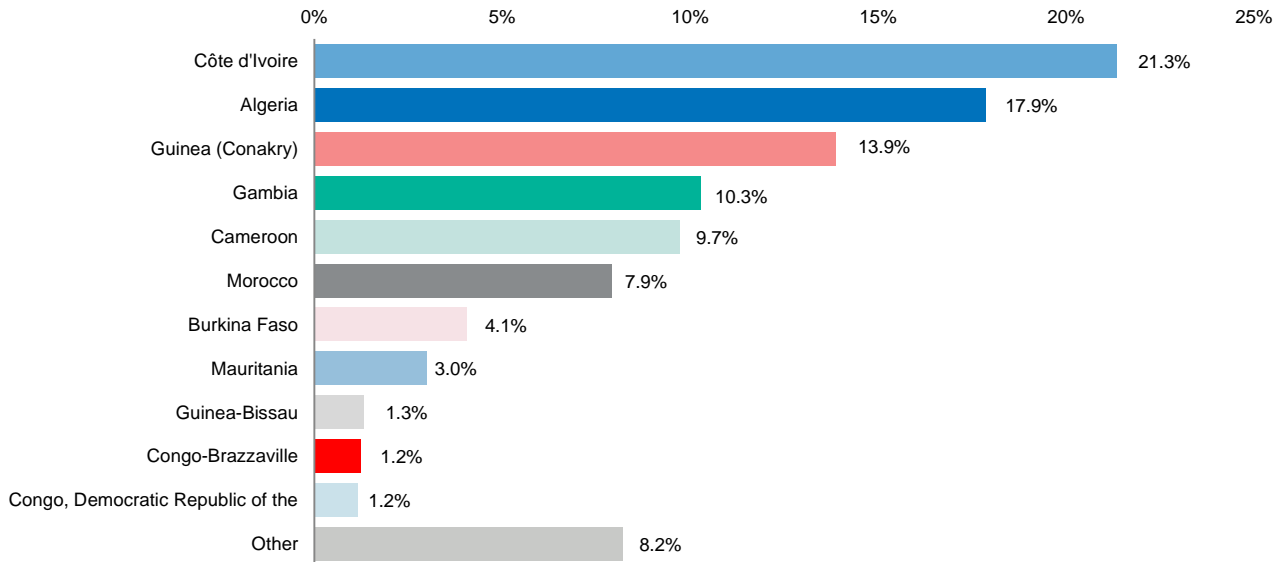
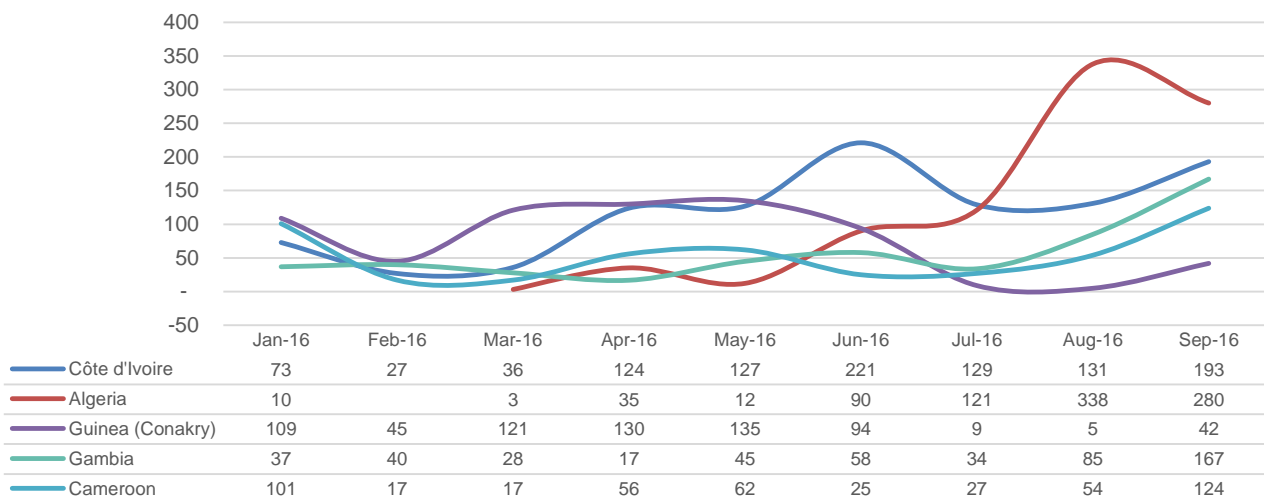


Figure 13. Spain: Trend of monthly sea arrivals by country of origin



Sources:

Arrival figures for Greece are collected in the framework of UNHCR border activities and are provided by Hellenic Coastguard and Hellenic Police; arrival figures for Italy are provided by Italian Ministry of Interior. Arrival figures for Spain are provided by Spanish Ministry of Interior and Spanish Police. Figures are subject to future adjustment and should not be considered final.

Links: data.unhcr.org/mediterranean