

This overview document presents 267 safety, security and access incidents affecting aid delivery in 18 countries in the Americas between January 2017 and June 2018. The report is based on incidents identified in open sources and reported by Aid in Danger partner agencies using the Security in Numbers Database (SiND). The focus is on countries where possible changing or emerging risks can be identified. The total number of reported incidents below reflects the willingness of agencies to share information. It is neither a complete count nor representative.

Increasing trend in reported incidents over six quarters (Q1 2017-Q2 2018)

- **Colombia** (1, 3, 6, 5, 9, 6).
- **El Salvador** (7, 4, 5, 6, 2, 15).
- **Mexico** (4, 3, 7, 5, 10, 6).

Country to watch

- **Guatemala:** General elections in September 2019.

Sexual exploitation and abuse of aid workers

- Unwanted sexual comments made towards a female staff member in **Haiti** (Q2 2017).
- Unwanted sexual touching of a female staff member in **Nicaragua** (Q2 2017).

Aid-worker-related road traffic accidents

- 65% of reported incidents did not cause NGO staff injuries.
- No staff member fatalities were reported.

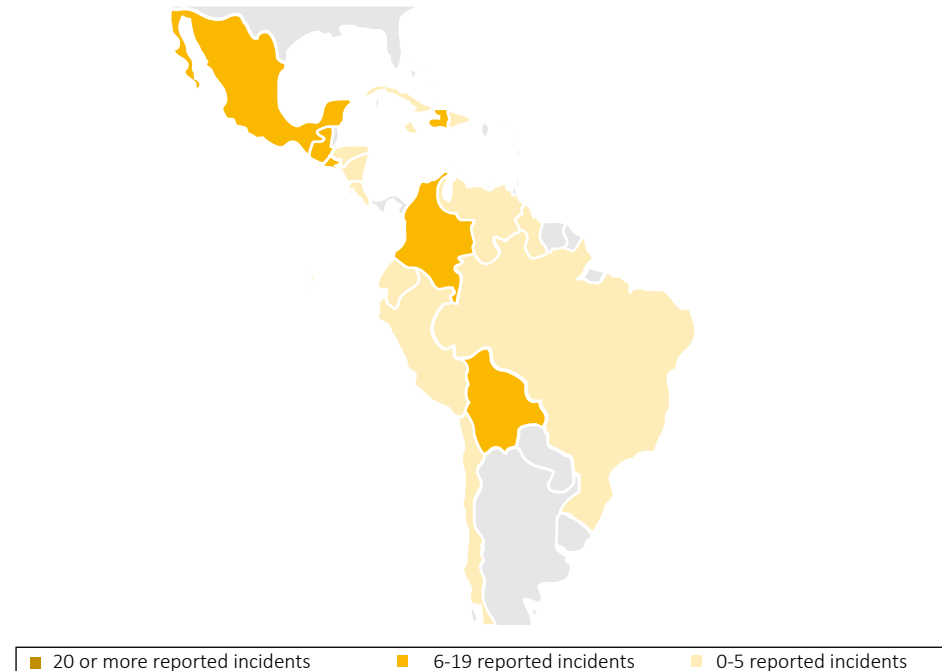
Total road traffic accidents (Q1 2017-Q2 2018)

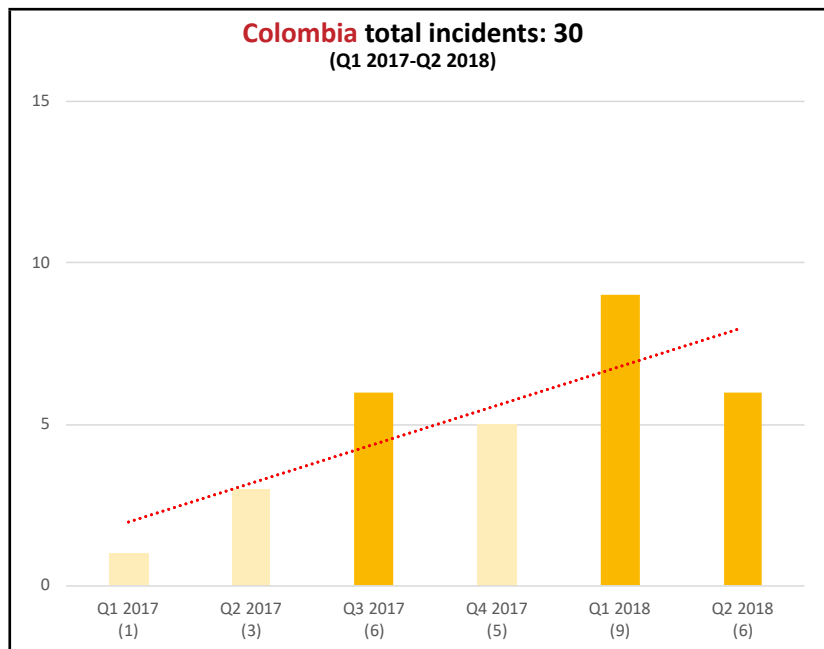
| Country | Total incidents |
|------------------------------|-----------------|
| Guatemala | 48 |
| Ecuador | 15 |
| Haiti | 14 |
| Bolivia | 12 |
| El Salvador | 10 |
| Mexico | 6 |
| Dominican Republic, Honduras | 5 each |
| Costa Rica | 2 |
| Nicaragua, Peru | 1 each |
| Total for region | 119 |

Total safety, security and access incidents (Q1 2017-Q2 2018)

| Country | Total incidents (Q2 2018) | Total incidents (Q1 2018) | Total incidents (Q1 2017-Q2 2018) | Trend over 6 quarters |
|-------------------------|---------------------------|---------------------------|-----------------------------------|-----------------------|
| El Salvador | 15 | 2 | 39 | ↑ |
| Guatemala | 13 | 2 | 43 | — |
| Haiti | 7 | 4 | 35 | ↓ |
| Bolivia | 6 | 1 | 13 | ↑ |
| Colombia | 6 | 9 | 30 | ↑ |
| Mexico | 6 | 10 | 35 | ↑ |
| Ecuador | 5 | 0 | 9 | ↑ |
| Dominican Republic | 4 | 2 | 12 | ↑ |
| Nicaragua | 3 | 0 | 9 | — |
| Brazil | 2 | 1 | 7 | — |
| Costa Rica | 2 | 0 | 6 | ↑ |
| Jamaica | 2 | 0 | 2 | ↑ |
| Chile | 1 | 0 | 1 | ↑ |
| Guyana | 1 | 1 | 3 | ↑ |
| Honduras | 1 | 1 | 8 | ↓ |
| Peru | 1 | 3 | 13 | ↑ |
| Cuba | 0 | 0 | 1 | ↓ |
| Venezuela | 0 | 0 | 1 | ↓ |
| Total for region | 75 | 36 | 267 | ↑ |

Reported safety, security and access incidents in Q2 2018



Selected country **overviews** (Q1 2017-Q2 2018)**KKA totals (Q1 2017-Q2 2018)**

Killed: 0

Kidnapped: 2

Arrested: 5

Common safety, security and access concerns

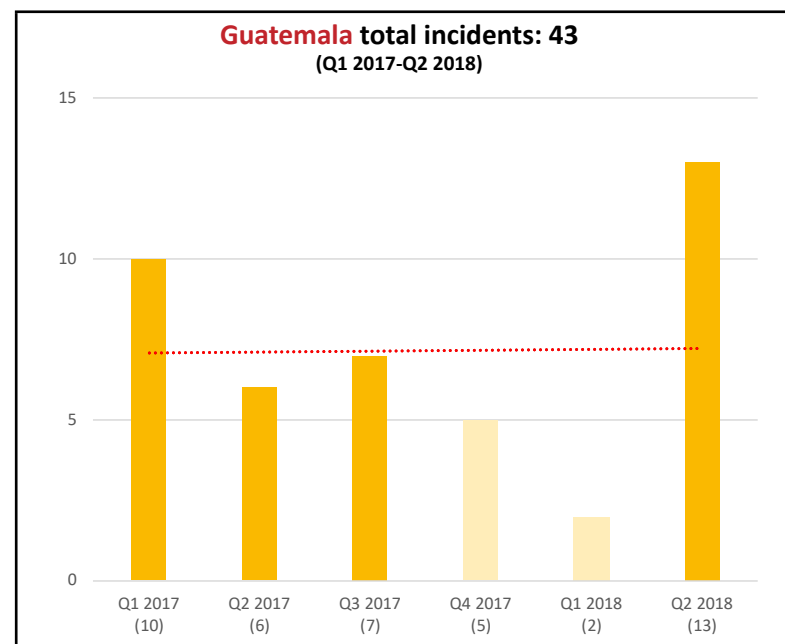
Reports of¹ **crime**, including burglaries at NGO offices and residences, and theft of NGO property from NGO vehicles.

Recent reports

Threats and intimidation: Increased reports of threatening behaviour towards and intimidation of staff members by ELN rebels and gang members at or near project sites (since Q1 2018).

Arrests: Increase in reported staff member arrests (since Q1 2018).

Violent crime: Reports of assaults on staff members during armed street robberies (since Q1 2018).

**KKA totals (Q1 2017-Q2 2018)**

Killed: 3

Kidnapped: 1

Arrested: 1

Common safety, security and access concerns

Reports of¹ **crime**, including armed/unarmed street robberies, and extortion attempts by MS gang members at aid offices and over the telephone.

Road blocks and demonstrations prevented staff members from accessing aid offices and project sites in Huehuetenango department (since Q4 2017).

Watch for

Upcoming elections: General elections in **September 2019**.

This document is part of the Aid in Danger project. It is published by Insecurity Insight and funded by European Union Humanitarian Aid and USAID. It summarises selected findings from Aid in Danger partner agency incident reports. 26 partner agencies currently contribute confidential security data to the Security in Numbers Database (SiND). For this data, 23 partner agencies contributed security incidents. The data in this report has been cross-referenced with AWSD. Data collection is ongoing and data may change as more information is made available.

Citation: Insecurity Insight. 2018. 'Incident dataset Americas, January 2017-June 2018, v. November 2018.' Vevey, Switzerland: Insecurity Insight, Aid in Danger Project. aidindanger.org.

¹ 'Reports of' indicates 64% or lower of all reports for the country in question; 'High proportion' indicates 65-90% of reports; 'Predominantly' indicates 91% or more of reports.