

ECDC DAILY UPDATE

2009 influenza A (H1N1) pandemic

23 December 2009
9.00 CEST

Main developments in the past 24 hours

- Reminder of schedules for ECDC Daily Update and WISO for Holiday period;
- WHO update: Pandemic (H1N1) 2009 briefing note 20
- Swedish vaccination coverage estimated at 61 per cent, may exceed 70
- European Medicines Agency report to be released on the 23rd of December
- A total of 1 702 fatal cases in Europe and EFTA countries and 10 496 in the rest of the world have been

This report is based on official information provided by national public health websites or through other official communication channels. Reported number of confirmed 2009 pandemic influenza A (H1N1) cases admitted to hospitals and intensive care, by country, as of 23 December 2009, 9.00 CEST in EU and EFTA countries are in Table 1. An update on the number of confirmed fatal cases for the world and Europe is presented in Table 2.

ECDC Holiday Period Schedule

During the Holiday Period (24 December, 2009 to 3 January, 2010) and the following week (4-8 January, 2010), ECDC will follow a modified weekday publication schedule for the regular ECDC 2009 influenza A (H1N1) pandemic newsletters. No newsletters will be produced on the Friday 25th of December (Christmas Day) or Wednesday the 6th of January (Epiphany), which are ECDC and Public Holidays in Sweden.

During the above mentioned period, the ECDC Daily Update will be published during the regular weekdays and on the 31st of December (New Years Eve), but released at 14:00 in the afternoon (2 pm) instead of the regular time of 9:00 in the morning.

The ECDC Weekly Influenza Surveillance Overview (WISO) will be produced on Thursday the 24th of December. The next WISO is scheduled for Friday the 8th of January. An additional WISO may be produced on the 31st of December (New Years Eve). The New Years Eve WISO issue is produced only if major changes in the situation are detected.

Please note: In contrast to what was announced on the 21st and 22nd of December, no WISO will be published on the 5th of January.

The regular schedule for the ECDC 2009 influenza A (H1N1) pandemic newsletters will resume on Monday the 11th of January, 2010.

WHO 2009 influenza A(H1N1) pandemic remains moderate but affects young

WHO released the Pandemic (H1N1) 2009 briefing note 20 on the 22nd of December, 2009. In the note, WHO discusses the challenges relating to accurately assessing the epidemiology of the pandemic. Efforts to assess the severity of the H1N1 influenza pandemic sometimes compare numbers of confirmed deaths with those estimated for seasonal influenza, either nationally or worldwide. WHO continues to assess the impact of the influenza pandemic as moderate, and points out that younger age groups are affected more by the 2009 influenza A(H1N1) pandemic than usually is the case in seasonal influenza. This is also evident among the severe and fatal cases.

For further information: http://www.who.int/csr/disease/swineflu/notes/briefing_20091222/en/index.html

Swedish vaccination coverage estimated at 61 per cent

The Swedish National Board of Health and Welfare estimates that 61 percent of the Swedish population have already been vaccinated against the 2009 pandemic influenza A(H1N1) virus. This is revealed in a report released on the 22nd of December. Of the 39 percent who have not yet been vaccinated, approximately one third respond that they will do so. This would give a vaccination coverage of approximately 70 percent.

For further information: <http://www.socialstyrelsen.se/pressrum/nyhetsarkiv/vaccinationstackningenkanbliover80procent>

EMA (European Medicines Agency) report to be released on the 23rd of December

EMA will publish its fourth pandemic pharmacovigilance weekly update later today on the agency webpage.

For further information: <http://www.ema.europa.eu/influenza/updates.html>

Epidemiologic update

All 27 EU and 4 EFTA countries are reporting cases of pandemic (H1N1) 2009 influenza. A total of 1 702 deaths have been reported since April 2009 (Table 2). Since week 41 the numbers of deaths each has shown a steady increase almost doubling every fortnight over the last six weeks. While the most deaths have to date been in Western Europe there are increasing numbers of deaths being reported from Central and Eastern Europe. The reported cumulative fatal pandemic (H1N1) cases in the world have now passed 10 000 cases (Table 2). However, because of lack of laboratory confirmation and underreporting among other factors, this is likely to be a gross underestimation of the true number of fatalities associated with the pandemic. Available updates on hospital admissions, per Member State, can be found in Table 1.

Table 1. Reported number of confirmed 2009 pandemic influenza A(H1N1) cases admitted to hospitals and intensive care, by country, as of 23 December 2009, 9.00 CEST in EU and EFTA countries.

Country (date of report)	Number of cases currently hospitalised	Cumulative number of cases admitted in hospitals	Number of cases currently in intensive care	Cumulative number of cases admitted to intensive care
Austria (17.12.)	172	-	-	-
Belgium (17.12.)	-	-	-	-
Bulgaria (13.12)	-	-	-	-
Cyprus(23.11)	-	-	-	6
Czech Republic (16.12.)	-	-	-	-
Denmark (16.12.)	-	-	-	-
Estonia (16.12.)	-	-	-	-
Finland (22.12.)	10	-	5	-
France (21.12.)	-	-	221	918
Germany (11.12.)	-	-	-	-
Greece (16.12.)	-	-	-	-
Hungary (13.12.)	-	-	-	-
Iceland (10.12.)	3	180	1	20
Ireland (16.12.)	152	1015	9	84
Italy (22.12.)	-	832	-	448
Latvia (17.12.)	-	-	-	-
Liechtenstein (17.12.)	-	-	-	-
Lithuania (21.12.)	-	-	-	-
Luxembourg (16.11.)	-	-	0	0
Malta (04.09.)	-	46	-	1
Netherlands (18.12.)	50	2124	4	203
Norway (14.12.)	14	1298	5	170
Poland (15.12.)	-	-	-	-
Portugal (13.12.)	133	-	25	-
Romania (21.12.)	-	-	-	-
Slovakia (22.12.)	51	260	18	94
Slovenia (17.12.)	76	-	-	-
Spain (17.12.)	-	-	-	-
Sweden (17.12.)	18	1169	-	-
Switzerland (17.12.)	23	345	-	66
United Kingdom* (17.12.)	523	-	113	-

Note: Data for the EU and EFTA countries correspond to the Ministry of Health or surveillance centre websites. New updates with changes in figures are highlighted in gray. (-) denotes no information readily available in official sources.

* Data includes information for England only. Other cumulative hospitalisations are: Scotland (1423), Wales (433) and Northern Ireland (573).

Table 2. Reported number of new and cumulative confirmed fatal 2009 pandemic influenza A(H1N1) cases in EU and EFTA countries, as 23 December 2009, 9.00 CEST, and in the rest of the world by country, as of 22 December 2009, 16.00 CEST.

Country	Number of new fatal cases since previous national update	Cumulative number of fatal cases
EU and EFTA countries		
Austria	-	3
Belgium	-	17
Bulgaria	-	35
Cyprus	-	3
Czech Republic	-	38
Denmark	2	23
Estonia	-	7
Finland	-	36
France	-	200*
Germany	-	119
Greece	-	51
Hungary	-	36
Iceland	-	2
Ireland	-	22
Italy	9	187
Latvia	-	24
Lithuania	-	14
Luxembourg	-	2
Malta	-	3
Netherlands	-	51
Norway	-	29
Poland	12	109
Portugal	-	52
Romania	3	37
Slovakia	5	30
Slovenia	-	13
Spain	-	232
Sweden	-	20
Switzerland	-	9
United Kingdom	-	298
Total	31	1702
Other European countries and central Asia		
Albania	1	6
Armenia	-	2
Belarus	-	20
Bosnia and Herzegovina	-	7
Croatia	-	22
Former Yugoslav Republic of Macedonia	-	14
Georgia	1	7
Kosovo	-	10
Moldova	-	17
Montenegro	-	2
Russia	-	19
Serbia	-	41
Ukraine	-	202
Total	2	369
Mediterranean and Middle-East		
Algeria	4	36
Bahrain	-	7
Egypt	4	93
Iran	-	147
Iraq	-	40
Israel	2	71
Jordan	-	16
Kuwait	-	27
Lebanon	2	5
Libya	-	1

Country	Number of new fatal cases since previous national update	Cumulative number of fatal cases
Morocco	3	36
Occupied Palestinian Territory	5	22
Oman	-	30
Qatar	-	8
Saudi Arabia	-	97
Syria	7	110
Tunisia	-	9
Turkey	-	415
United Arab Emirates	-	6
Yemen	-	25
Total	27	1201
Africa		
Ghana	-	1
Madagascar	-	3
Mauritius	-	8
Mozambique	-	2
Namibia	-	1
Sao Tome & Principe	-	2
South Africa	-	93
Sudan	-	1
Tanzania	-	1
Total	-	112
North America		
Canada	-	397
Mexico	-	780
USA	-	2038
Total	-	3215
Central America and Caribbean		
Bahamas	-	4
Barbados	-	3
Cayman Islands	-	1
Costa Rica	-	47
Cuba	-	41
Dominican Republic	-	23
El Salvador	-	31
Guatemala	-	18
Honduras	-	16
Jamaica	-	6
Nicaragua	-	11
Panama	-	11
Saint Kitts and Nevis	-	2
Saint Lucia	-	1
Suriname	-	2
Trinidad-Tobago	-	5
Total	-	222
South America		
Argentina	-	617
Bolivia	-	58
Brazil	-	1632
Chile	-	150
Colombia	-	190
Ecuador	-	96
Paraguay	-	52
Peru	-	203
Uruguay	-	33
Venezuela	1	118
Total	1	3149
North-East and South Asia		
Afghanistan	-	17
Bangladesh	-	6
China (Mainland)	-	442

Country	Number of new fatal cases since previous national update	Cumulative number of fatal cases
Hong Kong SAR China	4	49
India	12	789
Japan	-	107
Macao SAR China	-	2
Maldives	-	1
Mongolia	-	26
Pakistan	-	1
South Korea	-	132
Sri Lanka	-	23
Taiwan	-	35
Total	16	1630
South-East Asia		
Brunei Darussalam	-	1
Cambodia	-	6
Indonesia	-	10
Laos Peoples Democratic Republic	-	1
Malaysia	-	77
Philippines	-	30
Singapore	-	19
Thailand	-	190
Vietnam	-	47
Total	-	381
Australia and Pacific		
Australia	-	191
Cook Islands	-	1
Marshall Islands	-	1
New Zealand	-	20
Samoa	-	2
Solomon Islands	-	1
Tonga	-	1
Total	-	217
TOTAL	77	12198

* Deaths reported from France include 1 in Guyana, 9 in New Caledonia, 7 in the French Polynesia, 7 in La Réunion, 1 in Martinique, 2 in Mayotte, 5 in Guadeloupe and 168 in mainland France.

Figure 1. Number of confirmed deaths among 2009 pandemic influenza A (H1N1) cases by week of notification in EU and EFTA countries

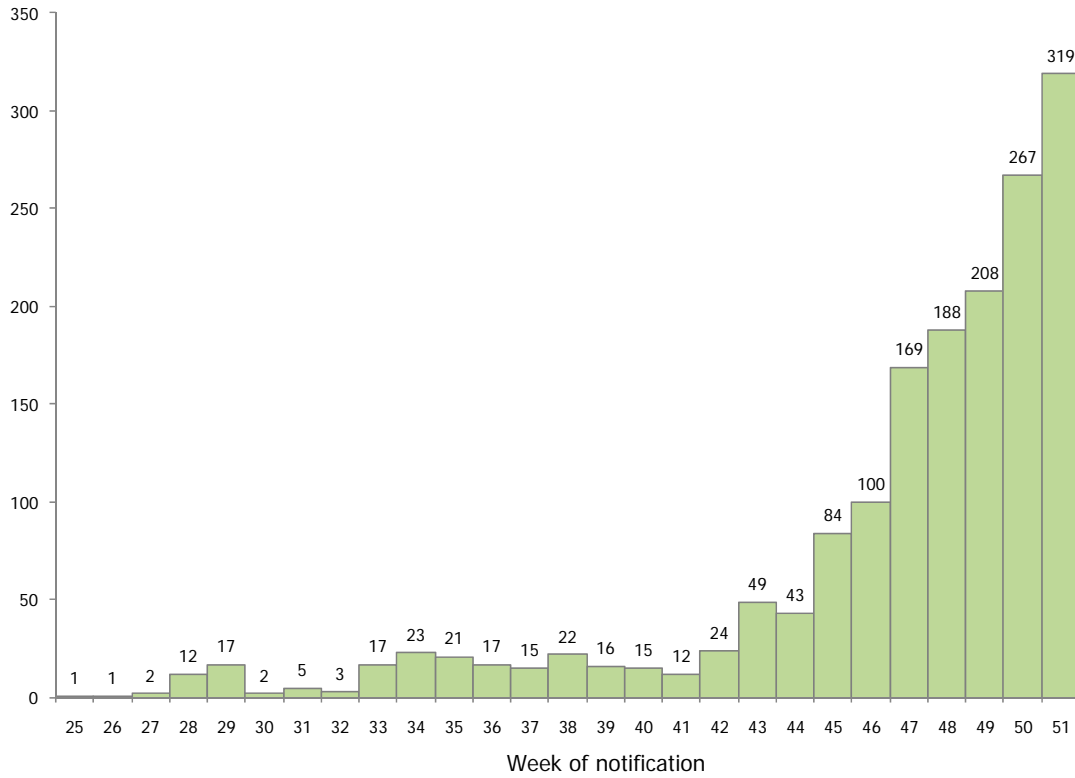
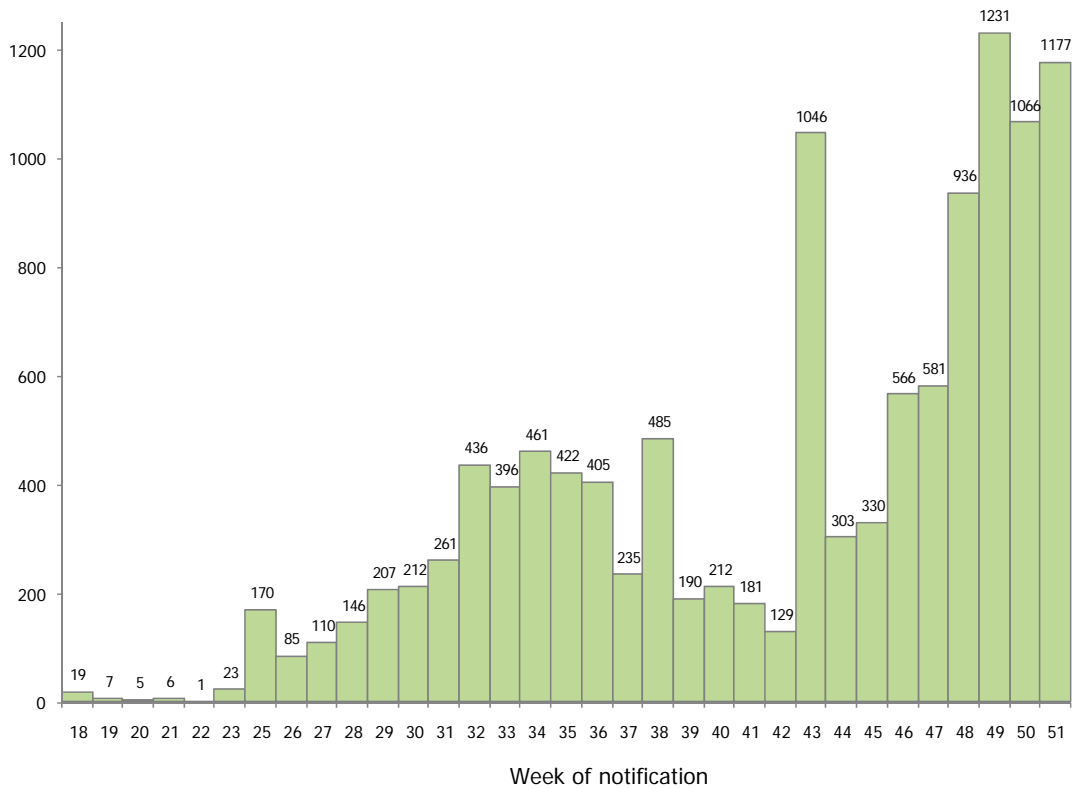


Figure 2. Number of confirmed deaths among 2009 pandemic influenza A(H1N1) 2009 influenza cases by week of notification in the rest of the world*.



* The apparent increase in the number of deaths in week 43 is due to the aggregate reporting of fatal cases from Brazil from weeks 37 to 40 and to our batch report of US fatal cases since 1 August 2009.

Figure 3. Reported cumulative number of confirmed fatal cases of 2009 pandemic influenza A (H1N1) in EU and EFTA countries, as of 23 December 2009, 9.00 CEST

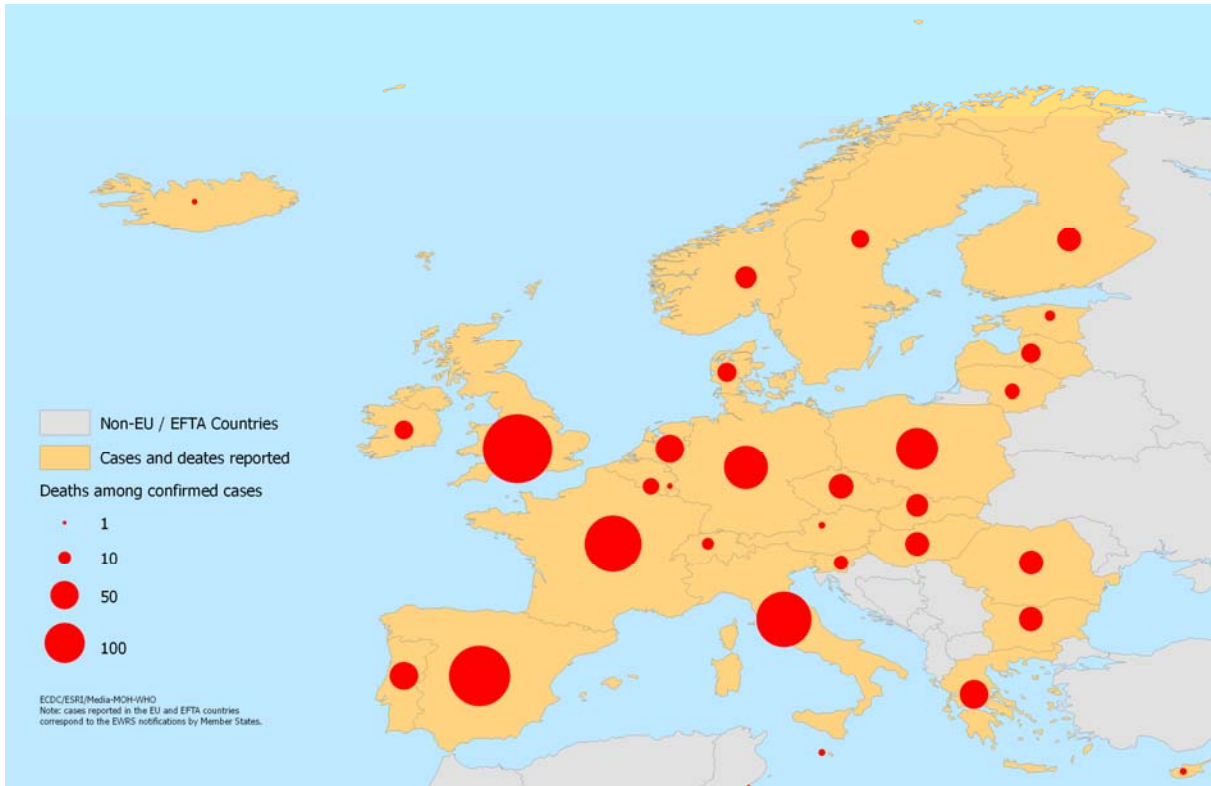


Figure 4. Reported cumulative number of confirmed fatal cases of 2009 pandemic influenza A (H1N1) and country status, by country, as of 22 December 2009, 16.00 CEST

