

**QRC Field and Mobile Clinic (Bint Jbail) Weekly Report
Week 19 (2007 January 8-14).**

A total of **4399** patients had been examined in Bint Jbail Field Hospital since September 7. During the 19th week, 261 patients received medical care including 5 home visits (tab.1).

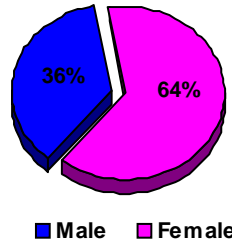


Fig. 1: male to female ratio.

Tab.1: Patients seen daily in 19th week (Bint Jbail).

Day	Patients	<5y	M	F
Mon	51	10	23	28
Tue	31	6	9	22
Wed	41	3	16	25
Thu	64	7	18	46
Fri	55	8	18	37
Sat	19	7	10	9
Total	261	41	94	167

41 of total number were >5 years old. Predominant age group was 0-10 years. Males were 94, while females were 167 (fig.1, 2). Table 2 reviews diseases encountered in Bint Jbail Static clinic.

Mobile Clinic offered medical services for **4843** patients since September 7 by 135 trips with a mean of 36

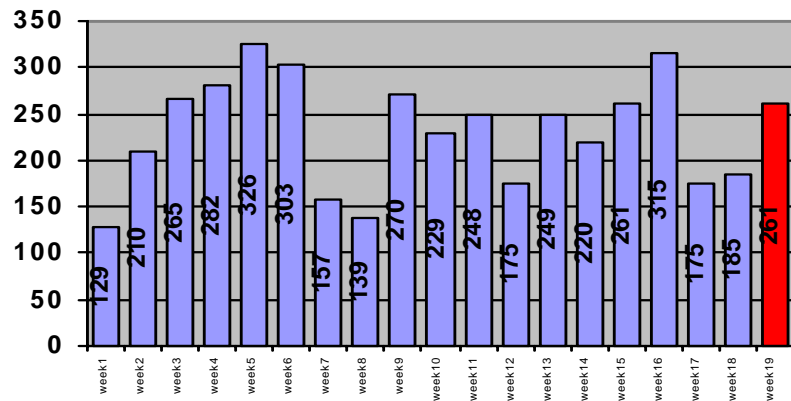


Fig. 2: Number of patients during 19 weeks in Bint Jbail clinic.

Tab 2: Various diseases seen daily in 19th week (Bint Jbail).

Day	URTI	GE	Derma	Rheum	HT	DM	ObGyn	Misc
Mon	38	2	5	4	0	0	0	2
Tue	14	0	0	6	0	0	6	5
Wed	13	6	0	5	10	3	1	3
Thu	20	9	4	8	11	5	3	4
Fri	20	3	3	7	5	2	3	12
Sat	10	0	2	2	3	0	0	2
Total	115	20	14	32	29	10	13	28

patients per trip. 285 patients received medical services during 19th week, 19th week patients' data can be illustrated shown in table 3.

Variable diseases were found, those which were mostly encountered are illustrated in table 4 which shows predominance of upper respiratory tract infections.

Tab.3: Mobile clinic patients' data.

Day	Village	Pts	> 5yrs	M	F
Mon	Marwaheen	16	4	7	9
Mon	Dibbil	47	1	20	27
Tue	Haneen	22	1	8	14
Wed	Wazzane	24	7	13	11
Wed	Tibnin Orphinage	15	1	0	15
Thu	Kafra	11	1	4	7
Thu	Jemeajima	22	5	8	14
Thu	Safad el Battikh	34	4	15	19
Fri	Bleeda	44	2	15	29
Sat	Al-Tere	50	6	16	34
Total		285	32	106	179

Tab 4: Various diseases seen daily in 19th week (Mobile Clinic).

Village	URTI	GE	Derma	Rheum	HT	DM	Misc
Marwaheen	8	1	1	4	2	0	0
Dibbil	18	3	3	0	10	0	13
Haneen	10	1	0	4	1	0	6
Wazzane	16	0	1	3	2	0	2
Tibnin Orphinage	11	0	2	0	0	0	2
Kafra	8	2	0	0	0	0	1
Jemeajima	6	1	0	4	2	0	9
Safad el Battikh	23	0	1	3	2	1	4
Bleeda	11	2	3	8	3	0	17
Al-Tere	21	4	2	6	6	2	9
Total	132	14	13	32	28	3	63

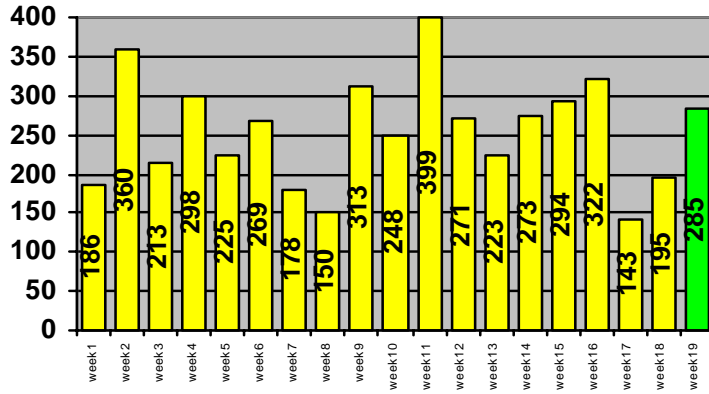


Fig. 3: Number of patients during 19 weeks in Mobile clinic.

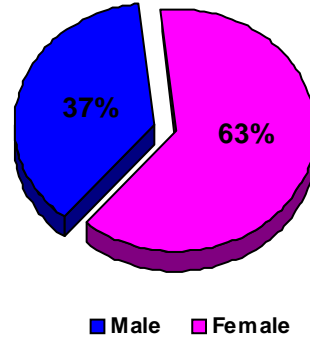


Fig. 4: male to female ratio.

Dr. Nabeel Elmasry
Country Director
15.1.2007