

## Arrivals per Entry Location

Average Daily Arrival

**2,250**

Palorinya Settlement

**97,543**


Rhino Settlement

**86,770**

Bidibidi Settlement

**272,206**


## Key Figures



**724,326**

Total Refugees  
S.Sudan refugees and  
asylum-seekers in  
country

Source:OPM



**84,318**

S.Sudan new arrivals  
since January 2017

Source:OPM



**64%** of  
population are  
children <18



**86%** of the  
population are women  
and children <18



**3%**  
of the population  
are elderly



**44%**  
Male



**56%**  
Female



**1,780**  
Unaccompanied or  
Separated Children  
(in Bidibidi settlement)

## Sector Indicators



Protection

**28**

SGBV Incidents Reported

**74**

SGBV Survivors  
Supported

Child  
Protection  
**1,780**

UAMs  
Reported

**2,208**

Separated Children  
Reported

**287**

BIAs

**25,742**

Children attending  
CFSs



Public Health

**0.05**

Crude Mortality  
Rate

**0.15**

<5 Mortality  
Rate



Nutrition

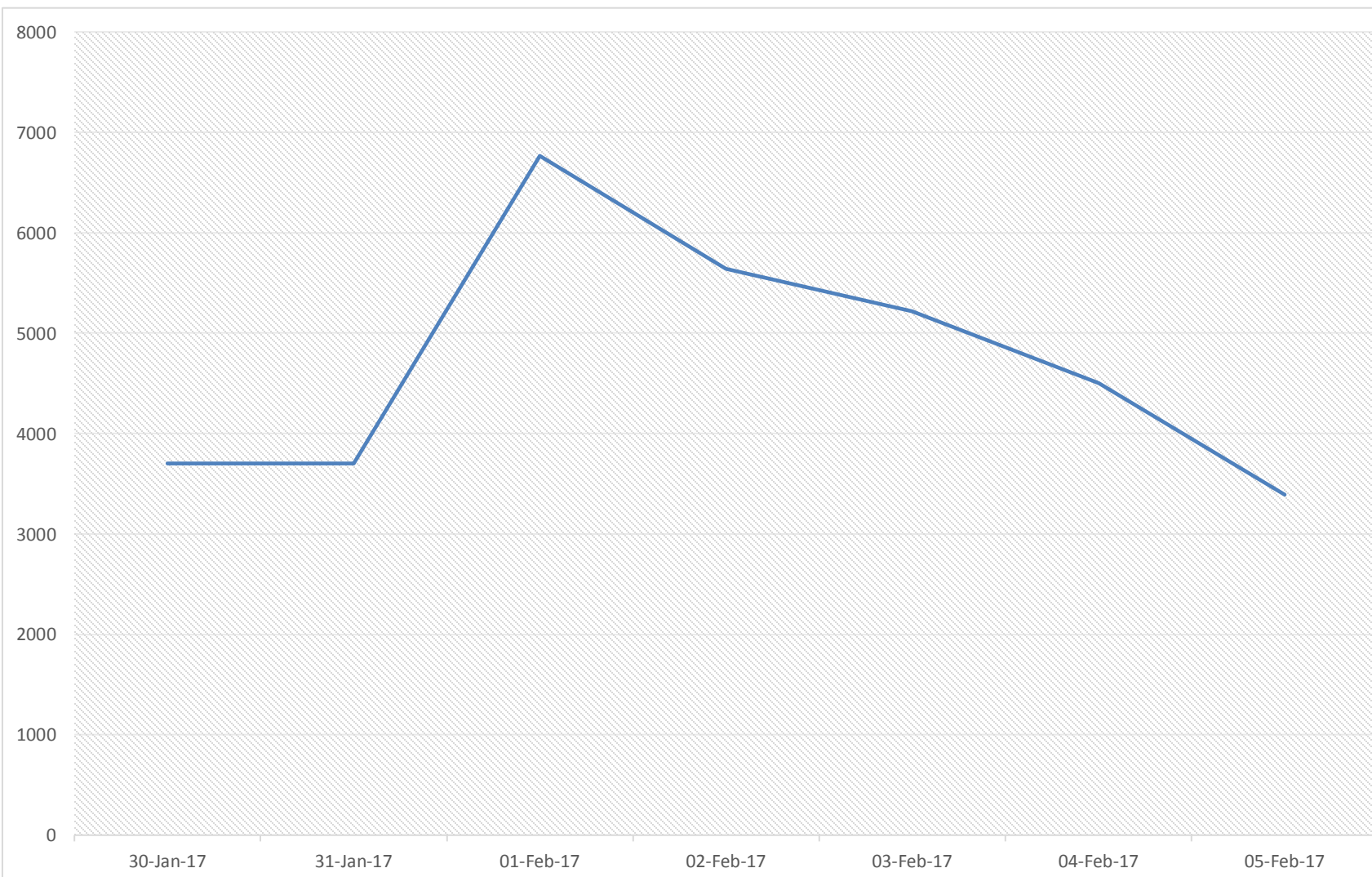
**1,963**

Treated for  
MAM

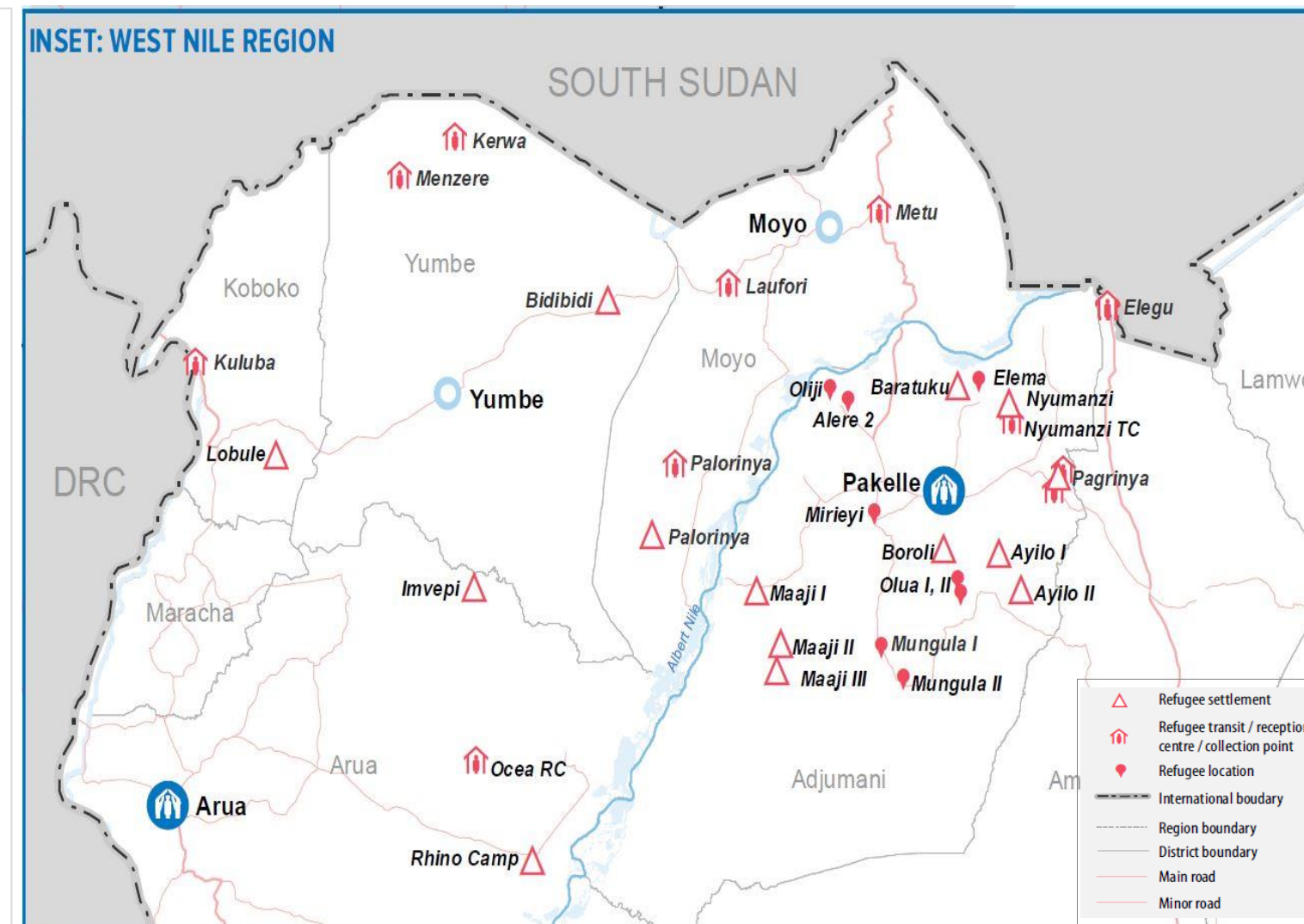
**557**

Treated for  
SAM

## Daily Arrival Trend



## Refugee Locations



Date	Elegu Collection Point of Adjumani district	Moyo District	Lamwo District	Kuluba Collection Point, Oraba, Busia border point and Ocea TC	Kerwa , Keyi & Menzere	Gobolo	Total South Sudanese Newly arrived refugees
30-Jan-17	265	1200	70	593	466	1108	3,702
31-Jan-17	244	1011	77	415	412	1544	3,703
01-Feb-17	499	3537	13	918	336	1462	6,765
02-Feb-17	283	2935	64	818	376	1163	5,639
03-Feb-17	241	3369	21	416	384	784	5,215
04-Feb-17	202	3336	100	317	139	405	4,499
05-Feb-17	149	2252	63	117	468	342	3,391
<b>Total</b>	<b>1,883</b>	<b>17,640</b>	<b>408</b>	<b>3,594</b>	<b>2,581</b>	<b>6,808</b>	<b>32,914</b>

Monthly Trends: <http://imuganda.com/dashboard>

## With Donor Support From

