



3,870,011

Individuals

reached through Protection Activities



POPULATION PROFILE



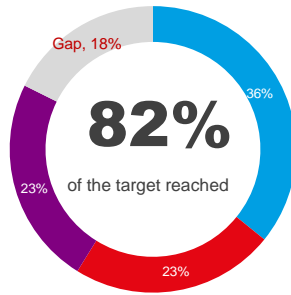
5.2M

People in Need

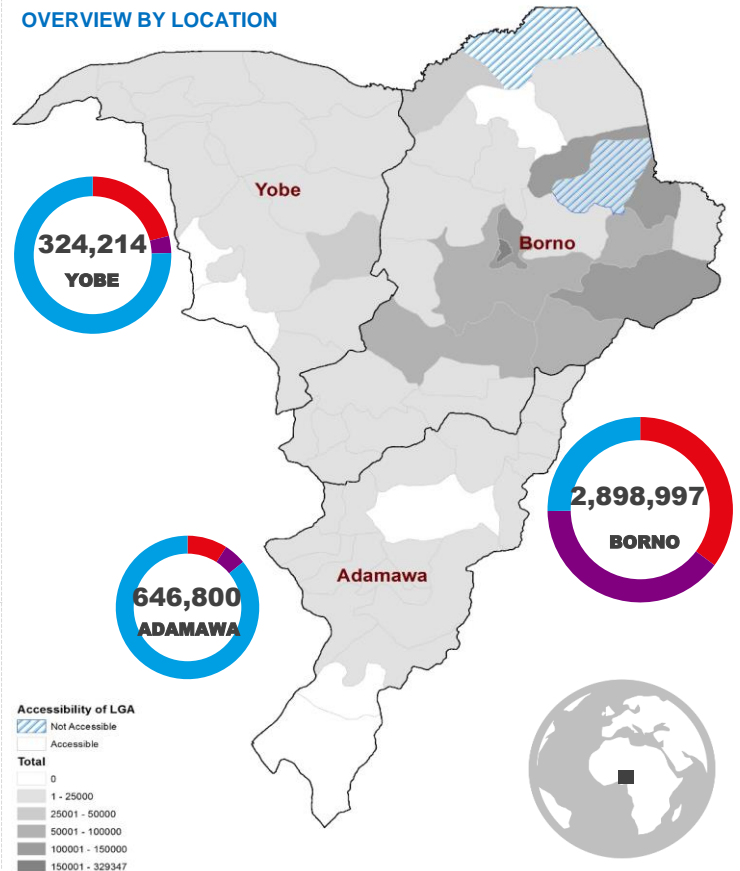


4.7M

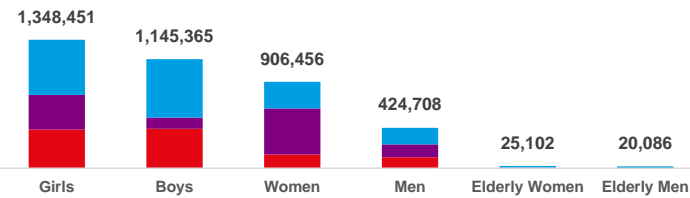
People Targeted



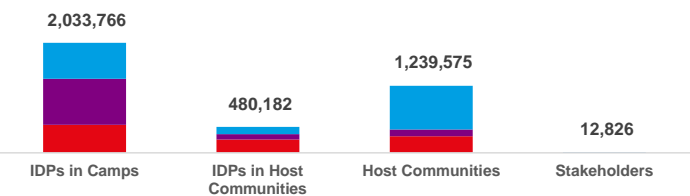
OVERVIEW BY LOCATION



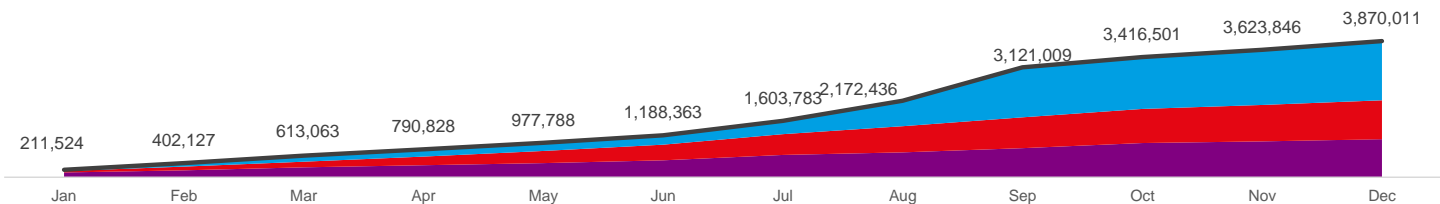
DEMOGRAPHICS



BENEFICIARY TYPE



MONTHLY TRENDS (Individuals reached)



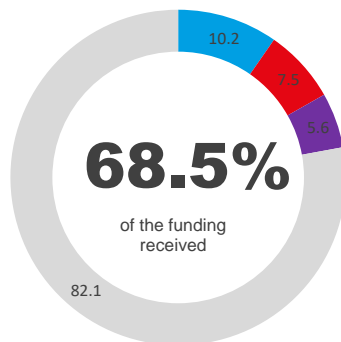
FUNDING



105.4M

Funding Required

Although the financial tracking system (FTS) denotes that the Sector has been provided with 68.5 % of funding towards its target of 105.4 million, this does not reflect the full funding picture for Protection operations in 2019. Many Protection interventions have been funded thus far through internal agency sources, including unearmarked contributions, that are not included in the tracking system. Any such sources of funding will be reflected at years end within the financial tracking system.

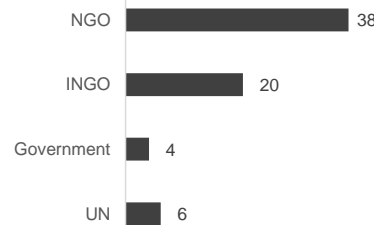


PARTNERSHIP



68

Protection Partners



Colour Key
General Protection

Yousef Daradkeh, NE PSWG
daradkeh@unhcr.org

Markus Topp, NPSWG
topp@unhcr.org



Child Protection

Joyce Mutiso, CP SS
jmutiso@unicef.org



GBV

Sylvia Opinia, GBV SS
opinia@unfpa.org



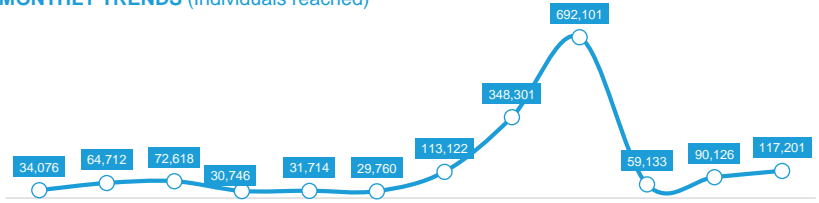


1,683,610

Individuals

reached through Protection Activities

MONTHLY TRENDS (Individuals reached)



OVERVIEW BY SUB-SECTOR, WORKING GROUP AND INDICATORS

GENERAL PROTECTION

Indicator	Actual	Target
Number of vulnerable IDPs, IDP returnees and refugee returnees screened, registered and monitored	118,646	1,100,000 Target
Number of vulnerable persons provided with protection-based material assistance (solar lanterns, hygiene kits...)	14860	185,140 Target
Number of persons referred with follow-up on service provision conducted	28,440	50,000 Target
Number of persons provided with legal aid and services (access to justice)	9,048	40,952 Target
Number of persons provided with access to legal documentation	915,880	500,000 Target
Number of persons with identified protection needs benefitting from specialized self-reliance activities	12,308	137,692 Target
Number of persons provided with training on protection principles	5,222	24,778 Target
Number of persons reached with protection messaging through sensitizations and community-based initiatives	40,811	459,189 N/A Target

HOUSING, LAND & PROPERTY

Indicator	Actual	Target
Number of persons receiving legal advice on housing, land and property rights	835	49,165 Target
Number of housing, land and property disputes resolved (including eviction and security of tenure cases)	6,742	43,258 Target

MINE ACTION WORKING GROUP

Indicator	Actual	Target
Number of persons attending mine risk education	386,589	475,000 Target
Number of hazardous areas identified with level of contamination, type and location	-	N/A Target
Number of identified hazardous areas cleared from the presence of explosive hazards	-	N/A Target
Number of ERW/IED incidents reported	-	N/A Target

REACHED

10.8%

7%

57%

18%

183%

8%

17%

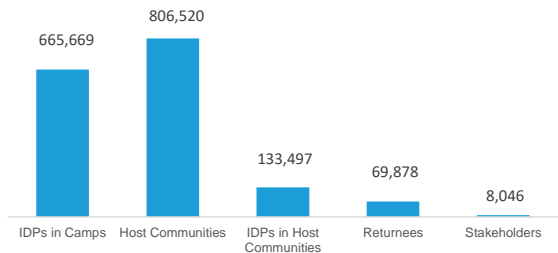
8%

2%

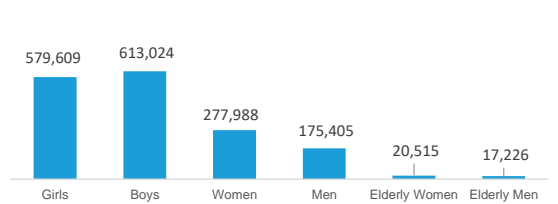
13%

81%

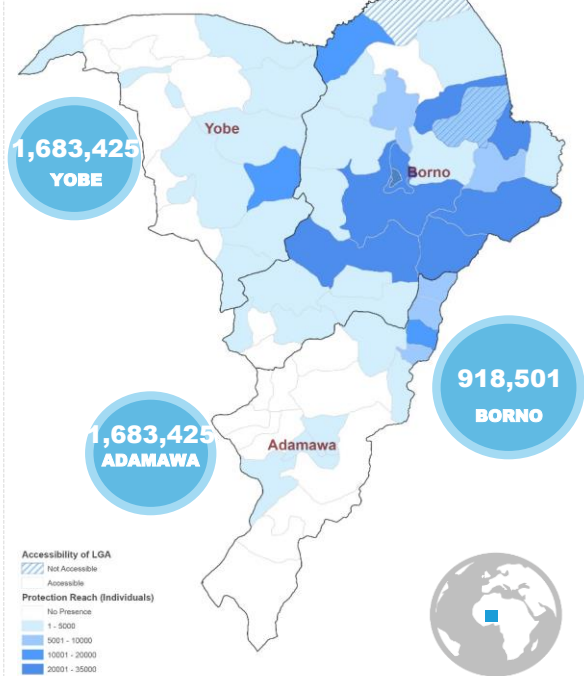
BENEFICIARY TYPE



DEMOGRAPHICS



OVERVIEW BY LOCATION



NA

NA

NA

PARTNERS



SUB-SECTOR WORKING GROUP

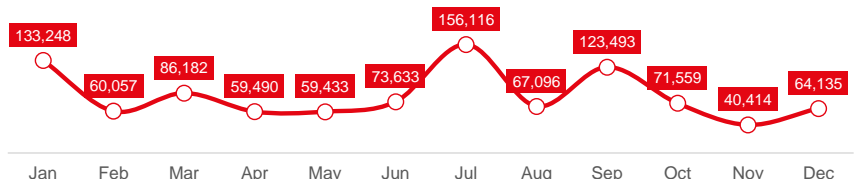


994,856

Individuals

reached through Child Protection Activities

MONTHLY TRENDS (Individuals reached)



OVERVIEW BY SECTOR, OBJECTIVES AND INDICATORS

1. Conflict-affected children, adolescents and caregivers receive quality protection services, including psycho-social care, life skills and livelihoods support to enhance their resilience to cope with the protracted crisis.

Number of children, adolescents and caregivers benefiting from psychosocial, mental health support services and multi-sectoral livelihood support



Number of community members and caregivers of conflict affected children who benefit from child care and child protection information



Number of children, adolescents and caregivers benefiting from mine-risk education.



2. Children facing protection risks (violence, neglect, abuse and family separation) receive integrated case management and referral to specialised services.

Number of children affected by protection risks (family separation, violence, neglect, abuse, etc.) benefiting from follow-up



Number of unaccompanied and separated children reunified with their families



Number of children affected by protection risks (family separation, violence, neglect, abuse, etc.) placed in alternative care arrangements



Number of children and adolescents affected by protection risks who receive specialized support services



3. Grave violations against children are monitored and reported; and children and adolescents who have suffered from such violations, including those formerly associated with armed groups or those returning from captivity, are supported to successfully reintegrate into their communities.

Number of children and adolescents suffering from grave child rights violations, including those formerly associated with armed groups or returning from captivity, who benefited from socio-economic assistance to successfully reintegrate into their communities.



REACHED

101%

61%

67%

68%

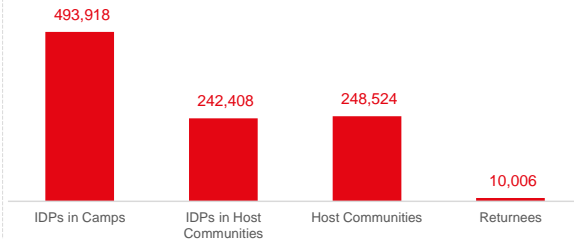
25%

20%

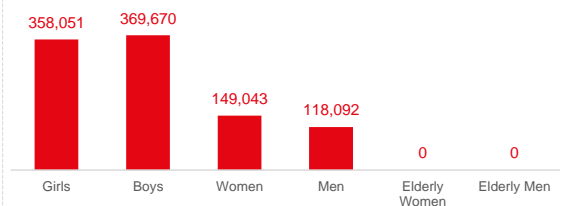
104%

22%

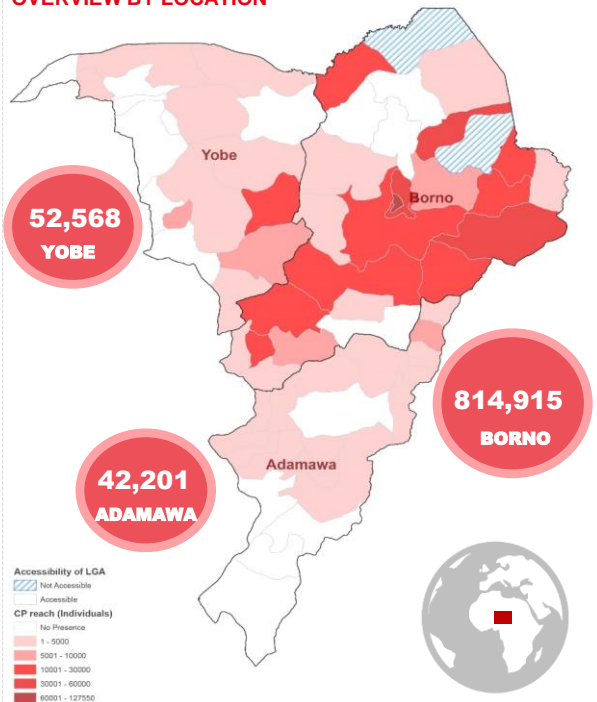
BENEFICIARY TYPE



DEMOGRAPHICS



OVERVIEW BY LOCATION



PARTNERS



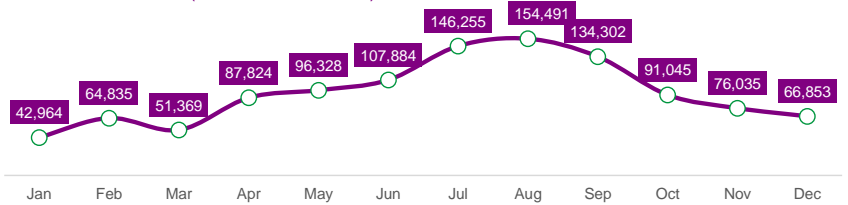


1,120,185

Individuals

reached through Gender-Based Violence Activities

MONTHLY TRENDS (Individuals reached)



OVERVIEW BY SECTOR, OBJECTIVES AND INDICATORS

1. Improve access to quality lifesaving and well-coordinated GBV services that are responsive to the needs, rights and dignity of survivors and those at risk

Number of persons benefiting from training/capacity building initiatives to improve quality of service provision



REACHED

91%

Number of beneficiaries reached through provision of multi-sectorial specialized GBV response services



55%

Percentage of functional GBV referral pathways in place that includes multi-sectorial services for GBV survivors



46%

Number of persons involved in and accessing information about availability of support services, referrals and reporting



188%

2. Strengthen community resilience, reintegration and systems that promote accountability for GBV/SEA and gender equality

Number of persons benefiting from empowerment, skills-building and livelihoods programmes



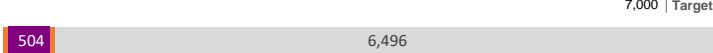
98%

Number of beneficiaries accessing women-, and girls-, and youthfriendly spaces within the communities



252%

Number of persons benefiting from socio-economic assistance for WAFAG and/or returning from captivity



59%

Number of persons reached through sensitization and capacity building on GBV principles and prevention



59%

3. Strengthen GBV response and prevention through capacity-building, mainstreaming, advocacy and coordination.

Number persons benefiting from capacity building on GBV integration including referral mechanisms and code of conduct



146%

Percentage of safety audit/monitoring recommendations implemented



9%

Percentage of ISP partners submitting monthly reports demonstrating ethical incident management, data collection & analysis



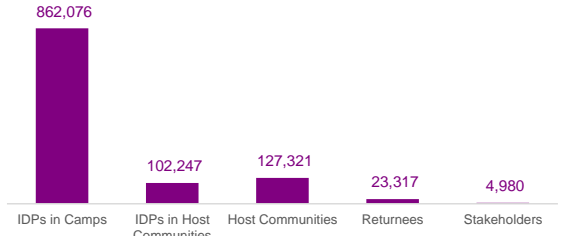
0%

Percentage of community members reporting improved safety and comfort accessing humanitarian services/facilities

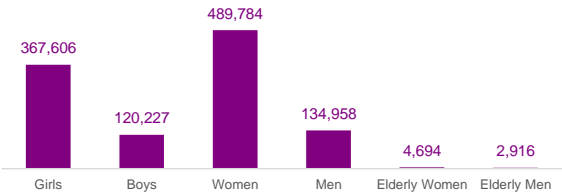


0%

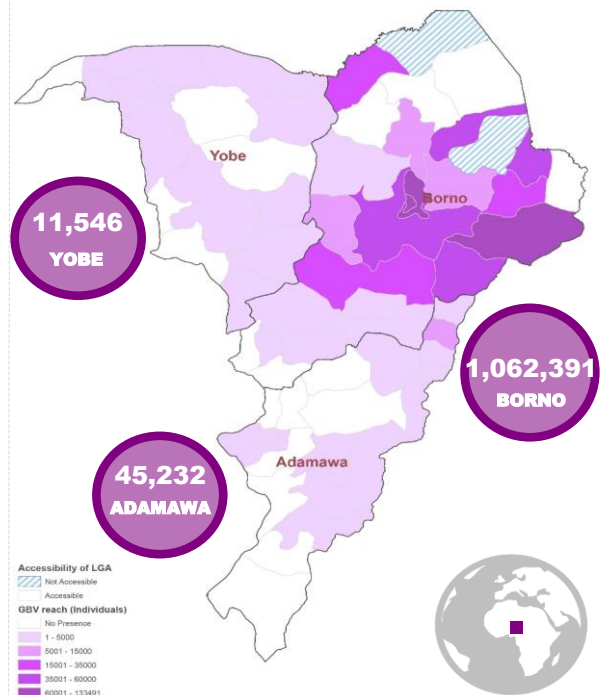
BENEFICIARY TYPE



DEMOGRAPHICS



OVERVIEW BY LOCATION



PARTNERS

