

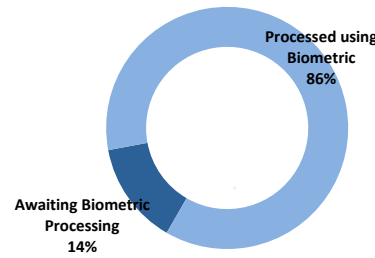
Total Active Registered Persons Of Concern **745,515**

Urban
622,532
83.5%

Camps
122,983
16.5%

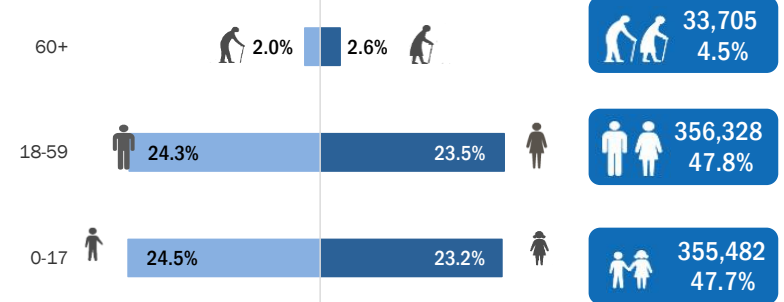
Standard Age and Gender								
Age	0-4	5-11	12-17	18-35	36-59	60+	Total	%
Female	50,277	74,162	48,369	106,588	68,319	19,093	366,808	49.2%
Male	53,222	78,453	50,999	115,419	66,002	14,612	378,707	50.8%
Total	103,499	152,615	99,368	222,007	134,321	33,705	745,515	100%
	13.9%	20.5%	13.3%	29.8%	18.0%	4.5%		

Biometric Statistics (IRIS)



UNHCR Jordan

Age-Gender Breakdown



Origion Country*		
SYR	654,955	87.9%
IRQ	67,276	9.0%
YEM	14,720	2.0%
SUD	6,116	0.8%
SOM	750	0.1%
Other**	1,698	0.2%

Specific Needs		
Serious medical condition	68,547	9.2%
Specific legal and physical protection needs	35,318	4.7%
Child at risk	33,453	4.5%
Disability	27,741	3.7%
Single parent	19,313	2.6%
Woman at risk	16,214	2.2%
Older person at risk	7,012	0.9%
Unaccompanied or separated child	2,697	0.4%
Individuals with Specific Needs	150,788	20.2%
Total	210,295	28.2%

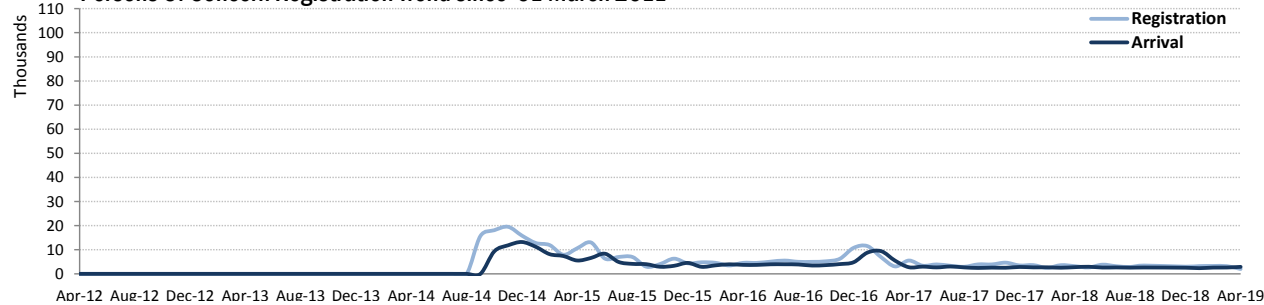
Arrivals		
Pre-2011	26,606	3.6%
2011	24,563	3.3%
2012	155,745	20.9%
2013	261,502	35.1%
2014	78,710	10.6%
2015	25,460	3.4%
2016	34,479	4.6%
2017	10,820	1.5%
2018	10,451	1.4%
2019	1,004	0.1%

* An individual can have more than one specific need

* The new arrivals excludes newborn babies who will be represented under the registration trend.

Registration Trend		
2011	134,990	11.6%
2012	675,234	58.1%
2013	15,699	1.4%
2014	133,013	11.4%
2015	57,260	4.9%
2016	66,655	5.7%
2017	40,879	3.5%
2018	37,993	3.3%
2019	15,703	1.4%

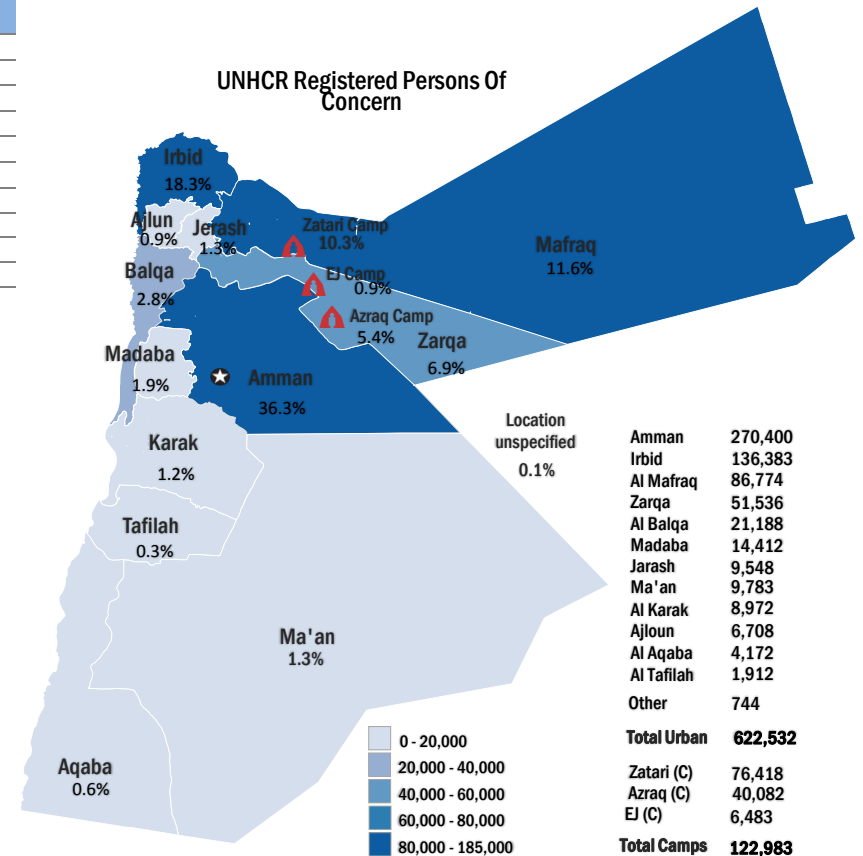
Persons Of Concern Registration Trend since 01 March 2011



* Total nationalities represented in this report equal to 57 nationality.

** Other nationalities include among others (ARE,LBY,LEB,ETH, RUS...)

UNHCR Registered Persons Of Concern



* Coloured map only reflects refugees living outside camps.