

2018-2019
Key figures

10K

New Applications
in 2018

6391

New Applications
in 2019

85

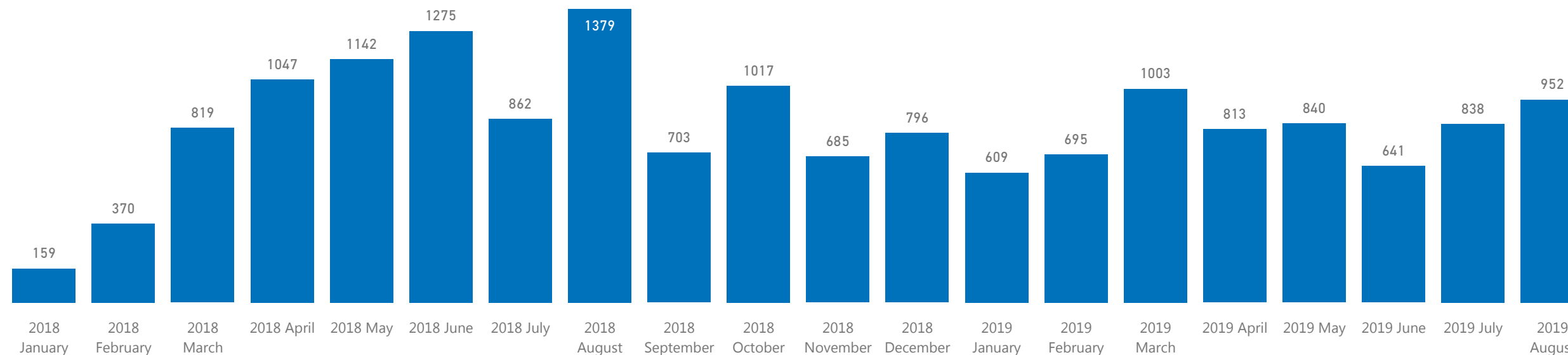
Recognized
Refugees in 2018

39

Recognized
Refugees in 2019

Monthly applications since 2018

Applications by Year and Month



Summary of key trends observed

- Latest data available to UNHCR RR SEE indicate that the overall number of submitted asylum applications in the South-East Europe (Albania, Bosnia and Herzegovina, Kosovo*, Montenegro, North Macedonia, Serbia) increased by 14% compared to July. However, a visible decrease in number of asylum applications in comparison to July has been recorded in Bosnia and Herzegovina, North Macedonia and Serbia. At the same time the overall number of recorded arrivals has decreased mainly in Bosnia and Herzegovina, after a large wave of arrivals observed in July. Lower number of reported intentions to apply for asylum in comparison with the number of applications continues to increase. That could indicate that perceptions of not having sustainable integration opportunities as early as possible as well as rather lengthy waiting period for the first instance governmental decisions on asylum are possibly adversely affecting the prospective asylum seekers to move onwards and frequently abandon their asylum claims at the very beginning of the asylum application process.

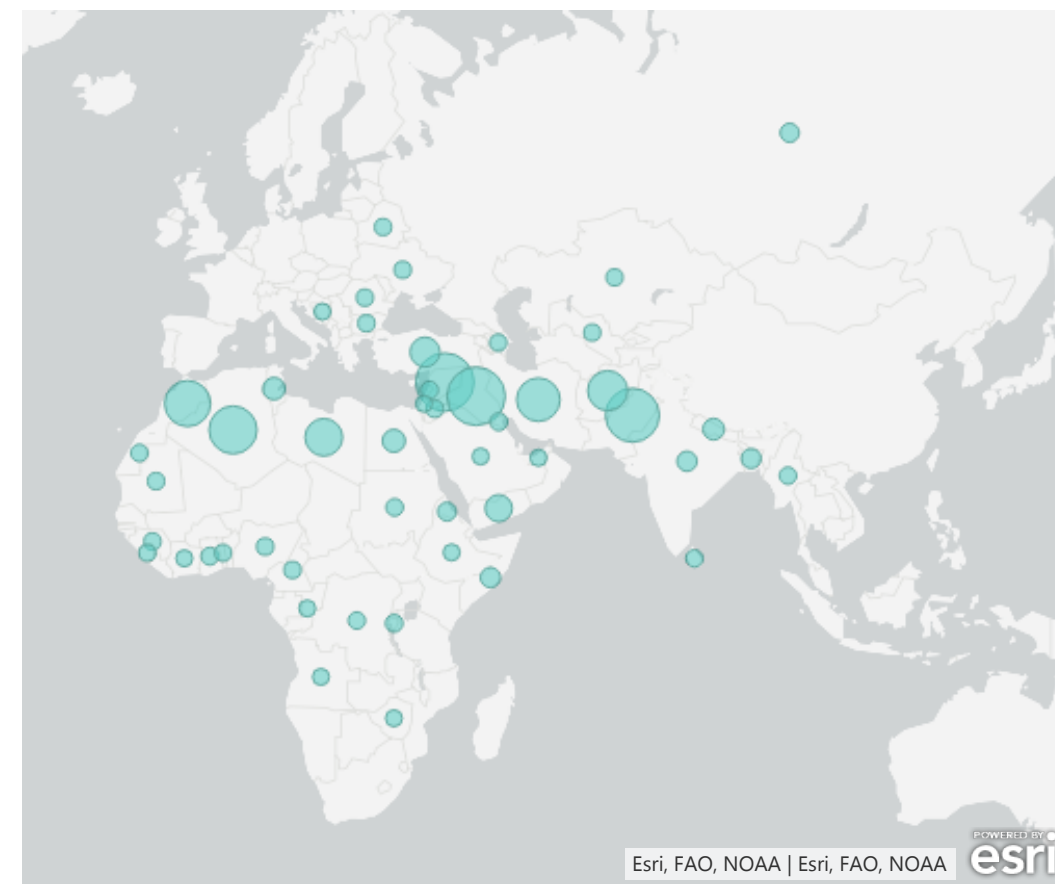
- Latest data reveal different and increasing dynamics when it comes to correlation between the numbers of expressions to seek asylum versus actual numbers of lodged applications. Important to observe is that only 6% of the intentions are converted to actual asylum applications. It is important to analyse and compare this continuing trend with the relevant data on the asylum decisions and their respective grounds once available, at the end of the year.

- Current asylum processing trend analysis indicate that out of the total of 6295 applications for asylum, only 184 first instance decisions have been reached (only 3% of the overall number of applications) in 2019. At the same time, it is important to observe that out of this limited number of decisions, only 21% of them correlate to granting the refugee status (only in Montenegro, Serbia and Kosovo*), while 44.5% applications have been rejected.

- The total number of pending decisions recorded stands at above 1200. As the majority of applications have been closed, mainly due to the applicant having absconded the asylum procedure. It is important to note that only 1 case has been granted refugee and 11 cases with subsidiary protection status in the region.

- Age, gender and vulnerability indicate that number of applications by female asylum seekers represents 25% of total applications. This is an increase of 4 points compared to July. The August trend analysis indicates some 283 children (only 20 UASC) among applicants. The increased number of recorded women and children applicants may indicate that more families are seeking asylum in the SEE Region and that majority of them originate from Iraq (50%).

Applications in 2018-2019 by country of origin



Kosovo*: Designations of Kosovo* are without prejudice to positions on status, and are in line with the United Nations Security Council Resolution 1244 (1999). Data source: SEE Regional Asylum Statistics and UNHCR data available at <https://popstats.unhcr.org>. For further information or any questions concerning this factsheet please contact: Gabriel MATHIEU, mathieu@unhcr.org. In most cases, data for this factsheet is provided by country level governmental institutions. Retroactive changes in data may occur.

2019 New Applications Regional Trends

2019
Key figures

6391
New Applications of which:

135
Unaccompanied or separated children*

39
Recognized Refugees

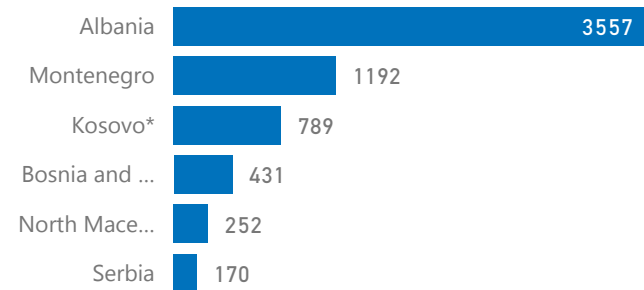
63
Subsidiary Protection

82
Rejected

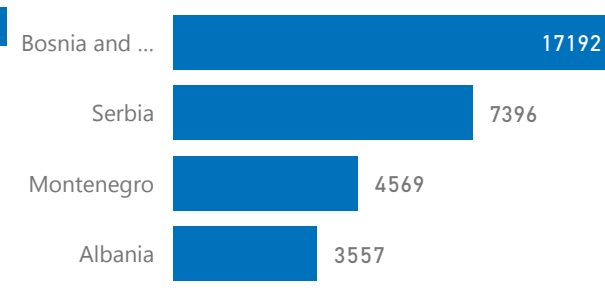
2362
Closed cases

*disaggregated figures by age/gender are not always available

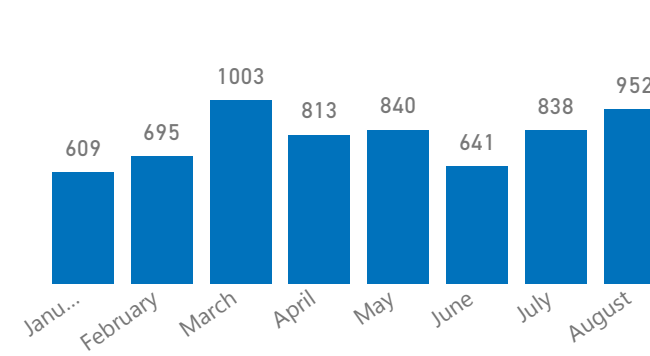
Total 2019 New Asylum Applications by Country of Asylum



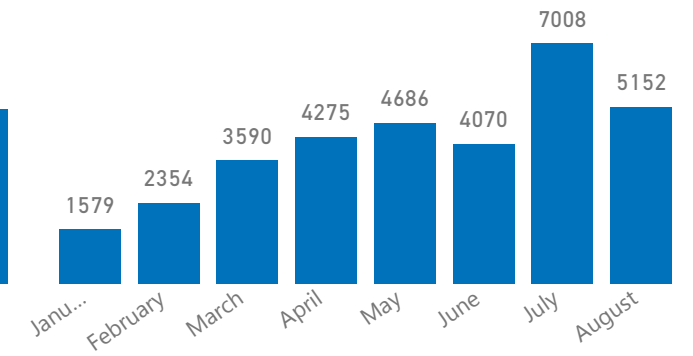
Total 2019 Asylum Intentions by Country of Asylum



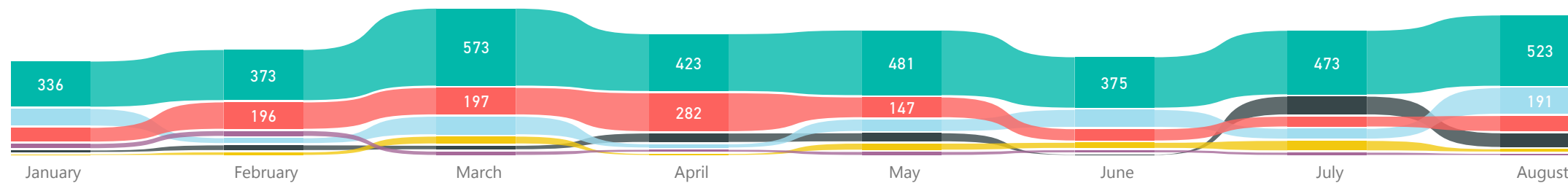
Total 2019 New Asylum Applications by Month



Total 2019 New Asylum Intentions by Month

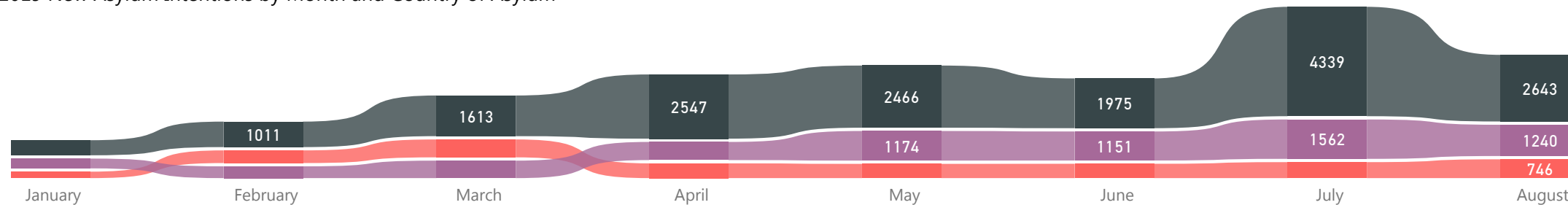


Total 2019 New Asylum Applications by Month and Country of Asylum



- Albania
- Bosnia and Herzegovina
- Kosovo*
- Montenegro
- North Macedonia
- Serbia

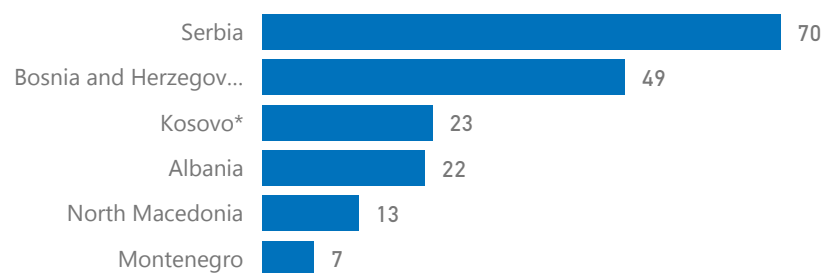
Total 2019 New Asylum Intentions by Month and Country of Asylum



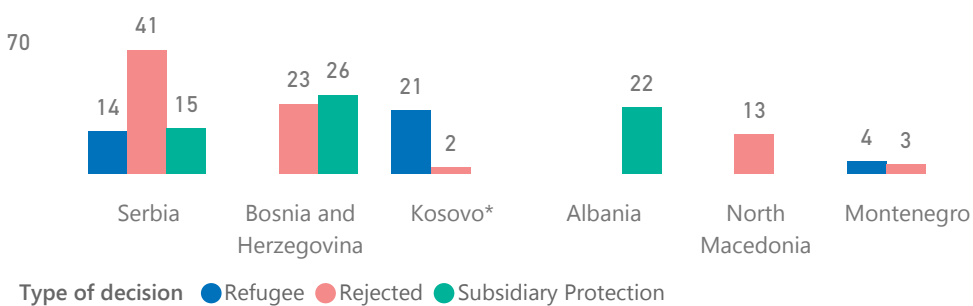
- Bosnia and Herzegovina
- Kosovo*
- Montenegro
- Serbia

2019 First Instance Decisions Trends

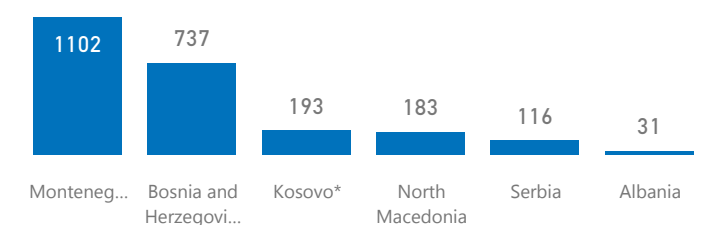
2019 Total Decisions by Country of Asylum



2019 First instance Decisions by Type and Country



2019 Total Otherwise Closed Applications by Country



Kosovo*: Designations of Kosovo* are without prejudice to positions on status, and are in line with the United Nations Security Council Resolution 1244 (1999).

Data source: SEE Regional Asylum Statistics and UNHCR data available at <https://popstats.unhcr.org>. For further information or any questions concerning this factsheet please contact: Gabriel Mathieu, mathieu@unhcr.org

In most cases, data for this factsheet is provided by country level governmental institutions. Retroactive changes in data may occur.



August
2019
Key figures*

952
New Applications



134
Women



283
Children
including:

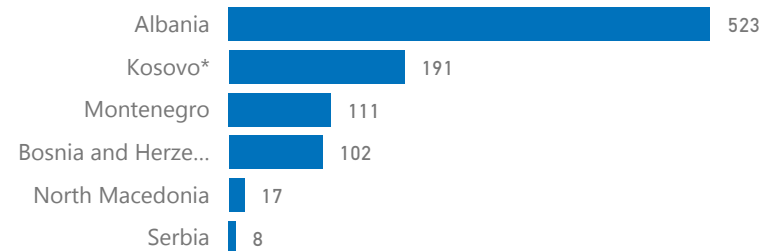
20

Unaccompanied
or separated
child(ren)

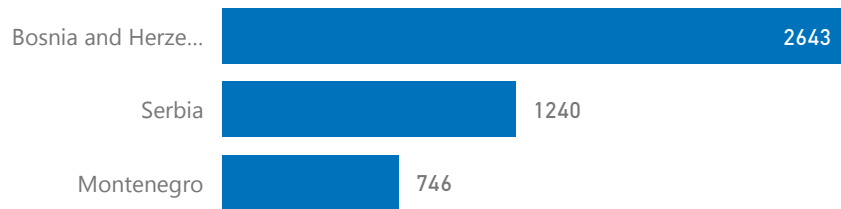
*disaggregated figures
by age/gender are not
always available

Monthly New Applications

Monthly New Asylum Applications by Country of Asylum

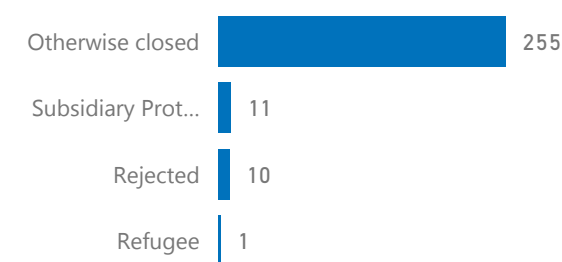


Monthly New Intentions to Seek Asylum by Reporting Country



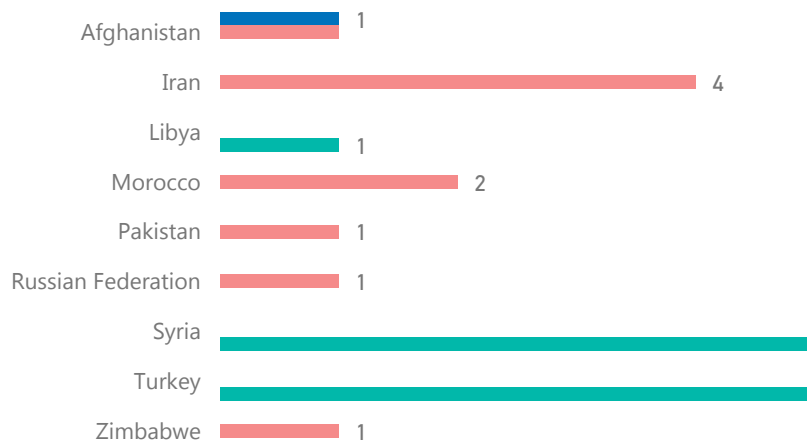
Monthly First Instance Decisions

Monthly Decisions by Type of Decision

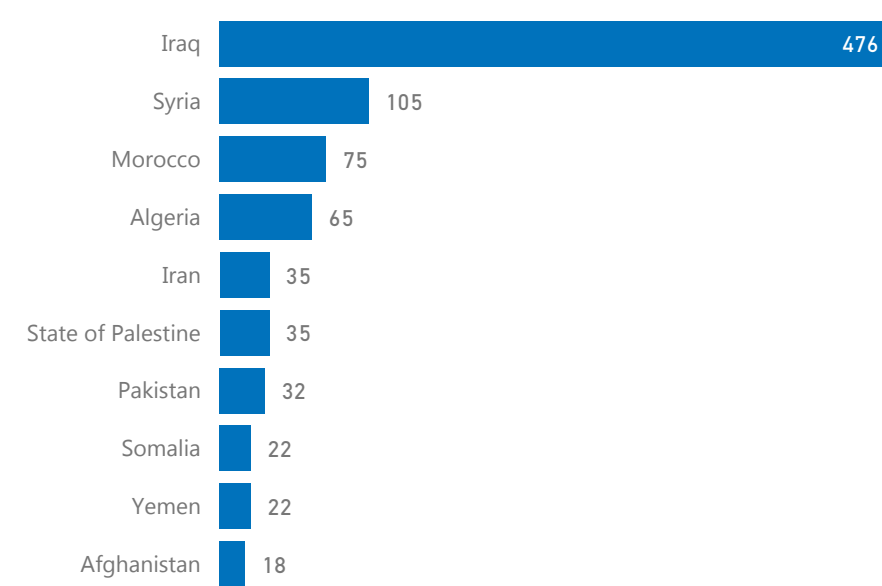


Monthly Type of Decisions by Nationality

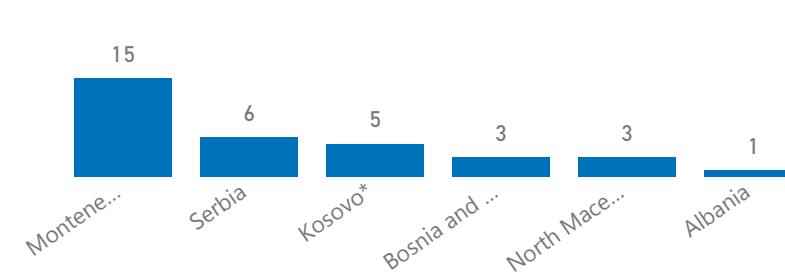
Type of decision ● Refugee ● Rejected ● Subsidiary Protection



Monthly New Asylum Applications by Country of Origin (Top 10)

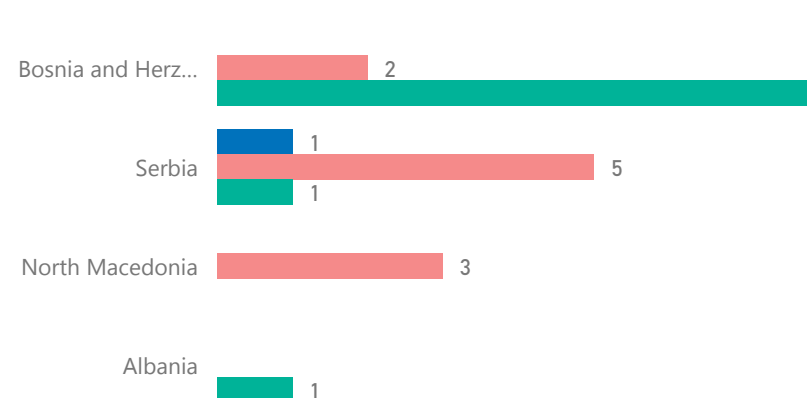


Monthly Interviews by Country of Asylum

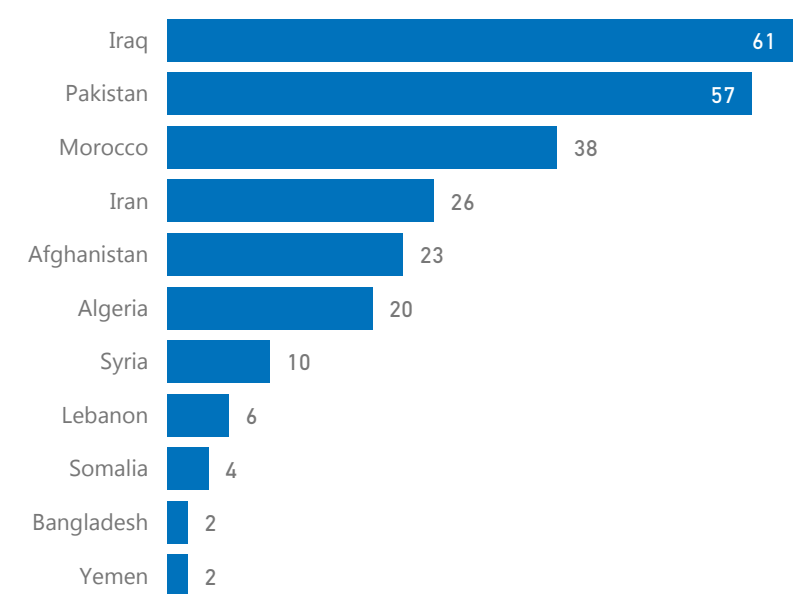


Monthly Decisions by Country of Asylum and Type of Decision

Type of decision ● Refugee ● Rejected ● Subsidiary Protection



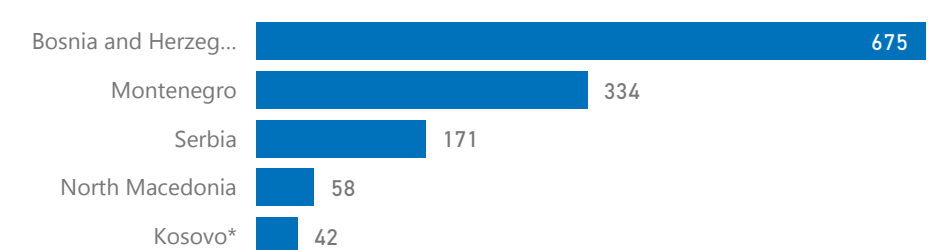
Monthly Otherwise Closed Applications by Nationality (Top 10)



Average Length of Procedure (days) by Country
between application and decision

Montenegro	20
Kosovo*	89
Bosnia and Herzegovina	194

Total Pending Asylum Applications by Country of Asylum



Albania has not provided any pending cases information for August

Kosovo*: Designations of Kosovo* are without prejudice to positions on status, and are in line with the United Nations Security Council Resolution 1244 (1999).

Data source: SEE Regional Asylum Statistics and UNHCR data available at <https://popstats.unhcr.org>. For further information or any questions concerning this factsheet please contact: Gabriel MATHIEU, mathieu@unhcr.org

In most cases, data for this factsheet is provided by country level governmental institutions. Retroactive changes in data may occur.