

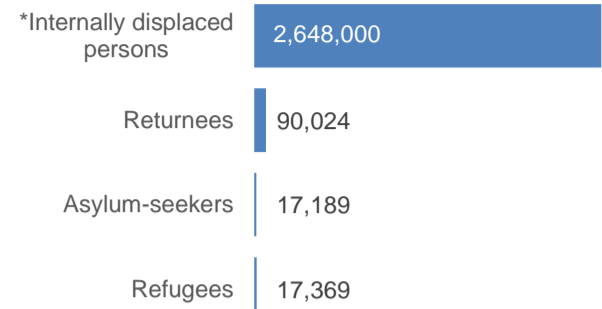
# Somalia

1 - 30 Jun 2019

In June, 39,000 new internal displacements were monitored by the UNHCR-led Protection and Returns Monitoring Network (PRMN). Of the 192,000 new displacements monitored year-to-date, drivers include insecurity (106,000), drought related (72,000), floods (6,000) and other reasons (8,000)

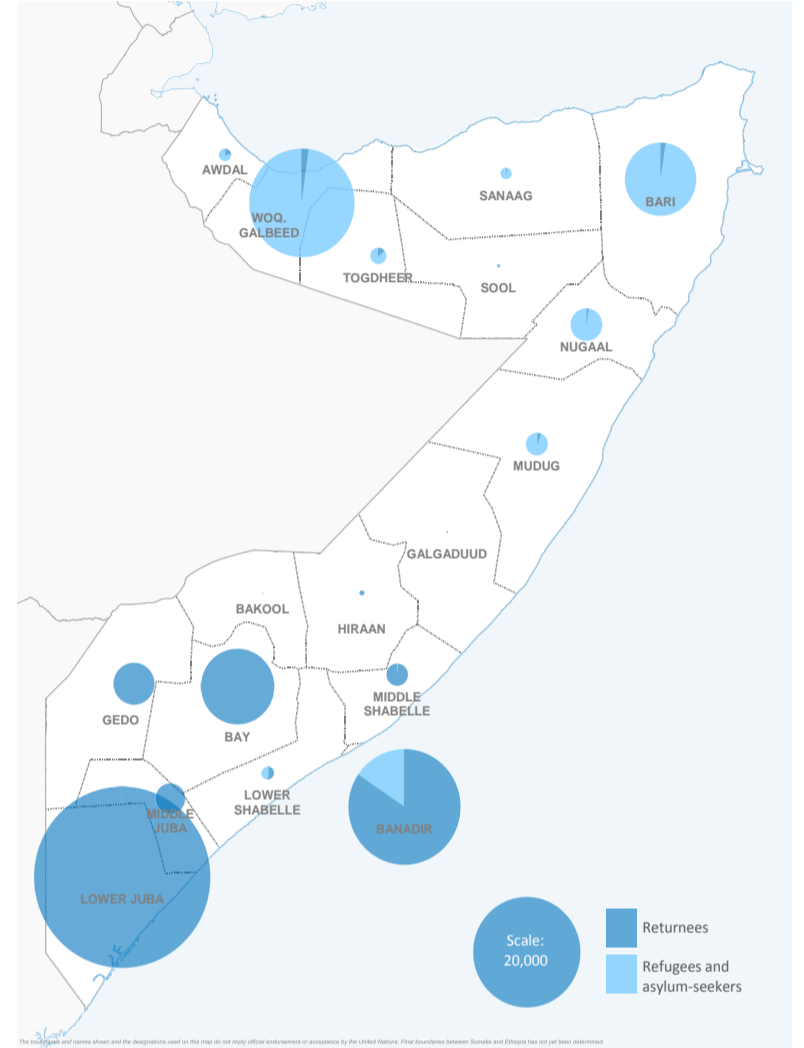
During June the main driver for new displacement was conflict and insecurity (24,000) affecting many regions. Ongoing military operations against Al Shabaab continue to lead to new displacement within and from Lower Shabelle (7,000) while separate clan conflicts in Hiraaan and Galgaduud regions have displaced more than 10,000.

## Population of concern



\*Estimated internally displaced persons as of 31 July 2018 (Source: Information Management Working Group)

## Returnees, refugee and asylum seekers map



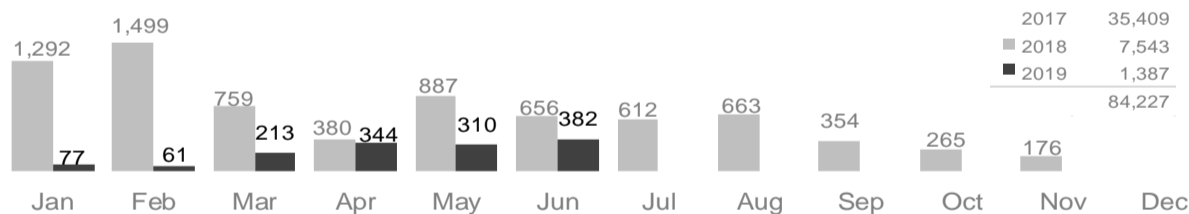
As of June 2019, there were 34,558 refugees and asylum-seekers registered in Somalia, mainly from Ethiopia (16,890 asylum seekers and 4,002 refugees) and Yemen (48 asylum seekers and 13,028 refugees). 590 persons were from other countries including Syria (253), Tanzania (121), Eritrea (87) among others.

Since December 2014, 90,024 Somali refugees have voluntarily returned to Somalia with UNHCR assistance from different countries of asylum including Kenya, Yemen, Djibouti, Libya, Tunisia and Eritrea. In addition, some 42,000 Somalis were monitored as arriving from Yemen since March 2015.

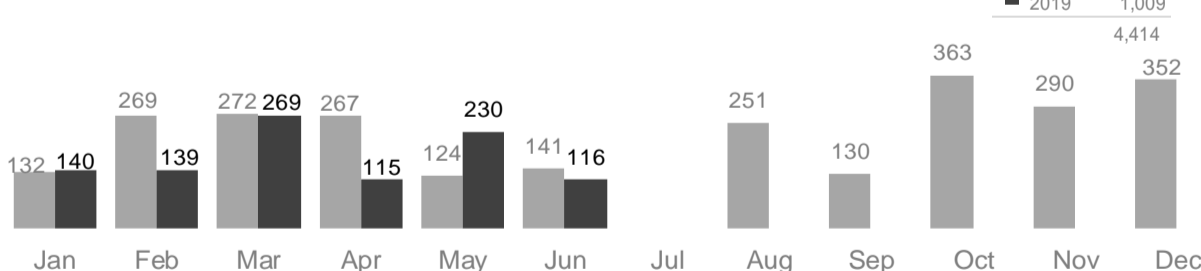
Region	Ethiopia	Yemen	Other
Woq. Galbeed	12,267	6,275	378
Bari	5,787	2,825	27
Banadir	16	3,254	135
Togdheer	226	144	37
Sanaag	158	66	0
Awdal	33	181	8
Nugaal	1,579	150	4
Mudug	820	6	0
Sool	1	9	0
Middle Shabelle	0	13	0
Lower Shabelle	0	142	1
Lower Juba	0	7	0
Other	5	4	0
<b>TOTAL</b>	<b>20,892</b>	<b>13,076</b>	<b>590</b>

Region	Kenya	Yemen	Other
Banadir	15,001	3,462	796
Bari	12	196	25
Bay	9,318	74	3
Galgaduud	10	0	3
Gedo	2,922	2	30
Hiraan	42	5	22
Lower Juba	53,796	17	125
Lower Shabelle	117	44	1
Middle Juba	1,541	0	1
Middle Shabelle	798	27	25
Mudug	10	28	10
Other	670	559	342
<b>TOTAL</b>	<b>84,227</b>	<b>4,414</b>	<b>1,383</b>

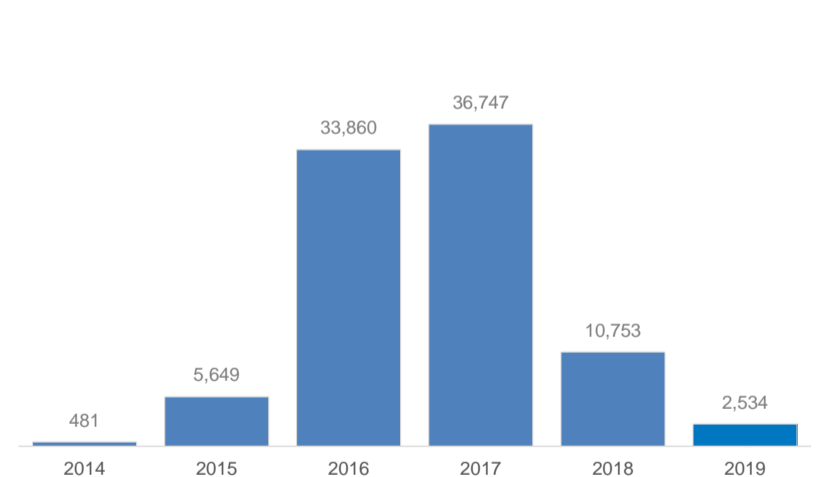
### Somali returnees from Kenya by month



### Assisted spontaneous returnees from Yemen by month



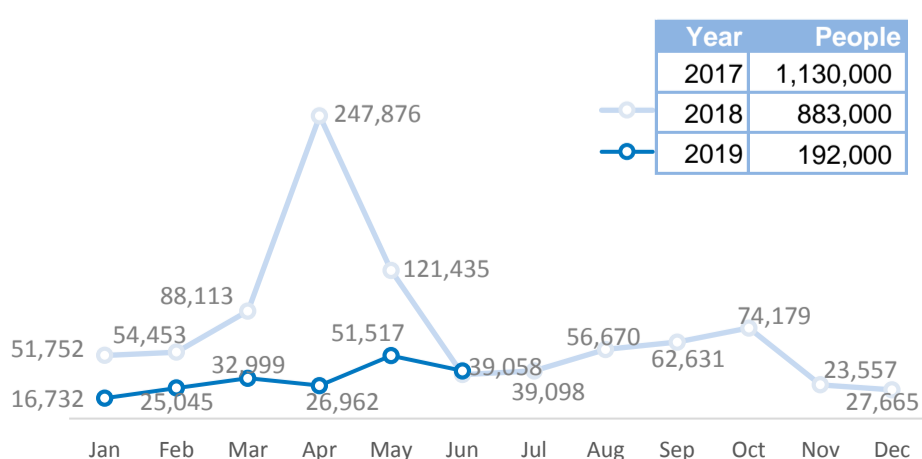
### Number of returnees (with assistance from UNHCR) since 2014



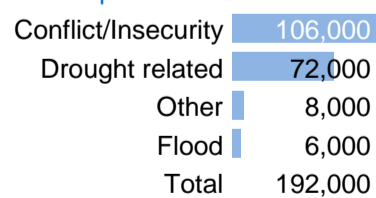
## Somalia Internal DISPLACEMENT

Displacements monitored by UNHCR Protection and Return Monitoring Network (PRMN)

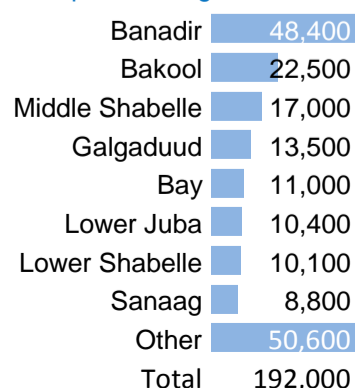
### Monthly internal displacement (2017-2019)



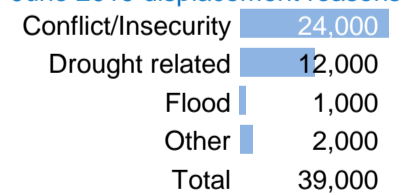
### 2019 displacement reasons



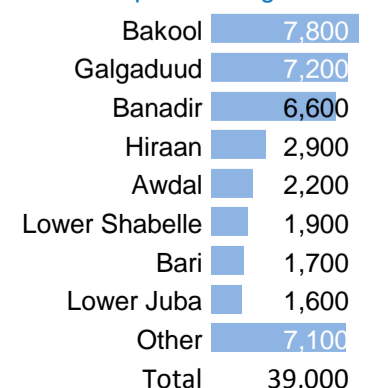
### 2019 top arrival regions



### June 2019 displacement reasons

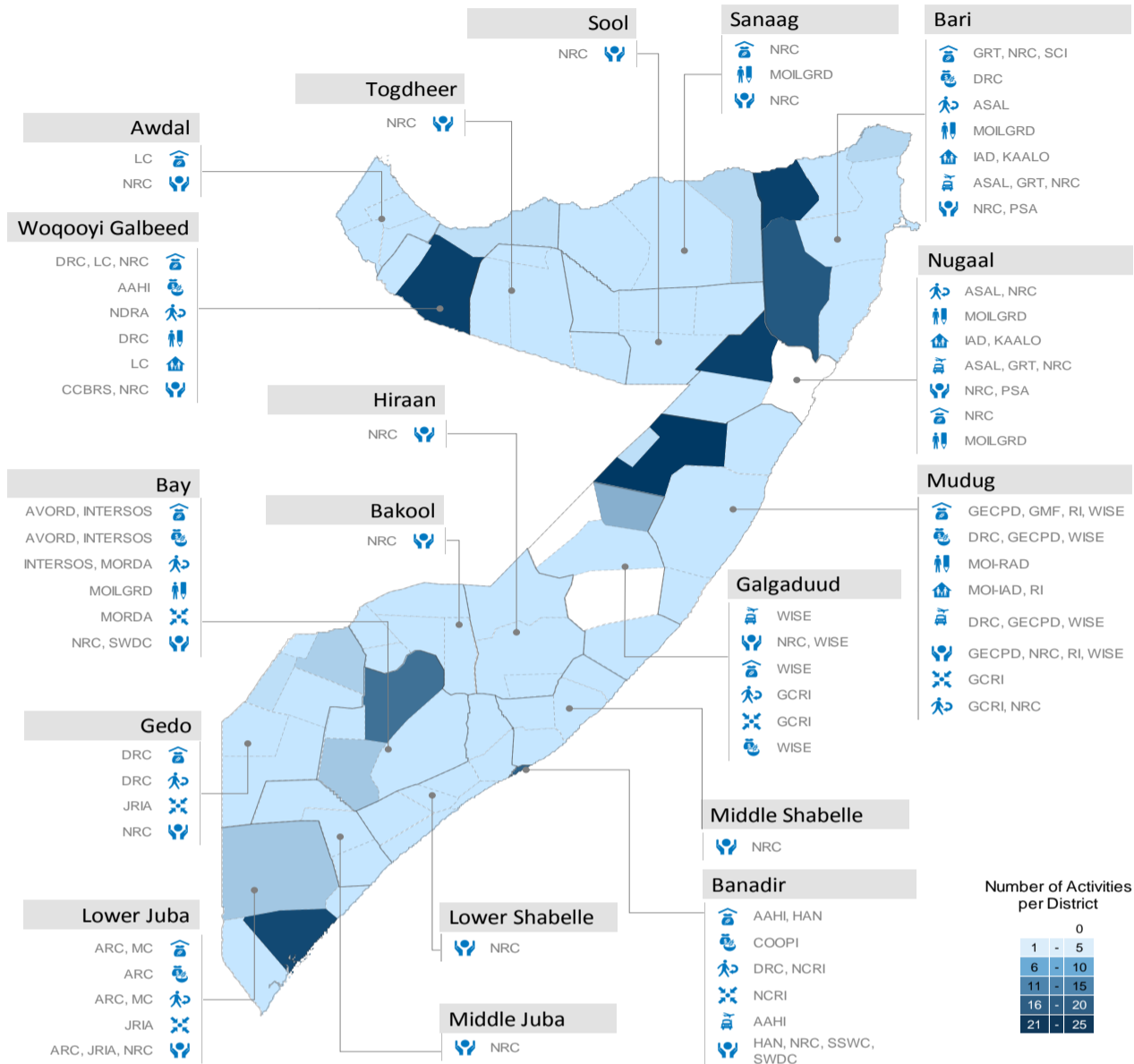


### June 2019 top arrival regions



# Somalia

UNHCR 3W map



Number of activities by region and category

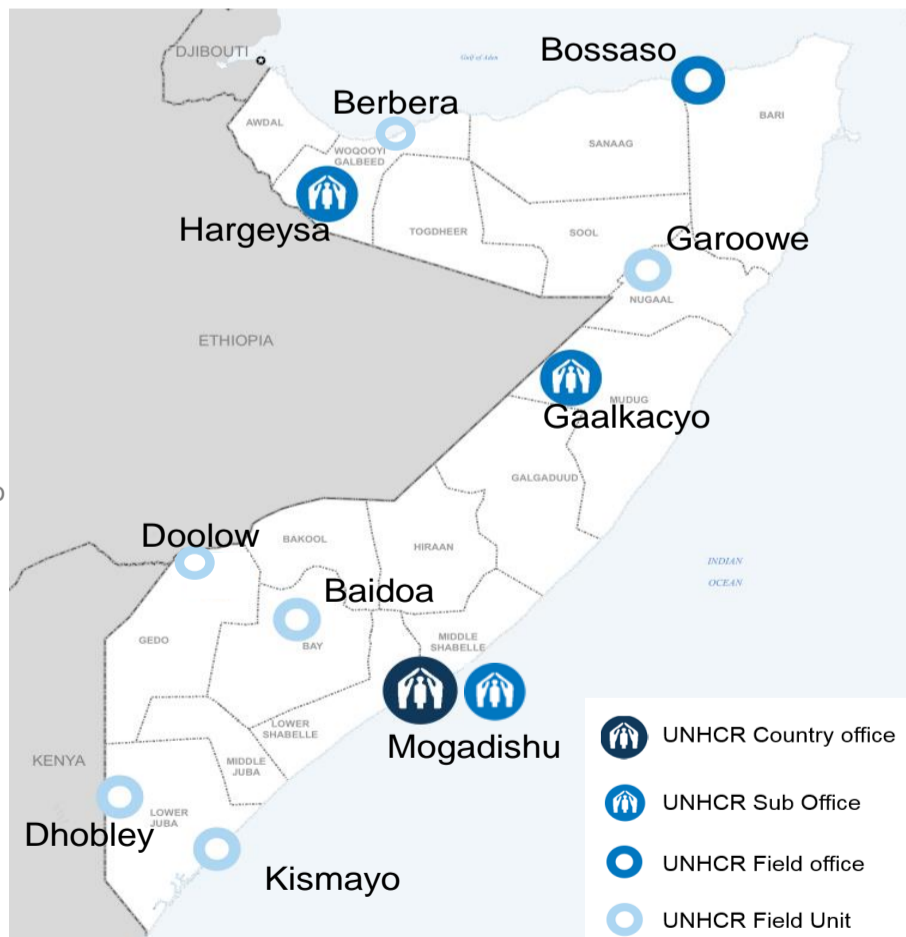
Region	Category 1	Category 2	Category 3	Category 4	Category 5	Category 6	Category 7	Category 8
Awdal	1							3
Bakool								5
Banadir	7	3	1		1	1		5
Bari	9	4	1	9	4		4	16
Bay	9	3	1			1		9
Galgaduud							1	9
Gedo	1		1			2		6
Hiraan								3
Juba Dhexe								3
Juba Hoose	11	2	1			2		12
Mudug	6	2		2	3		3	12
Nugaal	4	2	2	2	4		2	7
Sanaag	1			1				3
Shabelle Dhexe								4
Shabelle Hoose								7
Sool								4
Togdheer								4
Woqooyi Galbeed	6	2	2	1	3			11

Category	Sub-Category
BASIC NEEDS AND ESSENTIAL SERVICES	Water, Transport, Cash Grants, Core Relief Items, Education, Health
LEADERSHIP, COORDINATION AND PARTNERSHIPS	Cluster Coordination - Protection, Shelter, CCCM
LOGISTICS AND OPERATIONS SUPPORT	PDM, Warehouse Management, Transport
FAVOURABLE PROTECTION ENVIRONMENT	Facility Rehabilitation, Equipment, Peaceful Coexistence
FAIR PROTECTION PROCESSES AND DOCUMENTATION	Registration, Profiling, Civil Documentation
DURABLE SOLUTIONS	Return Assistance, Transit Center, Counseling
SECURITY FROM VIOLENCE AND EXPLOITATION	Legal Protection, SGBV Prevention & Response, Material Assistance, PRMN
COMMUNITY EMPOWERMENT, SELF RELIANCE AND SELF MANAGEMENT	Cash Grants, Employment, Business, Vocational Training

## UNHCR Presence

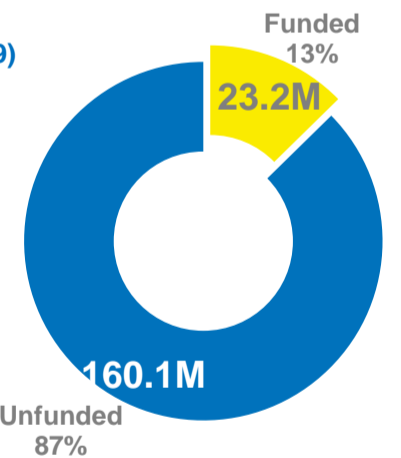
**Staff**  
108 National Staff  
42 International staff  
23 Affiliate workforce

**Offices**  
1 Country office in Mogadishu  
3 Sub-offices in Gaalkacyo, Hargeysa and Mogadishu  
1 Field office in Bossaso  
6 Field Units in Baidoa, Dhobley, Garoowe, Kismayo, Berbera and Doolow  
1 Support office in Nairobi



## Funding (as of 24 June 2019)

**USD 183.1 M**  
requested for Somalia



## UNEARMARKED CONTRIBUTIONS | USD

Sweden 90.4 million | Norway 44.5 million | Netherlands 37.5 million | Private donors Spain 33 million | United Kingdom 31.7 million | Germany 26.7 million | Denmark 24.4 million | Private donors Republic of Korea 17.3 million | Switzerland 15.1 million

Algeria | Argentina | Australia | Austria | Azerbaijan | Belgium | Canada | Costa Rica | Estonia | Iceland | Indonesia | Kuwait | Malta | Monaco | Montenegro | New Zealand | Peru | Philippines | Qatar | Republic of Korea | Russian Federation | Saudi Arabia | Serbia | Singapore | Slovakia | Sri Lanka | Thailand | United Arab Emirates | Uruguay | Private donors

## OTHER SOFTLY EARMARKED CONTRIBUTIONS | USD

United States of America 10 million | Germany 7.1 million | Canada 4.6 million | Private donors Australia 3.8 million

## Contact

**Takeshi Moriyama**, Representative a.i, Somalia  
moriyama@unhcr.org, Cell: +252 616 141 312, Cell: +254 780 799 044

**Links**  
[Somalia: Global Focus](#) - [Somalia: Information sharing portal](#) - [UNHCR Somalia](#) - [@UNHCRSom](#) - [Facebook: UNHCR Somalia](#) - [Somalia internal displacement](#)