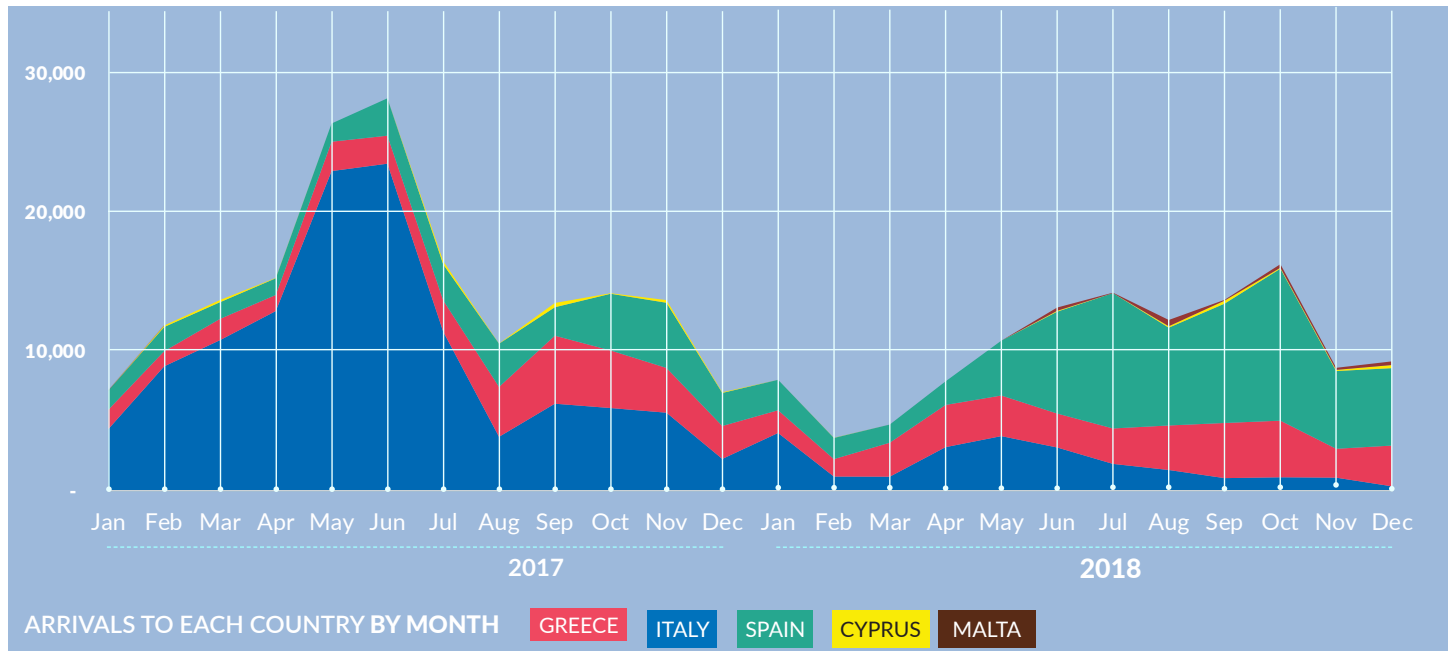


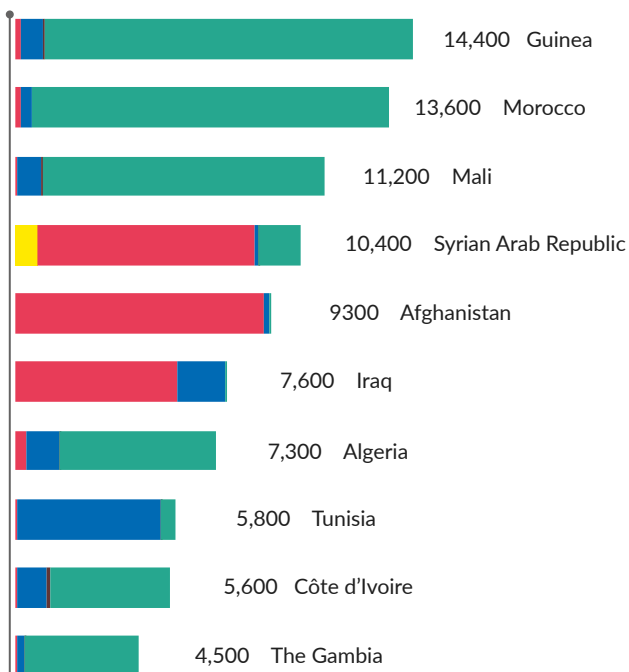
REFUGEES & MIGRANTS ARRIVALS TO EUROPE IN 2018 (MEDITERRANEAN)

TOTAL ARRIVALS¹ (January -December 2018)

2018	141,500
2017	185,100
2016	373,700
2015	1,032,400



ARRIVALS' MOST COMMON COUNTRIES OF ORIGIN



OVERVIEW

Between 1 January and 31 December 2018, some 141,500 refugees and migrants arrived via the three Mediterranean routes from North Africa and Turkey. Most crossed the Western Mediterranean from Morocco and Algeria to Spain. Arrivals in 2018 most commonly originated from Guinea, Morocco, Mali and the Syrian Arab Republic.

In 2018, 64% of arrivals were men, 15% women and 22% children.

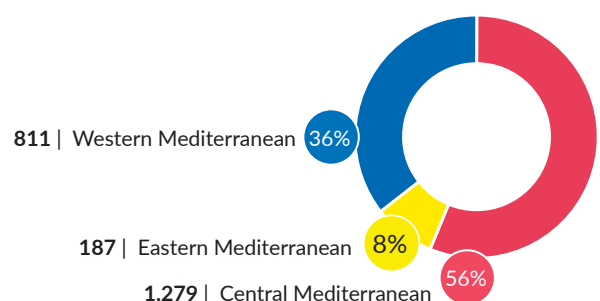
Due to the high risks associated with crossing the Mediterranean Sea, it is estimated that some 2,277 refugees and migrants have died between January and December 2018, a 27% decrease as compared to 3,139 deaths in the same period in 2017. Most deaths occurred along the route from North Africa to Italy.

DEAD AND MISSING (January-December 2018)

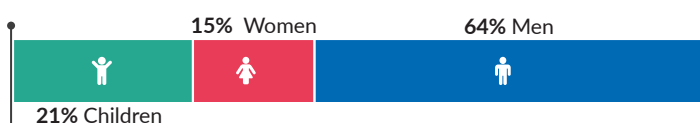
TOTAL (ESTIMATED)

2018	2,277
2017	3,139

DISTRIBUTION PER ROUTE



DEMOGRAPHIC² BREAKDOWN



ARRIVALS BY SEA AND LAND SPAIN³

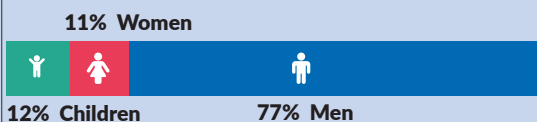
TOTAL ARRIVALS

JAN - DEC 2018 **65,400**
Sea Arrivals: 58,600 Land Arrivals: 6,800

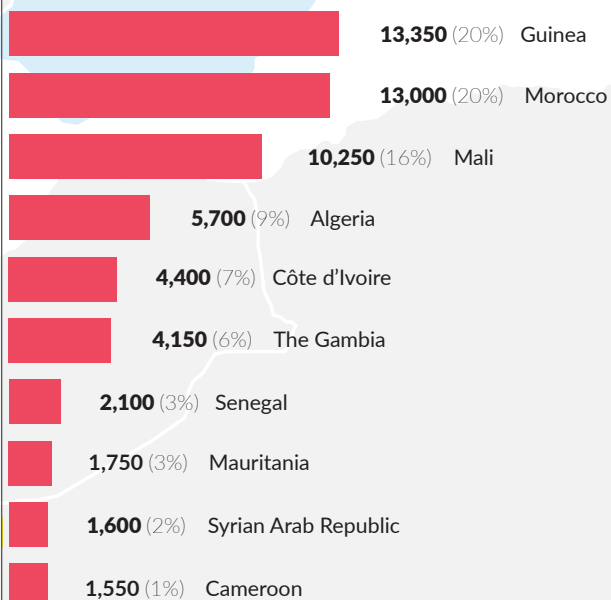
JAN - DEC 2017 **28,300**

JAN - DEC 2016 **14,600**

DEMOGRAPHIC BREAKDOWN



ARRIVALS' MOST COMMON COUNTRIES OF ORIGIN

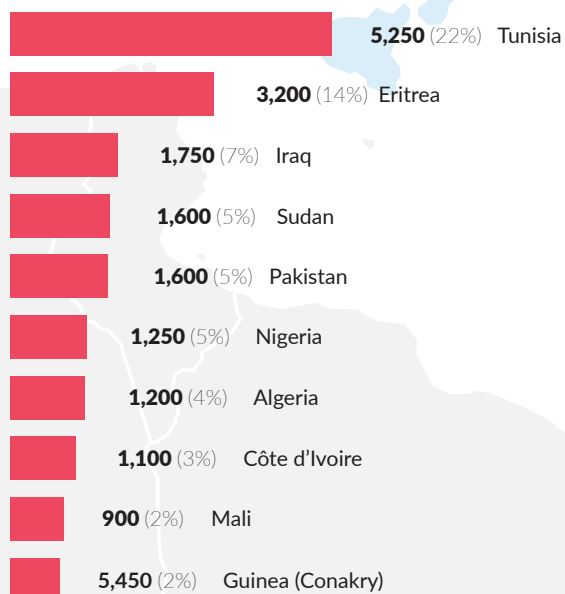
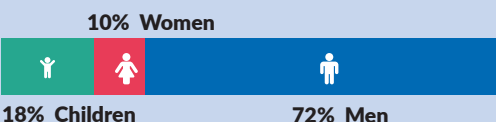


ARRIVALS BY SEA ITALY

JAN - DEC 2018 **23,400**

JAN - DEC 2017 **119,400**

JAN - DEC 2016 **181,400**



ARRIVALS BY SEA AND LAND GREECE

JAN - DEC 2018 **50,500**
Sea Arrivals : 32,500 Land Arrivals: 18,000

JAN - DEC 2017 **36,300**

JAN - DEC 2016 **177,200**

