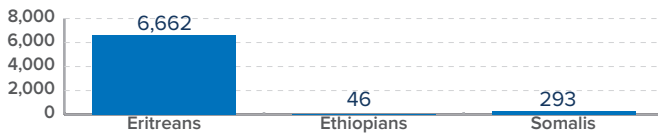
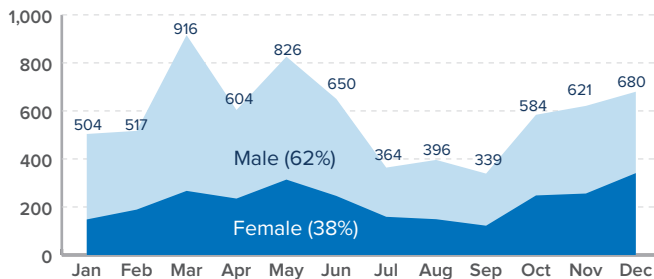
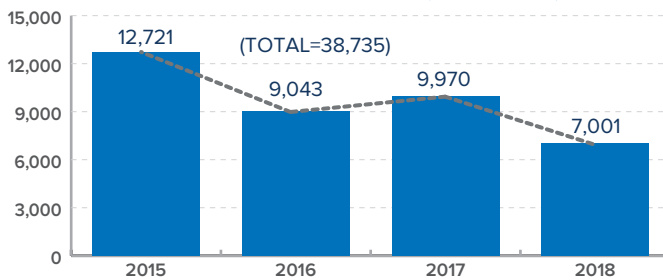
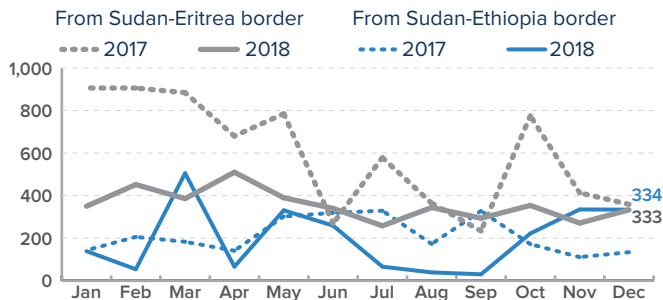
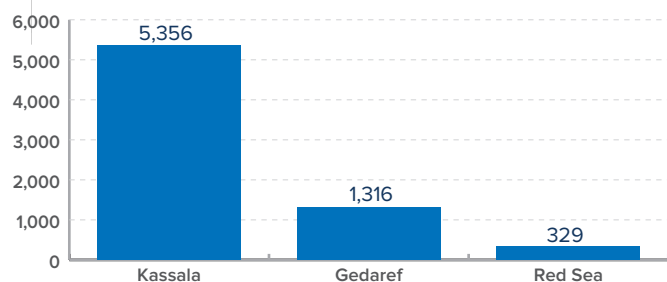


ARRIVAL STATISTICS

Sources: COR

Total arrivals (Dec-2018)	680
Total arrivals (2018)	7,001
Number of UASC¹ (2018)	790

UNHCR continues to receive an influx of new arrivals in East Sudan, largely from Eritrea. New arrivals are received and assisted by the Sudanese Commission for Refugees (COR) at the border where they are temporarily hosted in reception centres. Within 1-2 weeks they are transported to Shagarab camps where they undergo screening, a reception process, registration, and Refugee Status Determination while receiving life-saving services and shelter. Recognized refugees receive COR ID cards.

ARRIVAL BY NATIONALITY (Jan-Dec 2018)

ARRIVALS TREND (Jan-Dec 2018)

YEARLY ARRIVAL TREND (2015-2018)

MONTHLY ARRIVAL OF ERITREANS (2017-2018)

ARRIVALS BY STATE OF ENTRY (Jan-Dec 2018)

COR/UNHCR REGISTRATION STATISTICS (2018)

Sources: COR, UNHCR

BY COUNTRY OF ORIGIN

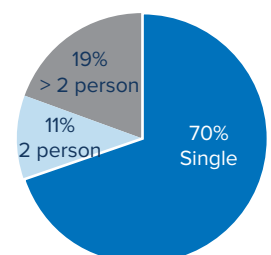
	Eritrean	Ethiopian	Somali
Registration	3,275	30	243
RSD² completed	1,381	4	79

TOTAL REGISTERED IN 2018 = 3,548

TOTAL RSD IN 2018 = 1,464

AGE-GENDER RATIO

Age (years)	Male	Female
0-4	7%	6%
5-11	8%	8%
12-17	7%	6%
18-59	29%	26%
60+	2%	1%

FAMILY SIZE


1: UASC = Unaccompanied and separated children

2: RSD = Refugee Status Determination process

There was a 2 months waiting period for registration in Shagarab, which has been reduced to 72 hours since the end of September 2018.