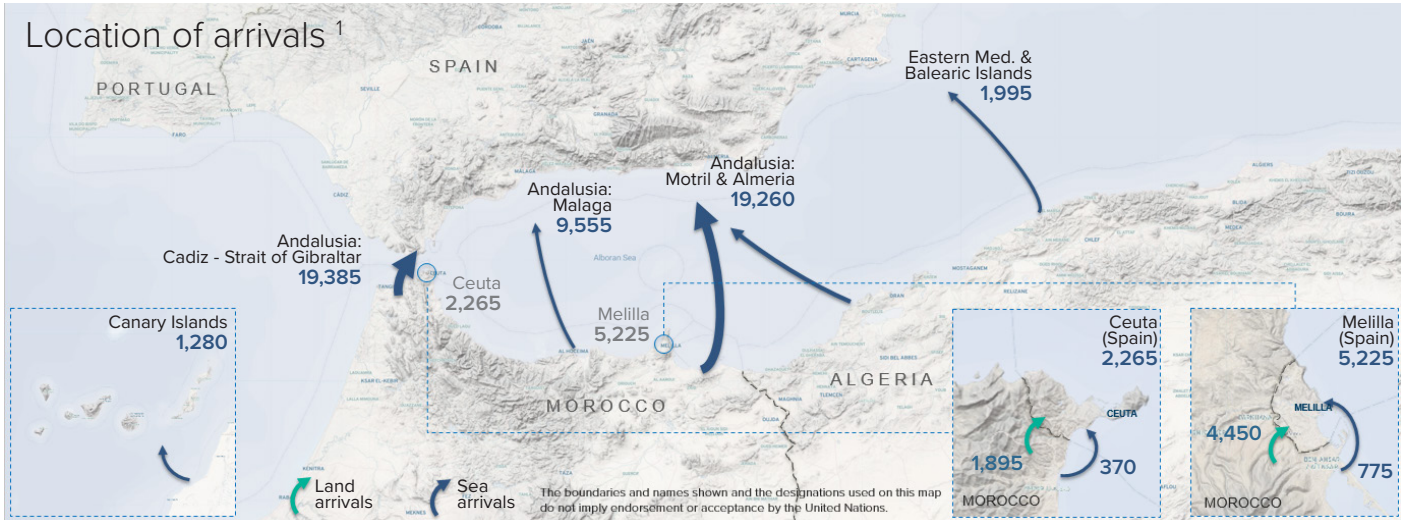


# SPAIN SEA AND LAND ARRIVALS

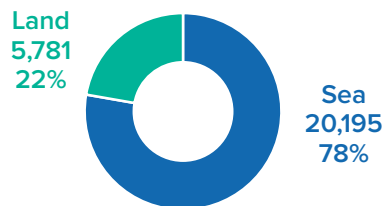
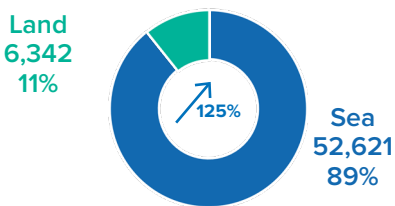
As of 30 November 2018



**58,963** Jan-Nov 2018

**25,976** Jan-Nov 2017

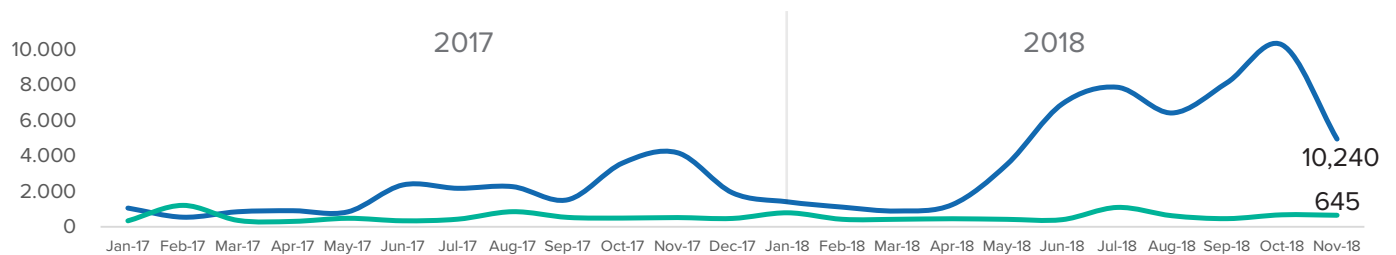
**Dead and Missing**



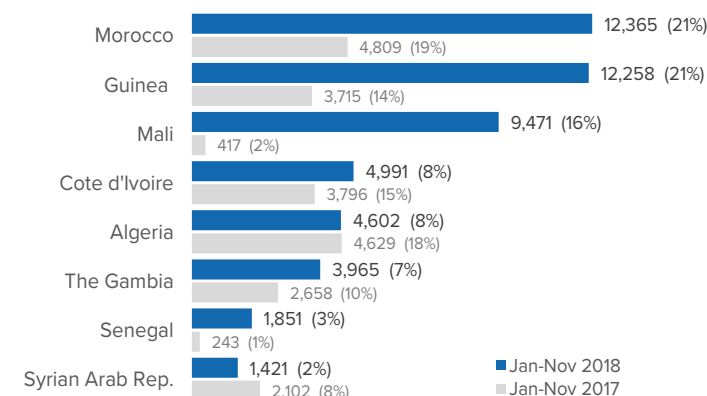
**748** Jan-Nov 2018  
**187** Jan-Nov 2017

↑ 300%

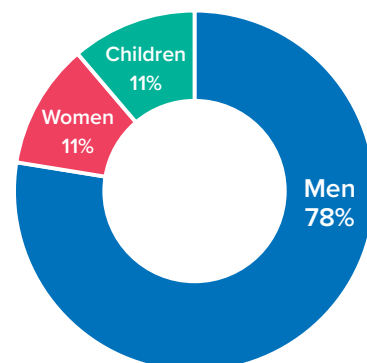
## Arrivals trend by month



## Most common nationalities of arrivals



## Demography of Arrivals



Source: [data2.unhcr.org/en/situations/mediterranean](https://data2.unhcr.org/en/situations/mediterranean)

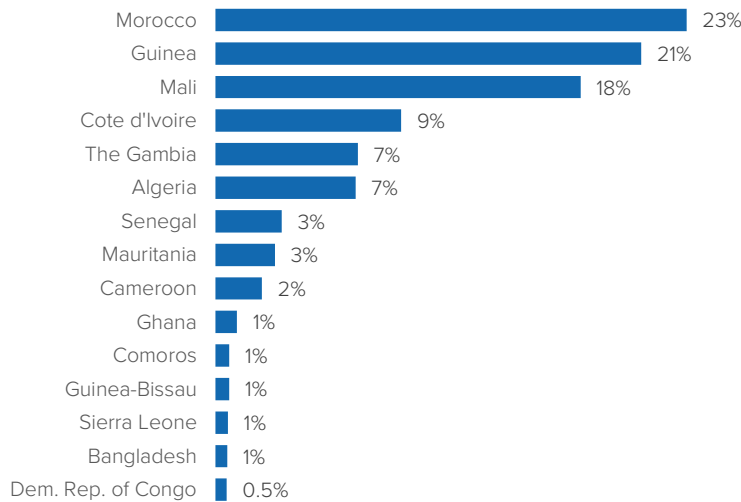
<sup>1</sup> Proportion of arrivals via the Strait of Gibraltar, Malaga, Motril and Almeria in Andalusia is based on UNHCR estimates.

<sup>2</sup> Sea arrivals to mainland, Canary and Balearic Islands.

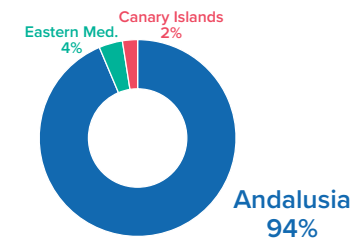
<sup>3</sup> Included Land and Sea arrivals.

ARRIVALS to Andalusia, Eastern Med. & Canary Islands <sup>2</sup>: **51,476** Jan-Oct 2018 ↑ **163%** Dif. 2017

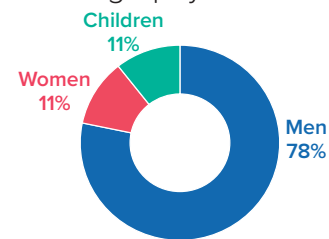
### Most common nationalities



### Arrivals by region

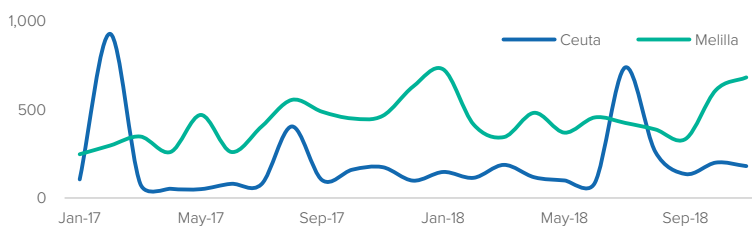


### Demography of arrivals

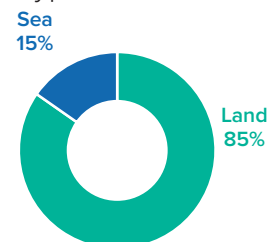


ARRIVALS to Ceuta & Melilla <sup>3</sup>: **7,487** Jan-Sep 2018 ↑ **+12%** Dif. 2017

### Arrivals trend by month

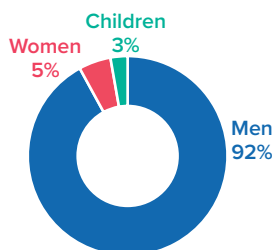


### Type of arrivals

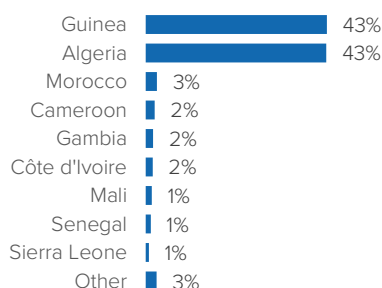


**Ceuta: 2,261**

### Demography of arrivals

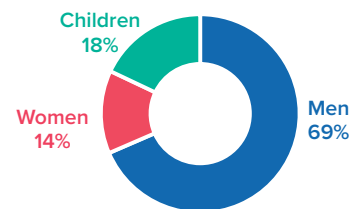


### Most common nationalities



**Melilla: 5,226**

### Demography of arrivals



### Most common nationalities

