

ITALY Sea arrivals dashboard

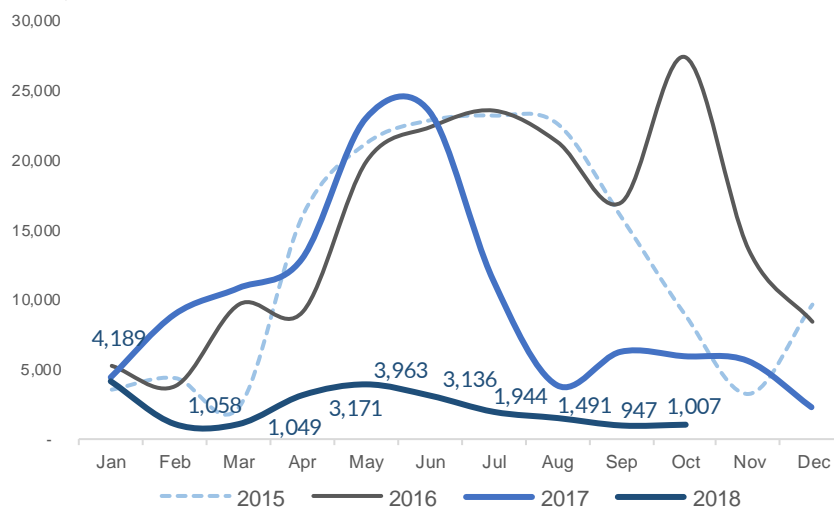
Overview

21,955 Jan - Oct 2018 ¹
111,397 Jan - Oct 2017 ¹

Between 1 January and 31 October 2018, 21,955 persons arrived in Italy by sea. This is an 80 per cent decrease compared to sea arrivals in the same period last year (111,397). In October 2018, 1,007 persons reached Italian shores. This is largely comparable with arrival numbers in the previous month, when 947 disembarked in southern Italy. However, it is a reduction compared to monthly arrival numbers up to August 2018. The reduction is even more significant compared to the almost 6,000 refugees and migrant arrivals recorded at landing points in southern Italy in October 2017, and to the over 27,300 who arrived in October 2016.

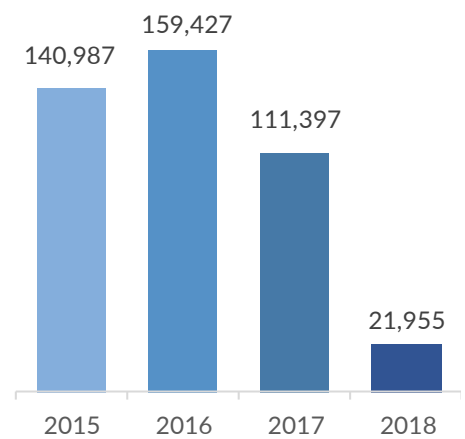
Monthly sea arrivals

January 2015 to October 2018



Yearly sea arrivals

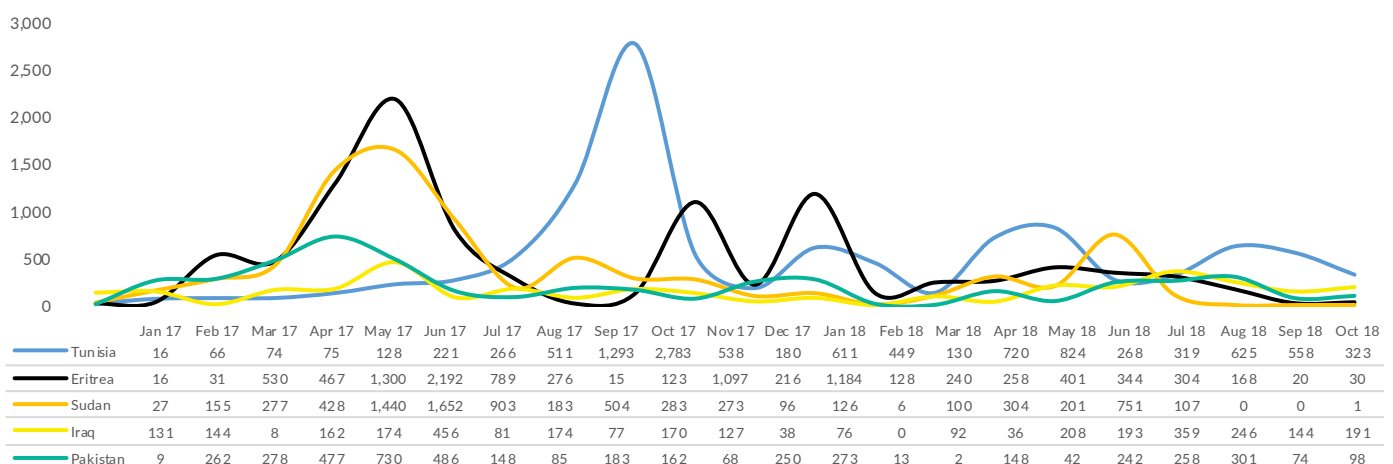
January to October, 2015-2018



Nationality of arrivals

Between 1 January and 31 October 2018, 22 per cent of all arrivals originated from Tunisia, followed by Eritrea (14 per cent), Sudan (7 per cent), Iraq (7 per cent), Pakistan (7 per cent), Nigeria (6 per cent), Algeria (5 per cent), Côte d'Ivoire (5 per cent), Mali (4 per cent), and Guinea (4 per cent). The vast majority of sea arrivals in October 2018 originated from Tunisia, with 323 reaching Italian shores, accounting for some 32 per cent of monthly sea arrivals. However, their numbers decreased compared to August and September 2018, when 625 and 558 disembarked in southern Italy, respectively. Furthermore, significant numbers of Iraqi (191) and Pakistani (98) nationals arrived by sea in October 2018, having embarked in Turkey and Greece. The numbers of Algerians arriving by sea in October 2018 is also significant, with 123 reaching Italian shores, most commonly in Sardinia. Notably, 30 Eritreans and one Sudanese were registered at landing points in October 2018. While these numbers are comparable to September 2018, they are significantly lower than in previous months this year.

Most common nationalities of arrivals - January 2017 to October 2018

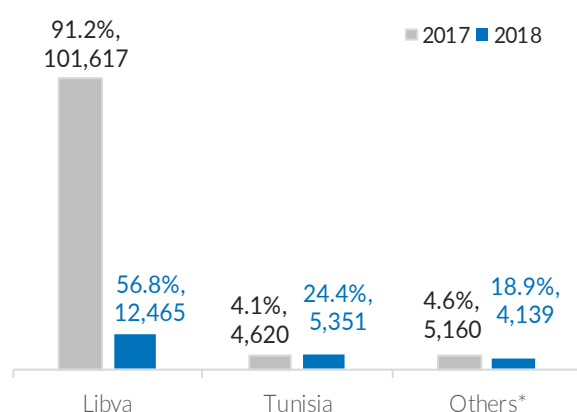


Country of embarkation and demographics of arrivals

While Libya remains the main country of departure for persons arriving in Italy by sea, departures from Libya have dropped significantly compared to last year. Between 1 January and 31 October 2018, 12,465 persons (65 per cent of arrivals) crossed from Libya, compared to 91 per cent (101,617 persons) in the same period last year. In the same period, 14,249 persons were rescued/intercepted at sea by the Libyan Coast Guard and returned to Libya. In October 2018, 67 persons reached Italian shores having departed from Libya. Conversely, the proportion of departures from Tunisia increased significantly. In the first nine months of 2018, 24 per cent of arrivals (5,351 persons) departed from Tunisia, compared to 4 per cent in the same period last year. Most refugees and migrants embarking in Tunisia reached the island of Lampedusa. Another 19 per cent of sea arrivals embarked from other countries, including most commonly Turkey, but also Greece and Algeria.

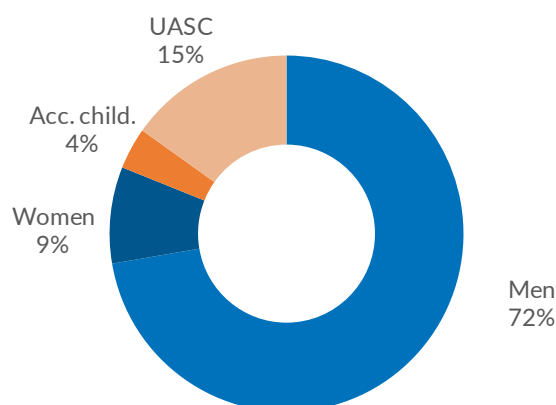
Country of embarkation

January to October 2017 and 2018



Demographics of arrivals

January to October 2018



* Others include Turkey and Greece

Between 1 January and 31 October 2018, most sea arrivals were men (72 per cent), followed by unaccompanied and separated children (15 per cent), adult women (9 per cent), and accompanied children (4 per cent). Between 1 January and 31 October 2018, 3,346 UASC reached Italian shores. Further information on UASC arrivals in Italy can be found in the [October 2018 Italy - Unaccompanied and Separated Children \(UASC\) Dashboard](#).

Nationality and demographics of arrivals – January to October 2018

