



Ministry of Labour Syrian Refugee Unit -- Monthly Progress Report

# Syrian Refugee Unit Work Permit Progress Report October 2018

Timeframe	Report includes data gathered through Oct 31, 2018
Report compiled by	Syrian Refugee Unit at the Ministry of Labour
Date submitted	7/11/2018

## Introduction

This report was compiled by the Ministry of Labour's (MOL) Syrian Refugee Unit (SRU) and will provide the following:

- Total work permits issued to Syrian refugees.
- Disaggregation of work permits data by gender, type of permit, and location.
- Camp-specific work permits issuances.

January 1, 2016 to Oct 31, 2018	<b>122,224</b> permits issued
Oct, 2018	<b>4,877</b> permits issued
January 1, 2018 to Oct 31, 2018	<b>38,719</b> permits issued
<i>Of which issued from camps February 2017 to Oct 31, 2018</i>	<b>22,484</b> permits issued



Ministry of Labour Syrian Refugee Unit -- Monthly Progress Report

## Highlights

- 4,877WP's were issued in Oct 2018, this figure shows a slight increase compared to Sep 2018 of 4,660WP's, and a significant increase than last year average of 3893WP's.
- During Oct 2018, 1,153 flexibleWP's were issued in the construction sector under the umbrella of the General Federation of Jordanian Trade Unions (GFJTU), with total of 18,247 WP's.
- 2,320 flexible WP's were issued in Oct 2018 in the agriculture sector under the umbrella of the cooperatives, with total of 43,740WP's.
- The Seventh Grace Period for Syrian refugees Work Permits valid until 31 December 2018.
- On June 3, 2018, the Ministry of Labour Issued a circular regarding the Cabinet decision on excluding Syrian Refugees working in the manufacturing sector from the reduction of foreign labour percentages reduction under the NEEP.
- During Oct 2018, there was a marked increase in the preparation of temporary work permits for cash-for-work projects.
- On Oct 30, 2018 Ministry of Labour Issued a circular that allows Syrian refugees to move freely between sectors without any of the restrictions imposed on other nationalities of migrant workers.



Ministry of Labour Syrian Refugee Unit -- Monthly Progress Report

## Analysis

- **Work Permit Issuances by Gender**

Period	Male	Female	Total
January 1, 2016 to Oct31, 2018	116,942 (96%)	5,282 (4%)	122,224
Oct2018	4,602 (94%)	275 (6%)	4,877
January 1, 2018 to Oct31, 2018	36,952 (95%)	1,767 (5%)	38,719
January 1, 2017 to Oct31, 2017	32,550 (94%)	2,085 (6%)	34,635
January 1, 2016 to Oct31, 2016	31,385 (98%)	479 (2%)	31,864

- **Work Permit Issuances by Type**

Type	Oct2018	Acc / 2018
First-Time Issuance	958	12,260
Renewal	1,971	16,785
Change of Workplace	1,818	8,812
Social Security Purposes <sup>1</sup>	32	495
Recruitment <sup>2</sup>	0	0
Temporary Permits <sup>3</sup>	98	367

- **Work Permit Issuances by Governorate**

<sup>1</sup>For purposes of collecting the social security entitlements, work permits may be renewed.

<sup>2</sup> Recruitment involves hiring non-Jordanian workers while they are still in their country of origin and bringing them to Jordan for work.

<sup>3</sup>Based on new instructions and a circular related to employment for cash-for-work projects, short-term work permits were introduced.



وزارة العمل

Ministry of Labour Syrian Refugee Unit -- Monthly Progress Report

Governorate	# w p Oct 2018	# w p 2018	Governorate	# w p Oct2018	# w p 2018
Amman	1,265	14,466	Karak	45	571
Madaba	34	282	Ma'an	14	156
Irbid	1,777	11,094	Zarqa	1,311	7,800
Jerash	316	3,044	Mafraq	38	681
Ajloun	2	131	Tafila	6	116
Balqa	65	371	Aqaba	4	7
<b>Oct2018</b>	<b>4,877</b>				
<b>Acc 2018</b>	<b>38,719</b>				

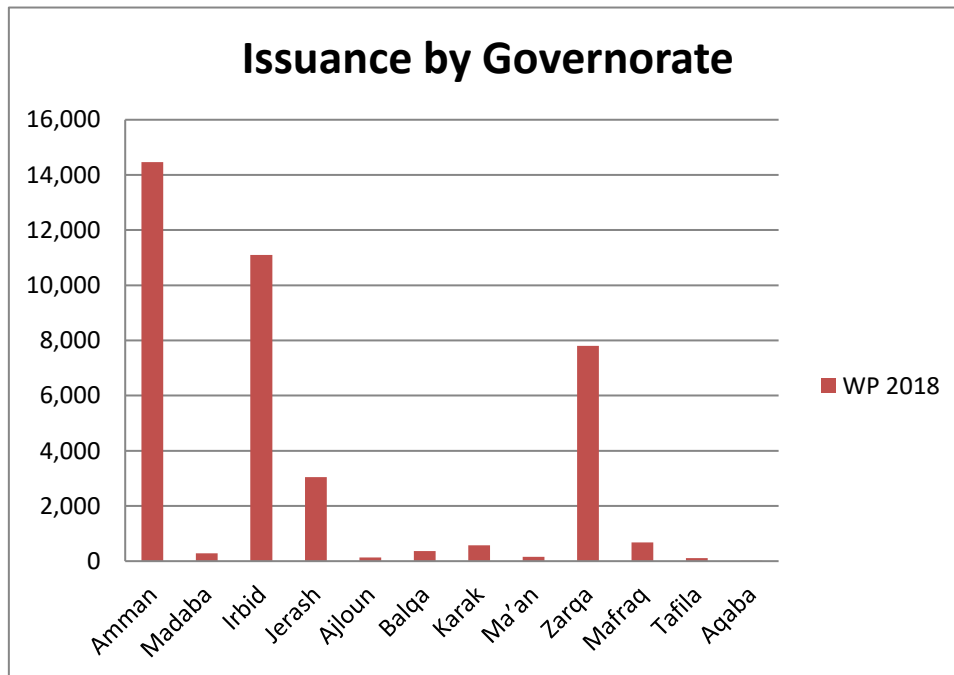


Figure 1: Work Permit Issuances by Governorate Acc 2018.



Ministry of Labour Syrian Refugee Unit -- Monthly Progress Report

• **Work Permits Oct 2018 by Economic Activity, comparing with Oct 2017.**

Economic Activity/Field	Oct2017	Share of Work Permit Issuances	Oct2018	Share of Work Permit Issuances	# WP's change
Agriculture, forestry, and fishing	3,006	60.9%	2,592	53.1%	-414
Mining and quarrying	2	0.0%	3	0.1%	1
Manufacturing	291	5.9%	278	5.7%	-13
Electricity, gas, steam and air conditioning	0	0.0%	0	0.0%	0
Water supply, sewage, waste management activities	110	2.2%	25	0.5%	-85
Construction	746	15.1%	1229	25.2%	483
Wholesale and retail trade; repair of motor vehicles	211	4.3%	192	3.9%	-19
Transportation and storage	8	0.2%	7	0.1%	-1
Hospitality and food service activities	229	4.6%	257	5.3%	28
Information and communication	6	0.1%	2	0.0%	-4
Financial and insurance activities	1	0.0%	0	0.0%	-1
Real estate activities	0	0.0%	2	0.0%	2



## Ministry of Labour Syrian Refugee Unit -- Monthly Progress Report

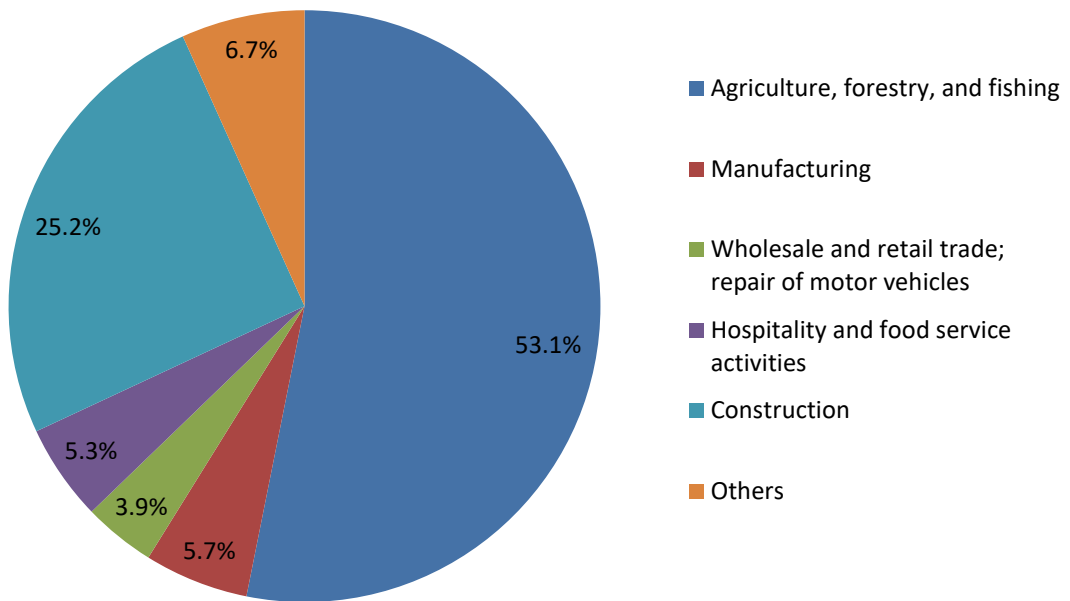
Professional, scientific and technical activities	6	0.1%	6	0.1%	0
Administrative and support service activities	139	2.8%	162	3.3%	23
Public administration and defense; compulsory social	94	1.9%	31	0.6%	-63
Education	19	0.4%	11	0.2%	-8
Human health and social work activities	4	0.1%	2	0.0%	-2
Arts, entertainment and recreation	2	0.0%	2	0.0%	0
Other service activities	50	1.0%	61	1.3%	11
Activities of households as employers; undifferentiated goods and services-producing activities of households for own use.	11	0.2%	12	0.2%	1
Activities of extraterritorial organizations and bodies	3	0.1%	3	0.1%	0
<b>Total</b>	<b>4,938</b>	<b>100.0%</b>	<b>4,877</b>	<b>100.0%</b>	<b>-61</b>

Work Permit Issuances by Economic Activity Oct, 2018 comparing with Oct, 2017



Ministry of Labour Syrian Refugee Unit -- Monthly Progress Report

### Issuance by Economic Activity (All Governorates)



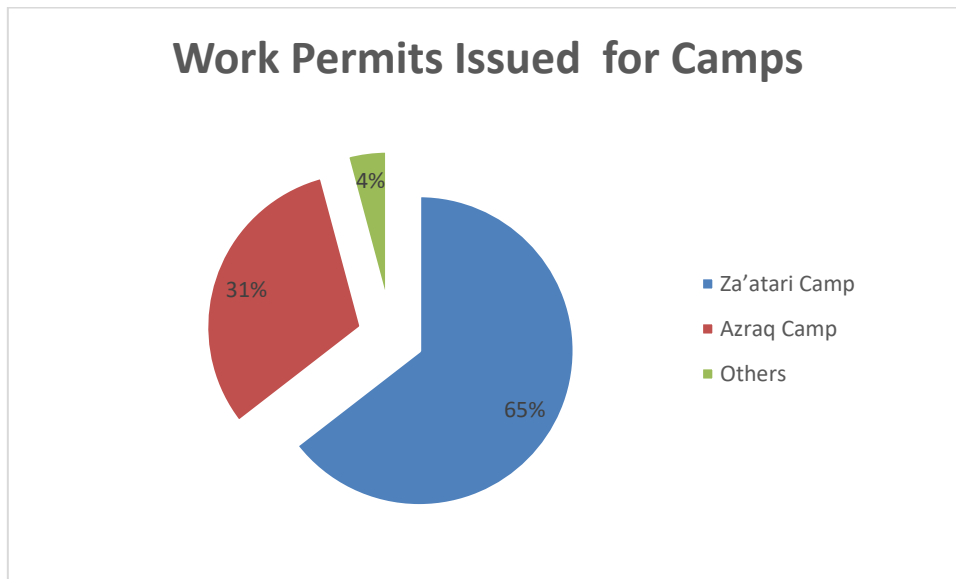
• Figure 2: Work Permit Issuances by Economic Activity Oct, 2018.



Ministry of Labour Syrian Refugee Unit -- Monthly Progress Report

• **Work Permit Issuances by CampAcc 2018.**

Camp	Work Permits Issued
Za'atari Camp	15,961
Azraq Camp	7,745
Cyber Camp	54
Mreijeb Camp	935
Unknown or Old Record	43
<b>Total</b>	<b>24,738</b>



**Figure3: Work Permit Issuances by Camp (1/2/2017 to 31/10/2018)**