

Total Active Registered Syrians **673,193**



547,078

81.3%



126,115

18.7%

Standard Age and Gender

Age	0-4	5-11	12-17	18-35	36-59	60+	Total	%
Female	49,743	71,758	44,798	97,976	59,267	15,129	338,671	50.3%
Male	52,946	75,667	46,945	95,935	52,369	10,660	334,522	49.7%
Total	102,689	147,425	91,743	193,911	111,636	25,789	673,193	100%
	15.3%	21.9%	13.6%	28.8%	16.6%	3.8%		

Place of Origin

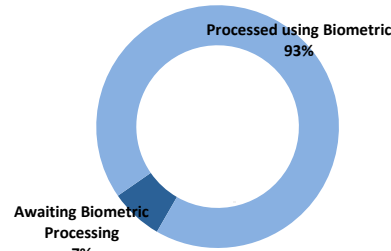
Dar'a	275,310	40.9%
Homs	106,333	15.8%
Rural Damascus	78,844	11.7%
Aleppo	73,301	10.9%
Damascus	49,334	7.3%
Hama	36,519	5.4%
Ar-raqqa	18,067	2.7%
Idleb	11,776	1.7%
Deir-ez-zor	7,342	1.1%
Al-hasakeh	5,585	0.8%
Quneitra	2,868	0.4%
As-sweida	1,660	0.2%
Lattakia	1,378	0.2%
Tartous	386	0.1%
Other	4,490	0.7%

Specific Needs

Serious medical condition	54,726	8.1%
Child at risk	39,413	5.9%
Specific legal and physical protection needs	33,479	5.0%
Disability	22,198	3.3%
Single parent	19,758	2.9%
Woman at risk	15,145	2.2%
Older person at risk	6,223	0.9%
Unaccompanied or separated child	3,111	0.5%
Total	194,053	28.8%

* An individual can have more than one specific need

Biometric Statistics (IRIS)



Registration Trend

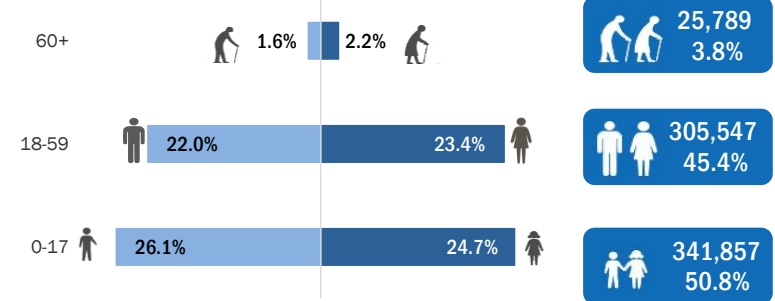
2011	2,361	0.2%
2012	129,337	12.1%
2013	665,152	62.4%
2014	121,374	11.4%
2015	41,030	3.9%
2016	53,624	5.0%
2017	28,682	2.7%
2018	23,553	2.2%

Arrivals

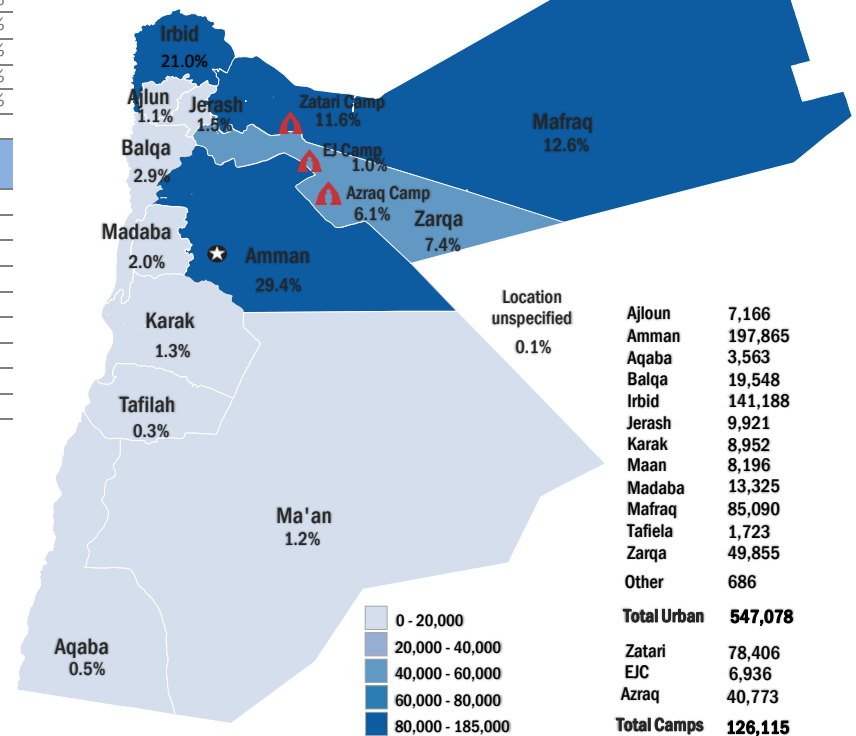
Pre-2011	10,810	1.6%
2011	22,240	3.3%
2012	161,977	24.1%
2013	271,290	40.3%
2014	63,999	9.5%
2015	14,766	2.2%
2016	25,572	3.8%
2017	2,891	0.4%
2018	1,528	0.2%

* The new arrivals excludes newborn babies who will be represented under the registration trend

Age-Gender Breakdown

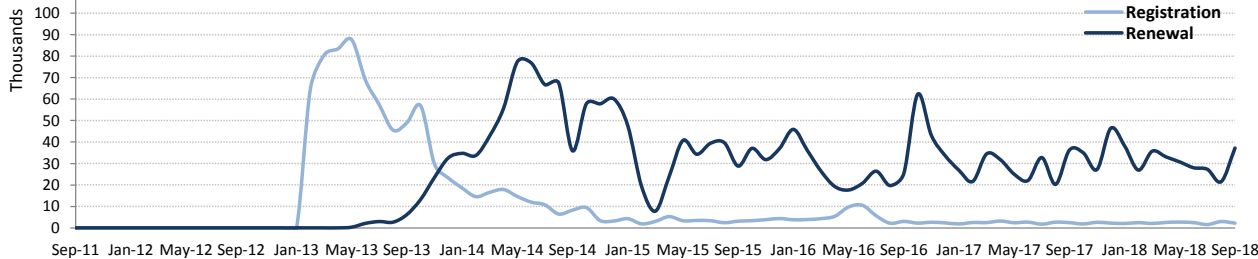


UNHCR Registered Syrians



* Coloured map only reflects refugees living outside camps.

Syrian Registration Trend since 01 March 2011



Interagency Portal: <http://data.unhcr.org/Syrianrefugees>

UNHCR on the web: <http://www.unhcr.org> ; <http://www.unhcr.org>

UNHCR on Social network: <http://www.facebook.com/UNHCRJordan> ; <http://twitter.com/ZaatariCamp>