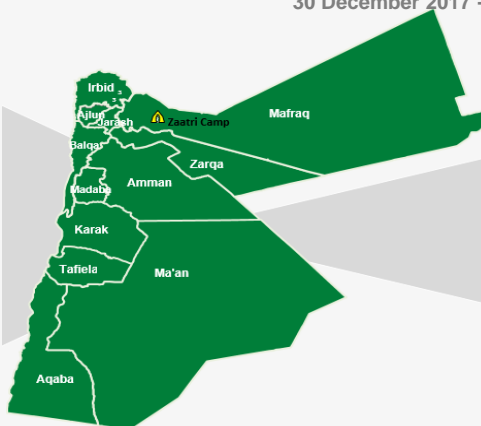
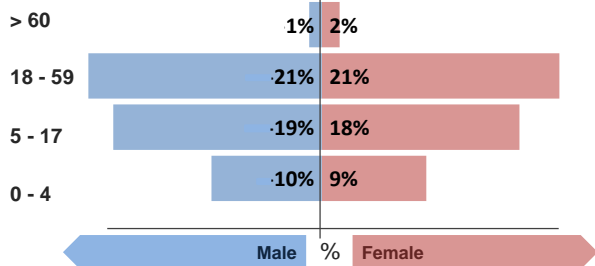




Refugee population

Total refugee population: **79,035**

Demographic breakdown:



Key facts

Camp opened: **July 2012**

Indicators at a glance

1 Health utilisation rate	9.2	✗
2 Number of consultations per clinician per day	36	✓
3 Hospitalisation rate (/1000/month)	3.7	
4 % deliveries attended by skilled personnel	98%	✓
5 Crude Mortality Rate (CMR) (/1000/month)	0.3	✓
6 Under-five Mortality Rate (U5MR) (/1000/month)	0.4	✓
7 Neonatal Mortality Rate (NNMR) (/1000 livebirths)	9.9	✓

Notes

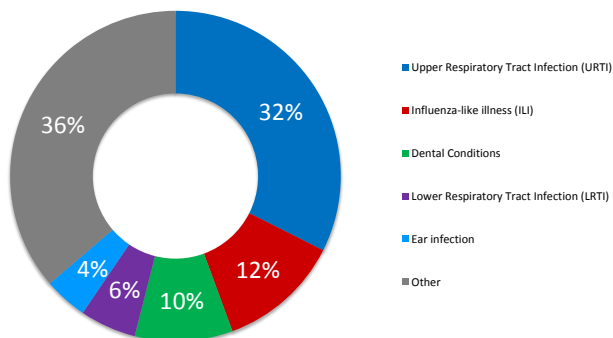
This public health profile for Za'atri refugee camp is compiled from health facility data from the following partners:

- IMC Clinic
- JHAS Clinic
- Moroccan Field Hospital
- RAF Qatari Clinic
- Saudi Clinic
- IRC Clinic
- AMR Clinic 1 (Comprehensive Charitable Medical Center)
- AMR Clinic 2 (Maternity and Childhood center)

Data is collected using standardised Health Information System (HIS) data collection and

Morbidity

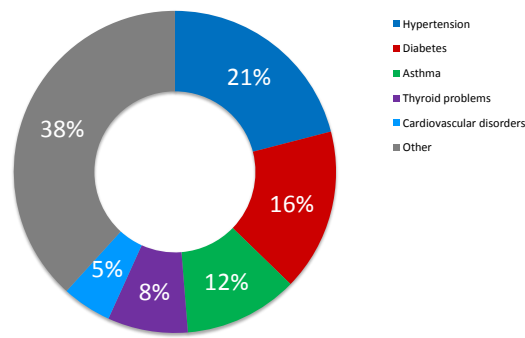
Acute health conditions (%)



Top 5 acute health conditions

Rank	Condition	% morbidity	# of cases
1	Upper Respiratory Tract Infection (URTI)	32%	31,611
2	Influenza-like illness (ILI)	12%	11,688
3	Dental Conditions	10%	9,339
4	Lower Respiratory Tract Infection (LRTI)	6%	5,368
5	Ear infection	4%	4,152
-	Other	36%	35,364

Chronic health conditions (%)



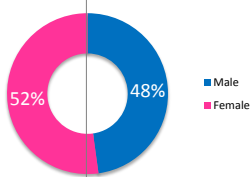
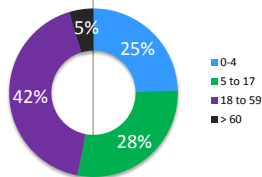
Top 5 chronic health conditions

Rank	Condition	% morbidity	# of cases
1	Hypertension	21%	5,736
2	Diabetes	16%	4,460
3	Asthma	11%	3,131
4	Thyroid problems	8%	2,204
5	Cardiovascular disorders	5%	1,362
-	Other	38%	10,465

Breakdown of acute health conditions

by age

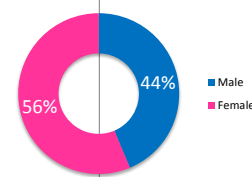
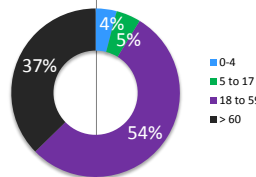
by gender



Breakdown of chronic health conditions

by age

by gender



UNHCR gratefully acknowledges the support of the following partners:



Public Health

Health Impact

	Indicator	Standard	
Crude Mortality Rate (CMR) (/1000/month)	0.3	< 0.51	✓
Under-five Mortality Rate (U5MR) (/1000/month)	0.4	< 1.5	✓
Neonatal Mortality Rate (NNMR) (/1000 livebirths)	9.9	< 14.9	✓

Access and utilization

No. of health facilities	1 : 9880	1 : < 10,000	✗
Total number of consultations	181,762		
Health utilisation rate	9.2	1 - 4	✗
No. of consultations per trained clinician per day	36	< 50	✓

Outbreak Alert and Response

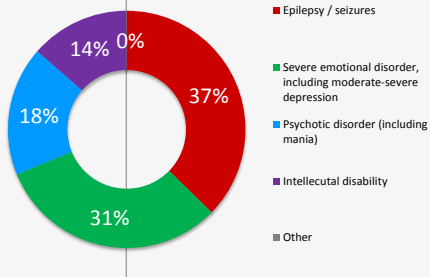
	Indicator	Standard
Number of outbreaks reported	0	
% of outbreaks investigated within 48 hours		100%

Laboratory

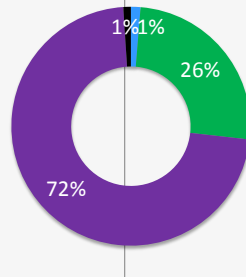
Number of laboratory samples	39,045
------------------------------	--------

Breakdown of mental health conditions

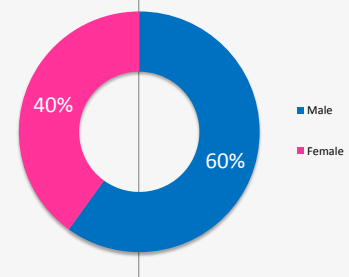
By cause



By age

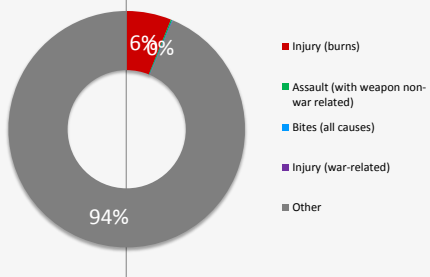


By gender

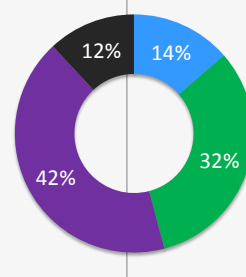


Breakdown of injuries

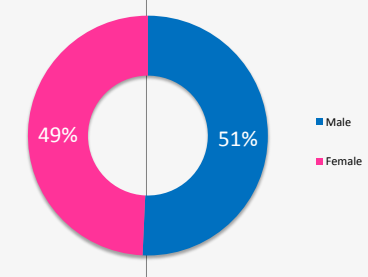
By cause



By age



By gender



In-patient and referral

In-patient department

	Indicator	Standard	
Hospitalisation rate (/1000/year)	44.6	50 - 150	✗
Bed occupancy rate	22%	> 75%	✗
Mean length of stay for authorised discharges (days)	0.9		

Overall case fatality rate

0%

Proportion of deaths within 24 hours of admission

0%

Reproductive Health

Antenatal care

	Indicator	Standard	
Coverage of antenatal care (4 or more visits)	73%	≥ 90%	✗
Coverage of TT vaccination	71%	≥ 90%	✗
Coverage of anaemia screening in pregnancy	94%	≥ 90%	✓

Delivery care

Proportion of deliveries attended by skilled personnel	98%	≥ 90%	✓
Proportion of deliveries performed by caesarean section	42%	5 - 15%	✗
Proportion of low birth weight deliveries (<2500g)	0%	< 15%	✓

Maternal mortality

Number of maternal deaths reported	1		
% of maternal deaths investigated	#DIV/0!	100%	

Postnatal care

	Indicator	Standard	
Coverage of postnatal care	70%	≥ 90%	✗

Sexual and Gender-based Violence

Incidence of rape (reported cases/10,000/year)*	0.0		^	✗
% of rape survivors who received PEP** < 72 hours		100%	^	✗
% of rape survivors who received ECP*** < 120 hours		100%	^	✗
% of rape survivors who received STI**** prophylaxis < 2 wks		100%	^	✗

*Only includes rapes reported at health facilities **Post-exposure prophylaxis ***Emergency contraceptive pill ****Sexually transmitted infection



View interactive maps and statistics online
<http://twine.unhcr.org>

Legend:

- Standard met
- Standard borderline
- Standard not met
- Interpret data with care
- Data missing

