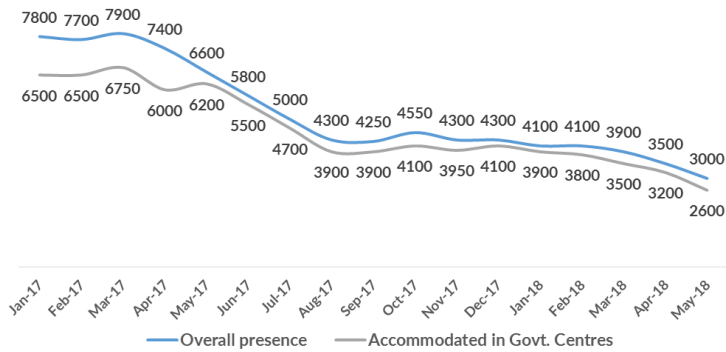


Serbia

May 2018

Presence of new refugees, asylum-seekers and migrants



Total (observed) arrivals – May:
Total (observed) arrivals – April:

783 ↑
349

Total (observed) arrivals of unaccompanied/separated children – May:
Total (observed) arrivals of unaccompanied/separated children – April:

90 ↑
50

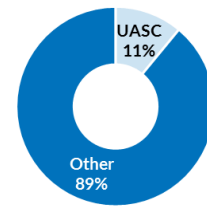
Total occupancy of government centres – end May:
Total occupancy of government centres – end April:

2,600 ↓
3,200

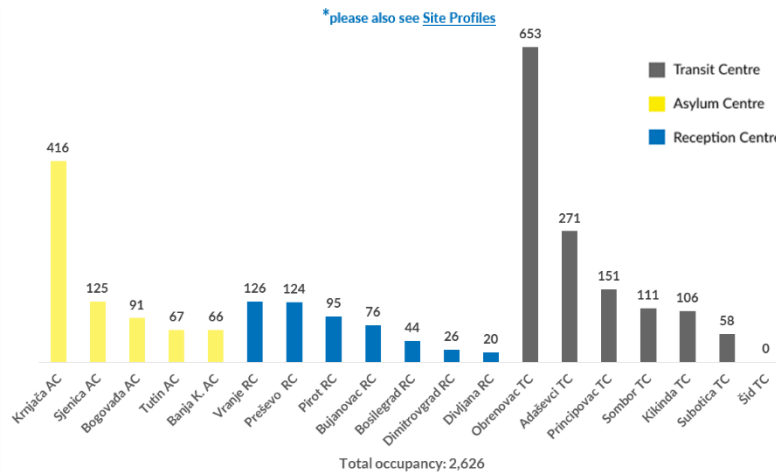
Total presence of refugees/migrants/asylum-seekers – end May:
Total presence of refugees/migrants/asylum-seekers – end April:

3,000 ↓
3,500

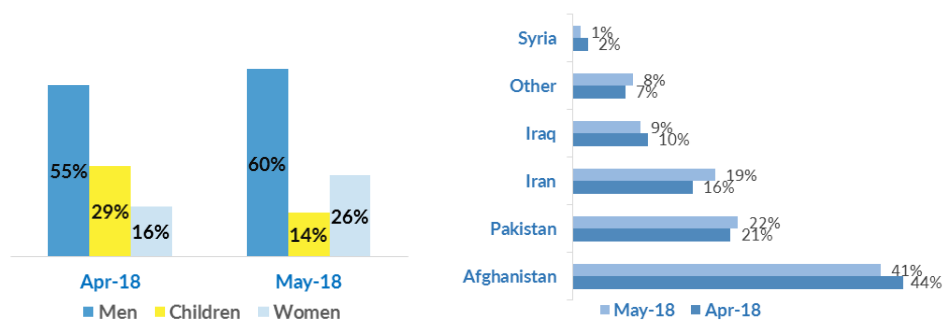
UASC among total observed arrivals
Jan 2017 - May 2018



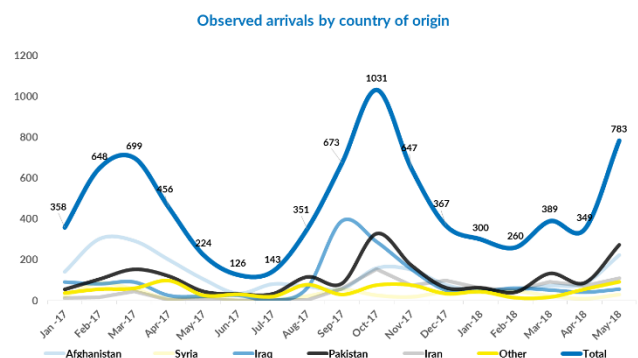
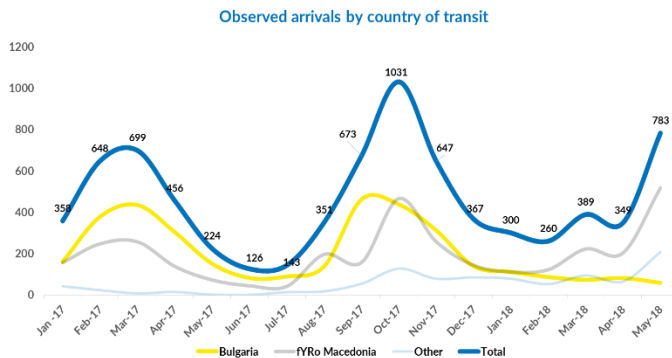
Occupancy of Asylum, Reception and Transit Centres - end May



Profile of new refugees/migrants/asylum-seekers



Observed new arrivals - demographics and country of transit



Asylum processing

Applications for asylum submitted - May:
Applications for asylum submitted - April:

3 ↓
38 ↓

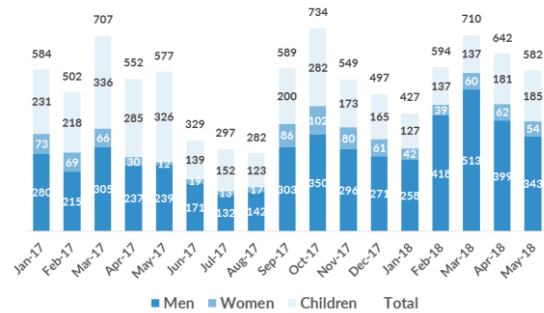
Substantive first-instance decisions - May:
Substantive first-instance decisions - April:

6 ↓
8 ↓

Positive decisions - May:
Positive decisions - April:

3 ↓
5 ↓

Registered intentions to seek asylum



Observed pushbacks

Collective expulsions from Hungary - May:
Collective expulsions from Hungary - April:

172 ↓
280 ↓

Collective expulsion from Croatia - May:
Collective expulsions from Croatia - April:

595 ↑
487 ↑

Collective expulsions from Romania - May:
Collective expulsions from Romania - April:

57 ↑
35 ↑

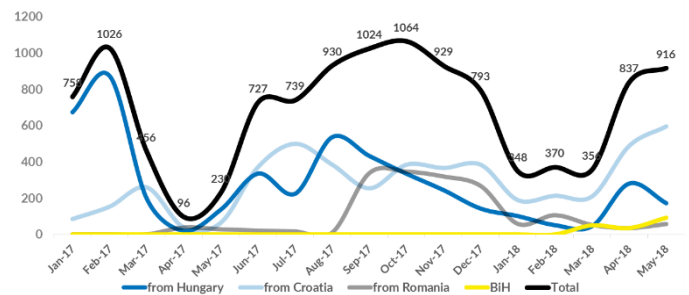
Collective expulsions from BiH - May:
Collective expulsions from BiH - April:

92 ↑
35 ↑

Pushbacks from Serbia - May:
Pushbacks from Serbia - April:

475 ↑
291 ↑

Collective expulsions into Serbia



Pushbacks from Serbia to FYR Macedonia

