

# ITALY Sea arrivals dashboard

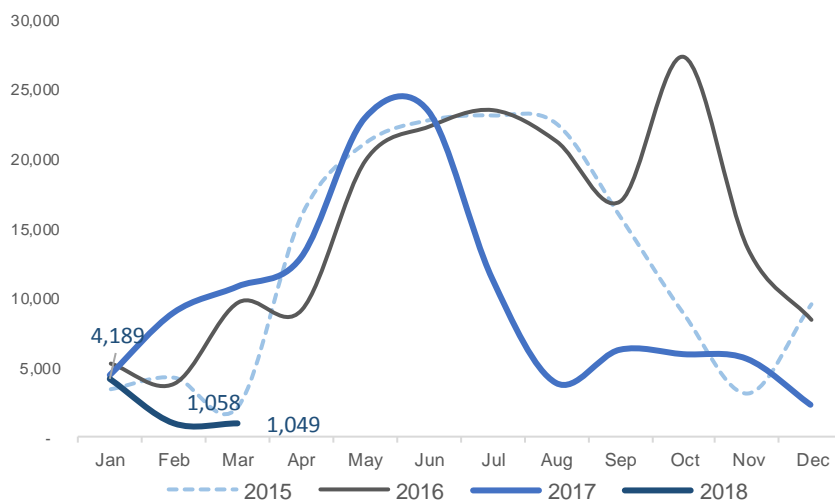
## Overview

**6,296** Jan - Mar 2018 <sup>1</sup>  
**24,292** Jan - Mar 2017 <sup>1</sup>

Between 1 January and 31 March 2018, 6,296 persons arrived in Italy by sea. This is a 74% decrease compared to sea arrivals in the same period last year (24,292). Sea arrivals in March 2018 (1,049) were lower than in any other month since late 2013. Greater engagement of the Libyan Coast Guard in search and rescue operations in the Central Mediterranean has likely contributed to lesser arrivals in Italy compared to last year.

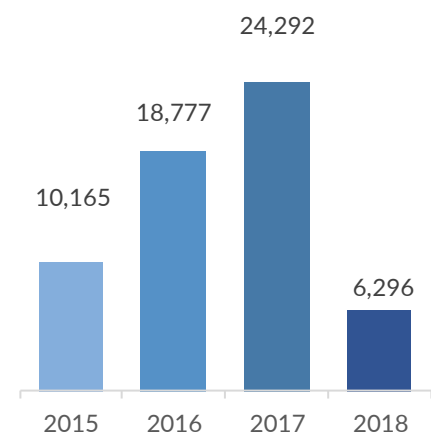
### Monthly sea arrivals

January 2015 to March 2018



### Yearly sea arrivals

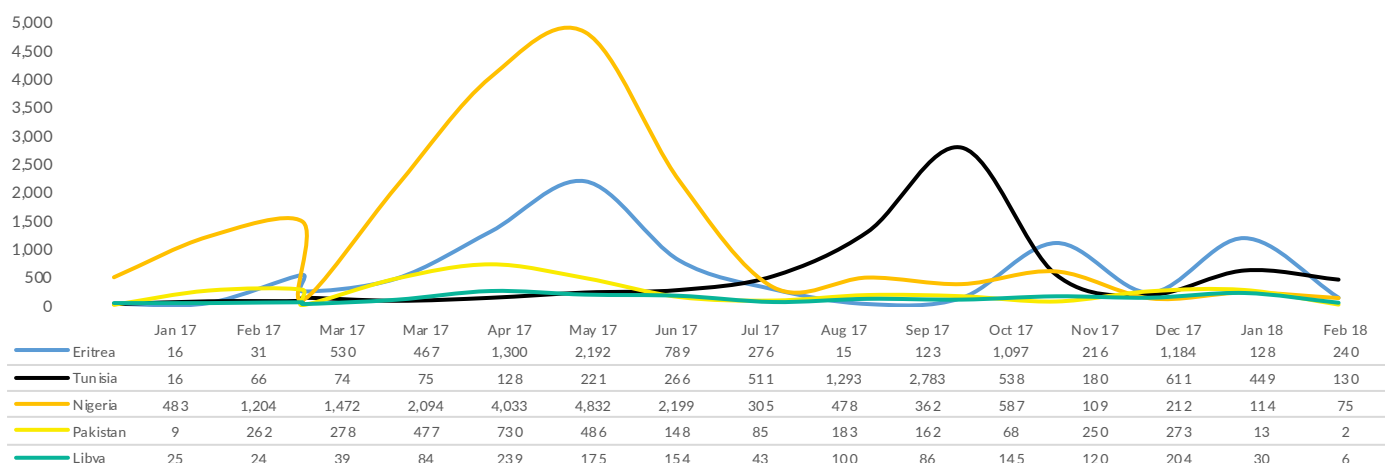
January to March, 2015-2018



## Nationality of arrivals

Between 1 January and 31 March 2018, 25% of all arrivals originated from Eritrea, followed by Tunisia (19%), Nigeria (6%), Pakistan (5%), Libya (4%), Côte d'Ivoire (4%), Sudan (4%), Guinea (4%), Senegal (3%), and Mali (3%). In the first three months of 2018, the numbers of sea arrivals belonging from the ten nationalities most commonly reaching Italian shores have been significantly lower than in the same period last year, but for Eritreans, Tunisians, and Libyans. Whereas 577 Eritreans were registered at disembarkation sites between January and March 2017, their numbers peaked to 1,552 this year so far. Similarly, while Tunisians reaching Italian shores in the first three months of 2017 stood at 156, Tunisian sea arrivals in the first three months of 2018 were 1,190. Furthermore, 240 Libyan nationals arrived by sea in 2018 so far, compared to 88 in the same period last year.

### Most common nationalities of arrivals - January 2017 to February 2018

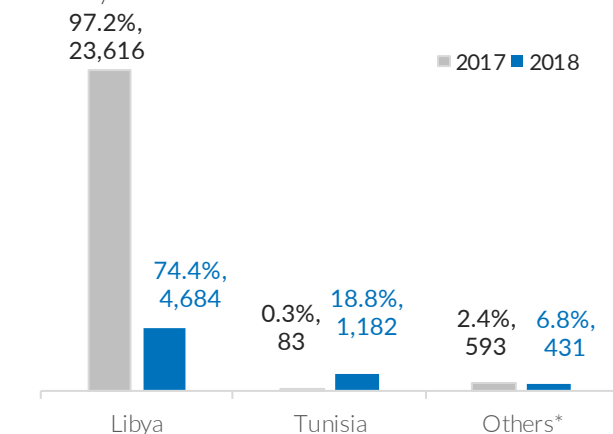


## Country of embarkation and demographics of arrivals

Between 1 January and 31 March 2018, most sea arrivals were adult men (68%), followed by UASC (15%), adult women (13%), and accompanied children (4%). While Libya remains the main country of departure for persons arriving in Italy by sea, the proportion of sea arrivals embarking in Libya is much lower than in the same period last year (74.4% in January-March 2018, compared to 97.2% in January-March 2017). The majority of new arrivals disembarked following SAR operations conducted on the high seas. However, autonomous sea arrivals also occurred, with persons reaching southern Italy from Tunisia, Turkey, and Greece. Between 1 January and 31 March 2018, 18.8% of sea arrivals departed from Tunisia, compared to 0.3% in the same period last year. Most vessels arriving autonomously were intercepted by the authorities just off the Italian coast and transferred to port sites where persons were subsequently undergoing identification procedures.

### Country of embarkation

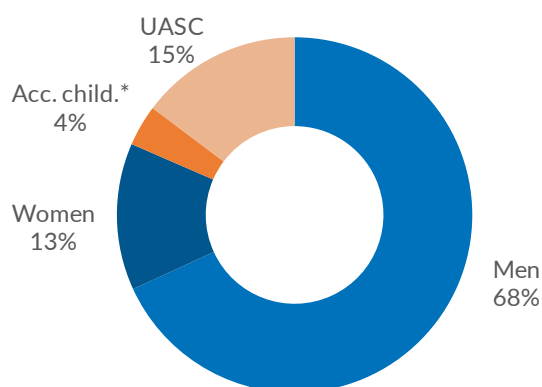
January to March 2017 and 2018



\* Others include Turkey and Greece

### Demographics of arrivals

January to March 2018



## Nationality and demographics of arrivals

Between 1 January and 31 March 2018, 25% of Eritrean and 25% of Nigerian sea arrivals were women. Furthermore, Eritrean and Nigerian women cumulatively accounted for 59% of all female sea arrivals in the first three months of 2018: 391 Eritrean women disembarked on Italian shores this year so far, compared to 100 in the same period last year. The numbers of Nigerian women registered at landing points in southern Italy have however decreased from 915 in January-March 2017 to 102 in January-March 2018.

Between 1 January and 31 March 2018, 927 UASC reached Italian shores. Consistent with a decrease in overall sea arrivals, the numbers of UASC registered at disembarkation sites in 2018 so far decreased by 73% compared to the same period last year, when 3,491 UASC arrived by sea. More detailed information on UASC arrivals can be found on the *UNHCR Italy - UASC Dashboard*.

### Nationality and demographics of arrivals – January to March 2018

