

ECDC DAILY UPDATE

2009 influenza A (H1N1) pandemic

07 January 2010
14.00 CEST

Main developments in the past 24 hours

- The Council of EU recommendations on seasonal influenza vaccination now published;
- EMA pharmacovigilance update published;
- A total of 2 039 fatal cases in Europe and EFTA countries and 11 624 in the rest of the world have been reported up to date.

This report is based on official information provided by national public health websites or through other official communication channels. Reported number of confirmed 2009 pandemic influenza A (H1N1) cases admitted to hospitals and intensive care, by country, as of 07 January 2010, 14.00 CEST in EU and EFTA countries are in Table 1. An update on the number of confirmed fatal cases for the world and Europe is presented in Table 2.

Epidemiologic update

All 27 EU and 4 EFTA countries are reporting cases of pandemic (H1N1) 2009 influenza. A total of 2 039 deaths have been reported since April 2009 (Table 2). From week 41 to 51 the numbers of deaths each had shown a steady increase almost doubling every fortnight over six weeks. The fall observed in weeks 52 and 53 was to be expected as it represents official reports placed on national web-sites and a number of Member States have not been doing this in what was a holiday week. While the most deaths have to date been in Western Europe there are increasing numbers of deaths being reported from Central and Eastern Europe. The reported cumulative fatal pandemic (H1N1) cases in the world have now passed 10,000 cases (Table 2). However, because of lack of laboratory confirmation and underreporting among other factors, this is likely to be a gross underestimation of the true number of fatalities associated with the pandemic. Available updates on hospital admissions, per Member State, can be found in Table 1.

Other updates

The Council of the European Union seasonal vaccine recommendations

The Council of the European Union meeting on the 22nd of December 2009, adopted recommendations on seasonal influenza vaccinations. These recommendations have now been published in the Official Journal of the EU and are summarised here:

- Target of 75% vaccination coverage of older age groups and people with chronic conditions by winter as early as possible and preferably by 2014-15
- Member states Action Plans and Policies to take into account:
 - Definitions of older age groups and risk groups as defined by ECDC
 - Measurement of uptake in all risk group by Member States and analyses of why some people do not wish to receive vaccination
- Education, training and information exchange on seasonal influenza and vaccination especially for
 - Health care workers
 - Risk groups and their families
 - Ways of removing obstacles to vaccination uptake
- Member states encouraged to report to the Commission on the implementation of the Recommendation, especially on vaccine coverage
- Commission to report regularly to the Council on the implementation of the Recommendation
- Commission to continue to support research on influenza through the research Framework Programmes
- ECDC to provide scientific and technical support and guidance for all the above

The council recommendations are available at:

<http://eur-lex.europa.eu/LexUriServ/LexUriServ.do?uri=OJ:L:2009:348:0071:0072:EN:PDF>

EMA pharmacovigilance update

The European Medicines Agency published on the 6th of January their Fifth Pandemic Pharmacovigilance Weekly Update. It includes information on reported adverse events after at least 29.4 million individuals including 218,000 pregnant women have been vaccinated in Europe with one of the three centrally-authorized vaccines (Celvapan, Focetria and Pandemrix). As of 27 December, 2009 a total of 11,126 reports had been received by the Eudravigilance reporting system since the authorisation of the three vaccines. As earlier, the most frequent adverse reactions that have been reported are non-serious and there is currently no evidence that the three vaccines are inducing any severe adverse events. For example, the number of reported cases of Guillain-Barré syndrome is lower than the number of cases expected to occur naturally in the vaccinated population. However, the European Medicines Agency states that every case will be carefully evaluated and closely followed.

The full update is available at: <http://www.ema.europa.eu/influenza/updates.html>

Table 1. Reported number of confirmed 2009 pandemic influenza A(H1N1) cases admitted to hospitals and intensive care, by country, as of 07 January 2010, 14.00 CEST in EU and EFTA countries.

Country (date of report)	Number of cases currently hospitalised	Cumulative number of cases admitted in hospitals	Number of cases currently in intensive care	Cumulative number of cases admitted to intensive care
Austria (17.12.)	172	-	-	-
Belgium (24.12.)	-	-	-	-
Bulgaria (13.12.)	-	-	-	-
Cyprus(05.01.)	-	-	5	26
Czech Republic (23.12.)	-	-	-	-
Denmark (06.01.)	-	-	10	81
Estonia (29.12.)	-	-	-	-
Finland (02.01.)	49	-	21	-
France (07.01.)	-	-	186	1116
Germany (05.01.)	-	-	-	-
Greece (30.12.)	-	-	-	-
Hungary (30.12.)	-	-	-	-
Iceland (10.12.)	3	180	1	20
Ireland (31.12.)	149	1034	10	87
Italy (31.12.)	-	923	-	446
Latvia (07.01.)	-	-	-	-
Liechtenstein (07.01.)	-	-	-	-
Lithuania (21.12.)	-	-	-	-
Luxembourg (27.12.)	-	-	0	0
Malta (04.09.)	-	46	-	1
Netherlands (28.12.)	31	2156	6	209
Norway (06.01.)	4	1317	2	172
Poland (22.12.)	-	-	-	-
Portugal (06.01.)	73	-	18	-
Romania (05.01.)	-	-	-	-
Slovakia (22.12.)	51	260	18	94
Slovenia (17.12.)	76	-	-	-
Spain (30.12.)	-	-	-	-
Sweden (30.12.)	-	1286	-	-
Switzerland (07.01.)	8	480	-	87
United Kingdom* (31.12.)	496	-	112	-

Note: Data for the EU and EFTA countries correspond to the Ministry of Health or surveillance centre websites. New updates with changes in figures are highlighted in gray. (-) denotes no information readily available in official sources.

* Data includes information for England only. Other cumulative hospitalisations are: Scotland (1474), Wales (438) and Northern Ireland (574).

Table 2. Reported number of new and cumulative confirmed fatal 2009 pandemic influenza A(H1N1) cases in EU and EFTA countries, and in the rest of the world by country as 07 January 2010, 14.00 CEST.

Country	Number of new fatal cases since previous national update	Cumulative number of fatal cases
EU and EFTA countries		
Austria	-	3
Belgium	-	17
Bulgaria	-	35
Cyprus	-	3
Czech Republic	-	56
Denmark	4	30
Estonia	-	10
Finland	-	36
France	26	256*
Germany	27	159
Greece	-	70
Hungary	5	57
Iceland	-	2
Ireland	-	22
Italy	-	193
Latvia	3	31
Lithuania	1	17
Luxembourg	-	3
Malta	-	3
Netherlands	-	53
Norway	-	29
Poland	10	148
Portugal	-	70
Romania	8	73
Slovakia	-	30
Slovenia	-	13
Spain	-	271
Sweden	-	25
Switzerland	3	15
United Kingdom	-	309
Total	87	2039
Other European countries and central Asia		
Albania	-	6
Armenia	-	3
Belarus	-	20
Bosnia and Herzegovina	-	10
Croatia	-	24
Former Yugoslav Republic of Macedonia	-	14
Georgia	3	18
Kosovo	-	14
Moldova	-	30
Montenegro	-	7
Russia	-	19
Serbia	5	61
Ukraine	-	202
Total	8	428
Mediterranean and Middle-East		
Algeria	-	47
Bahrain	-	7
Egypt	23	172
Iran	-	147
Iraq	-	42
Israel	-	81
Jordan	-	16
Kuwait	-	27
Lebanon	-	5
Libya	-	1
Morocco	-	50

Country	Number of new fatal cases since previous national update	Cumulative number of fatal cases
Occupied Palestinian Territory	-	23
Oman	1	31
Qatar	-	8
Saudi Arabia	-	124
Syria	-	127
Tunisia	-	18
Turkey	-	415
United Arab Emirates	-	6
Yemen	-	27
Total	24	1374
Africa		
Ghana	-	1
Madagascar	-	3
Mauritius	-	8
Mozambique	-	2
Namibia	-	1
Sao Tome & Principe	-	2
South Africa	-	93
Sudan	-	5
Tanzania	-	1
Total	-	116
North America		
Canada	-	410
Mexico	44	867
USA	130	2290
Total	174	3567
Central America and Caribbean		
Bahamas	-	4
Barbados	-	3
Cayman Islands	-	1
Costa Rica	-	47
Cuba	8	49
Dominican Republic	-	23
El Salvador	-	31
Guatemala	-	18
Honduras	-	16
Jamaica	-	7
Nicaragua	-	11
Panama	-	11
Saint Kitts and Nevis	-	2
Saint Lucia	-	1
Suriname	-	2
Trinidad-Tobago	-	5
Total	8	231
South America		
Argentina	-	617
Bolivia	1	59
Brazil	-	1632
Chile	-	150
Colombia	-	196
Ecuador	-	96
Paraguay	-	52
Peru	-	208
Uruguay	-	33
Venezuela	-	121
Total	1	3164
North-East and South Asia		
Afghanistan	-	17
Bangladesh	-	6
China (Mainland)	-	648
Hong Kong SAR China	2	55

Country	Number of new fatal cases since previous national update	Cumulative number of fatal cases
India	21	1010
Japan	-	107
Macao SAR China	-	11
Maldives	-	1
Mongolia	-	26
Nepal	-	2
Pakistan	13	14
South Korea	-	170
Sri Lanka	-	36
Taiwan	-	35
Total	36	2138
South-East Asia		
Brunei Darussalam	-	1
Cambodia	-	6
Indonesia	-	10
Laos Peoples Democratic Republic	-	1
Malaysia	-	77
Philippines	-	30
Singapore	-	19
Thailand	1	192
Vietnam	-	53
Total	1	389
Australia and Pacific		
Australia	-	191
Cook Islands	-	1
Marshall Islands	-	1
New Zealand	-	20
Samoa	-	2
Solomon Islands	-	1
Tonga	-	1
Total	-	217
TOTAL	339	13663

* Deaths reported from France include 1 in Guyana, 9 in New Caledonia, 7 in the French Polynesia, 7 in La Réunion, 1 in Martinique, 2 in Mayotte, 5 in Guadeloupe and 224 in mainland France.

Figure 1. Number of confirmed deaths among 2009 pandemic influenza A(H1N1) cases by week of notification in EU and EFTA countries

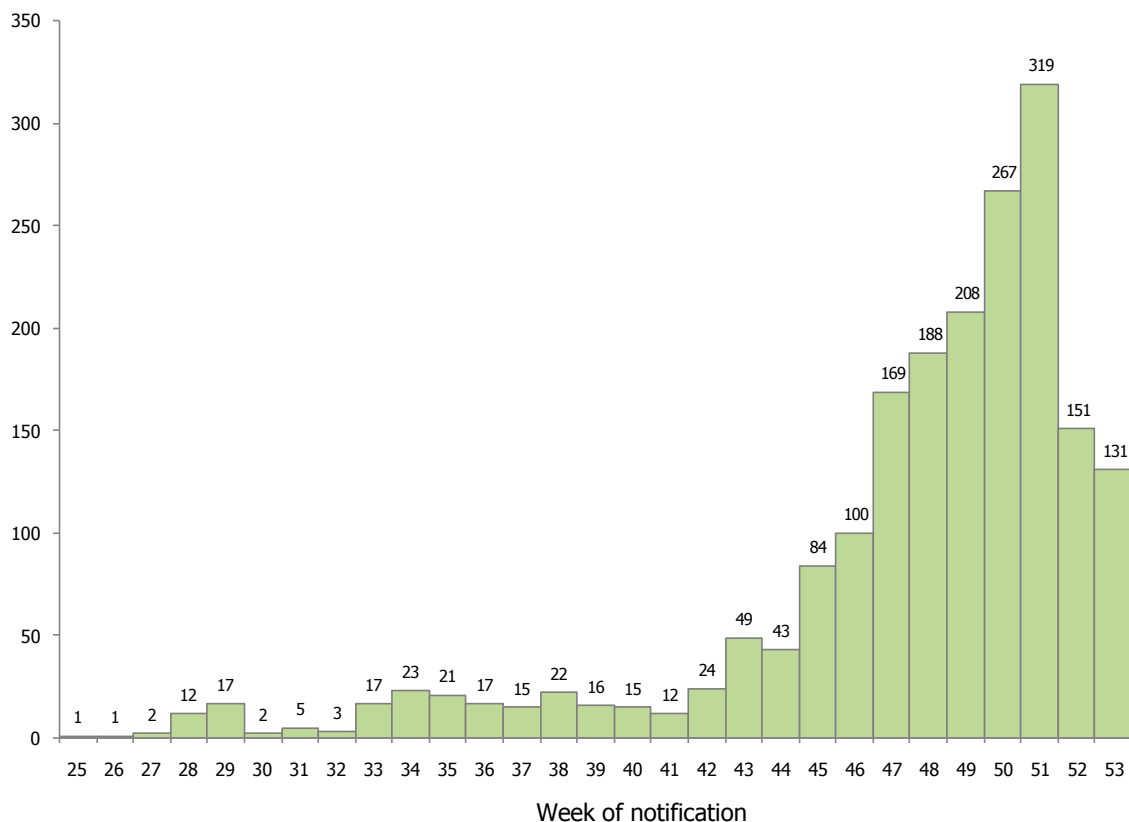
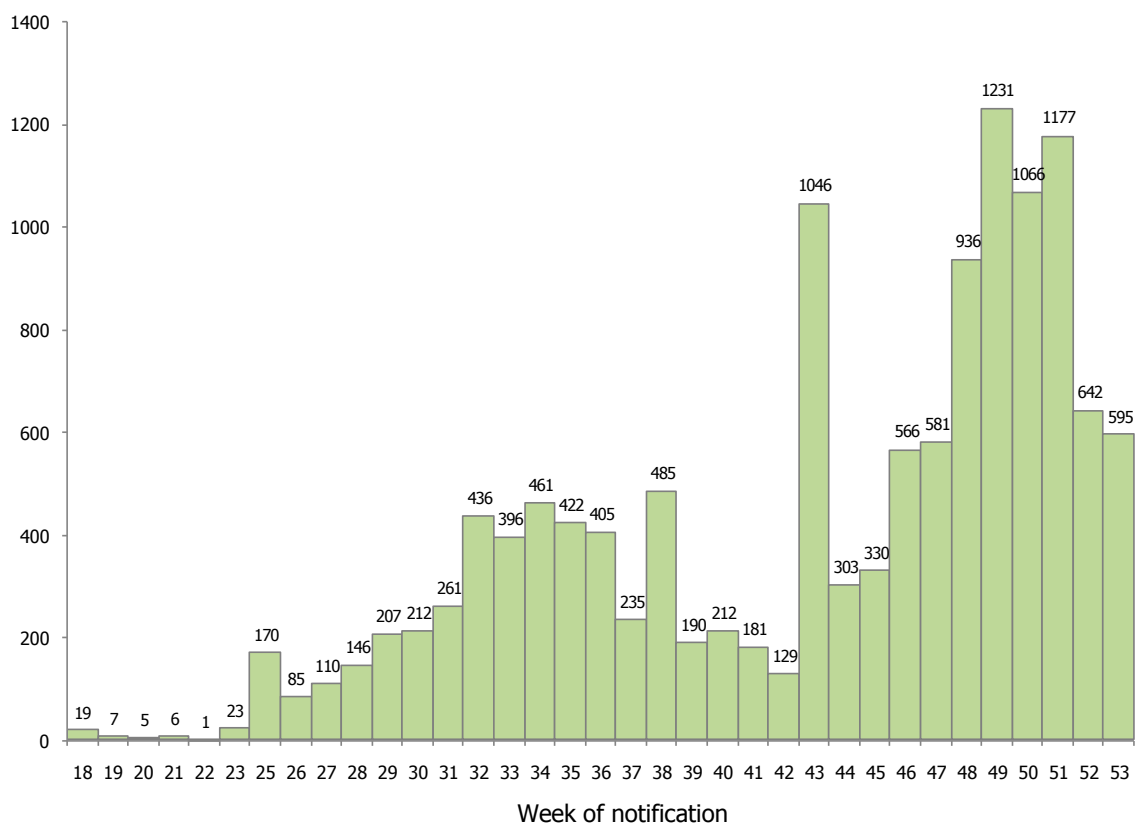


Figure 2. Number of confirmed deaths among 2009 pandemic influenza A(H1N1) 2009 influenza cases by week of notification in the rest of the world*.



* The apparent increase in the number of deaths in week 43 is due to the aggregate reporting of fatal cases from Brazil from weeks 37 to 40 and to our batch report of US fatal cases since 1 August 2009.

Figure 3. Reported cumulative number of confirmed fatal cases of 2009 pandemic influenza A(H1N1) in EU and EFTA countries, as of 07 January 2010, 14.00 CEST

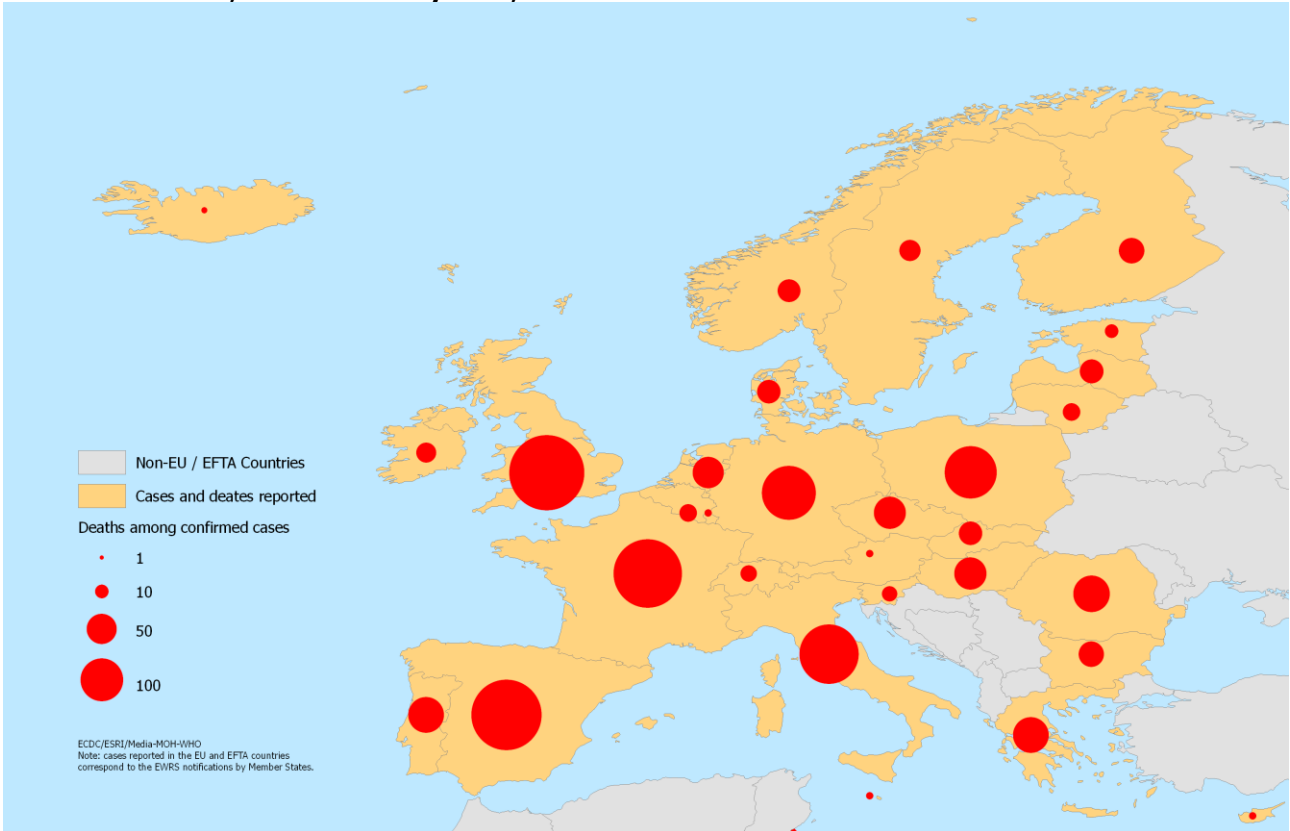


Figure 4. Reported cumulative number of confirmed fatal cases of 2009 pandemic influenza A(H1N1) and country status, by country, as of 07 January 2010, 14.00 CEST

