

# ZAMBIA

## Refugees and Asylum Seekers from Democratic Republic of Congo in Zambia (Countrywide)

12<sup>th</sup> March 2018



### KEY FIGURES

**12,652**

HOUSEHOLDS

**41,210**

INDIVIDUALS REGISTERED

**5,705**

IDENTIFIED  
VULNERABLE PERSONS


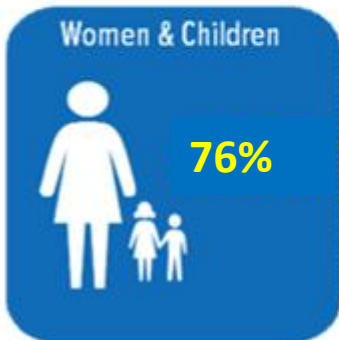

**37,913**

REFUGEES

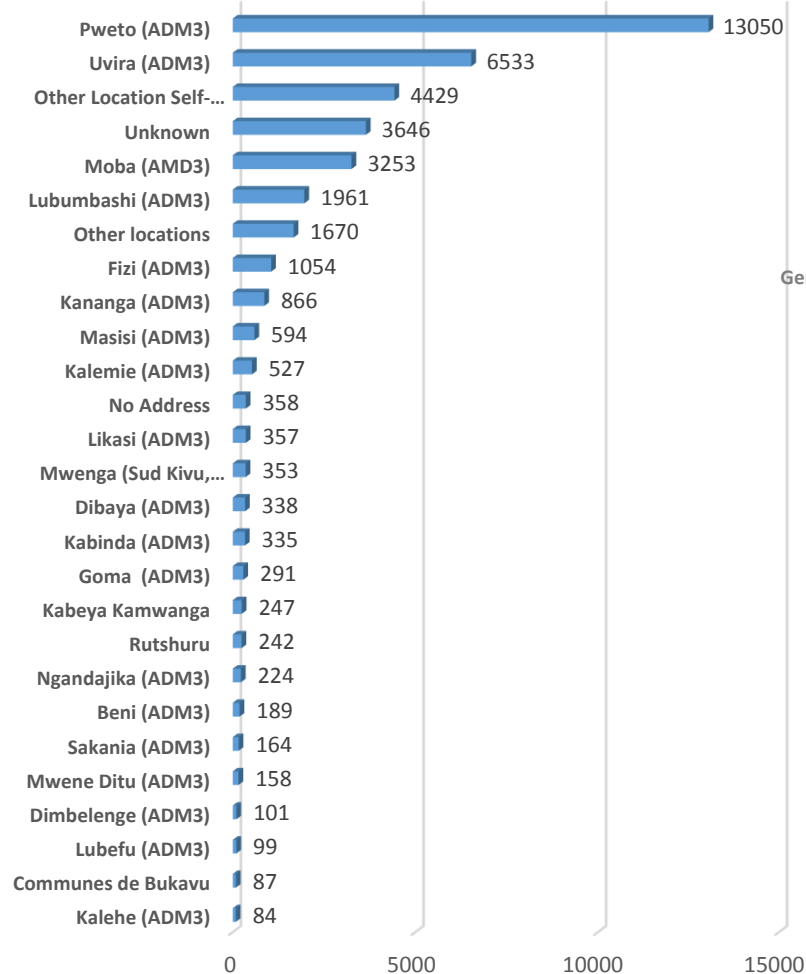
**3,297**

ASYLUM SEEKERS

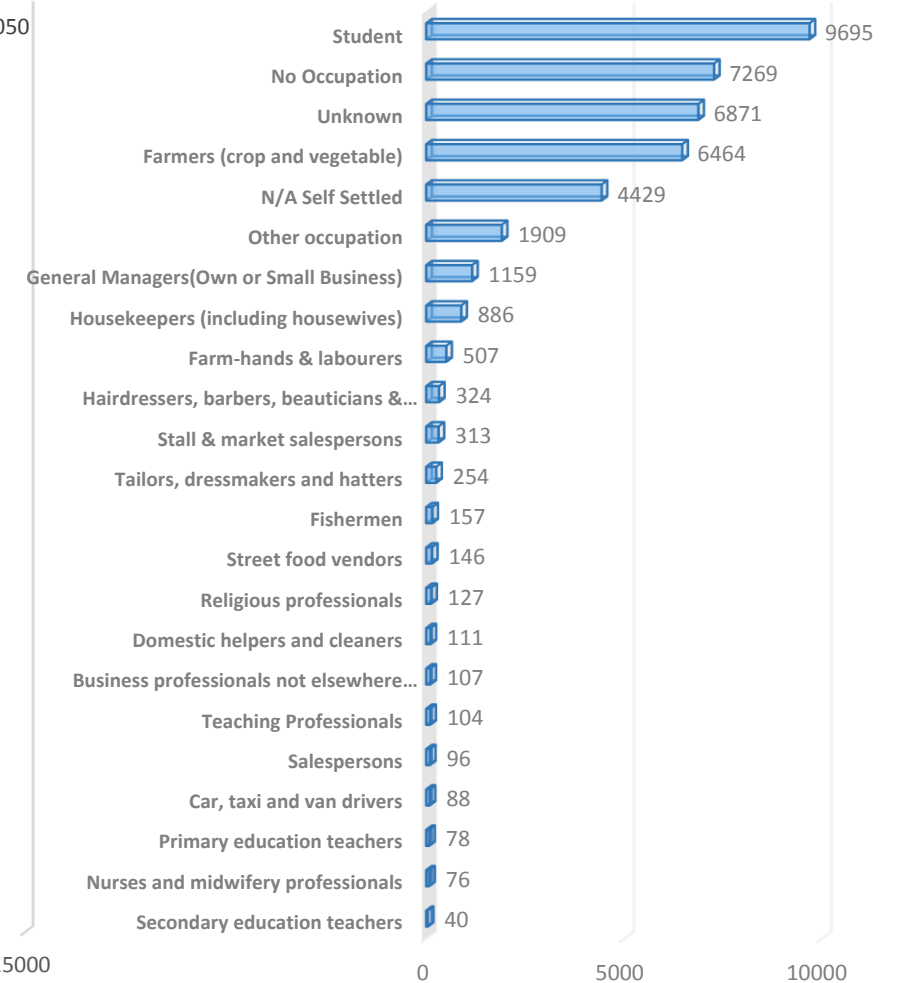
### DEMOGRAPHICS



### AREAS OF ORIGIN



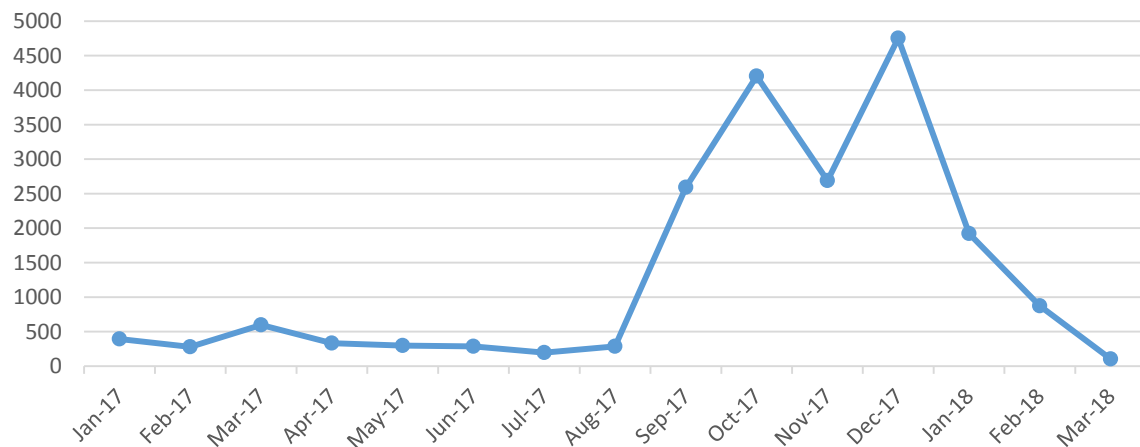
### OCCUPATION INFORMATION



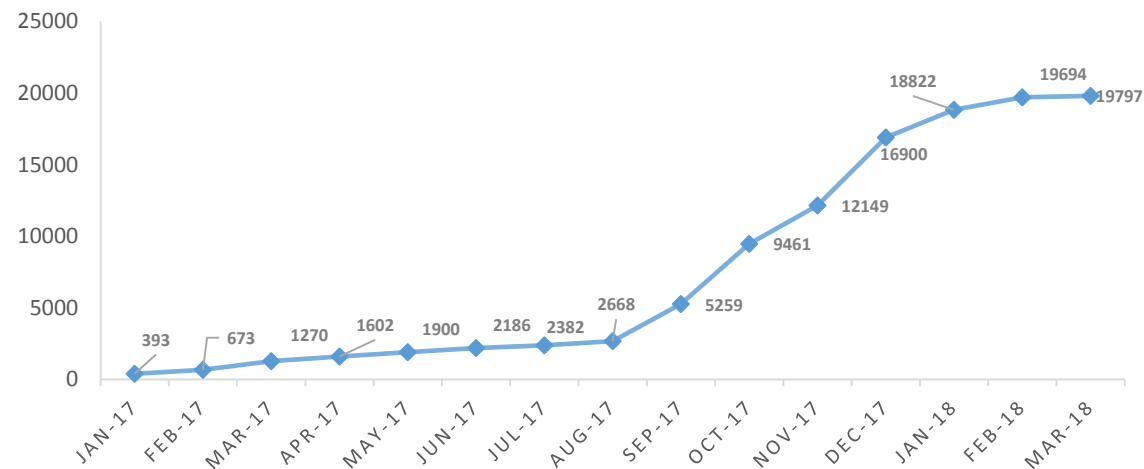
## DRC Monthly New Arrivals Since January 2017 to Date

Location	Jan-17	Feb-17	Mar-17	Apr-17	May-17	Jun-17	Jul-17	Aug-17	Sep-17	Oct-17	Nov-17	Dec-17	Jan-18	Feb-18	Mar-18	Grand Total
Lusaka	83	277	153	128	92	187	112	139	292	214	256	272	115	289	32	2,616
Meheba	285	2	443	204	200	99	84	147	240	68	7	168	36	83	0	2,066
Mayukwayukwa	25	1	1	0	6	0	0	0	0	0	0	1	0	2	0	36
Nchelenge	0	0	0	0	0	0	0	0	2059	3920	2425	4310	1,771	498	71	15,054
<b>Grand Total</b>	<b>393</b>	<b>280</b>	<b>597</b>	<b>332</b>	<b>298</b>	<b>286</b>	<b>196</b>	<b>286</b>	<b>2591</b>	<b>4202</b>	<b>2688</b>	<b>4751</b>	<b>1922</b>	<b>872</b>	<b>103</b>	<b>19797</b>

DRC Monthly new arrivals Trend  
Since January 2017 to date



DRC MONTHLY NEW ARRIVALS CUMULATIVE TREND  
SINCE JANUARY 2017 TO DATE



## Identified Persons with Specific Needs From DRC

Vulnerability by Age Group.	0 - 4 Years	05 - 11 Years	12 - 17 Years	18 - 59 Years	60 Plus	Grand Total
Child at risk	21	301	373	72	0	767
Disability	14	44	40	239	61	398
Family unity	0	0	0	7	0	7
Older person at risk	0	0	0	6	195	201
Serious medical condition	4	23	25	163	33	248
Single parent	1	3	7	1000	45	1056
Specific legal and physical protection needs	60	109	82	286	27	564
Unaccompanied or separated child	94	695	1174	207	0	2170
Woman at risk	0	0	2	269	23	294
<b>Grand Total</b>	<b>194</b>	<b>1175</b>	<b>1703</b>	<b>2249</b>	<b>384</b>	<b>5705</b>

DRC Influx Start Date 30 Aug 2017 & Biometric Registration Start Date 25 Sep 2017 in Luapula Province.