

# ITALY Sea arrivals dashboard

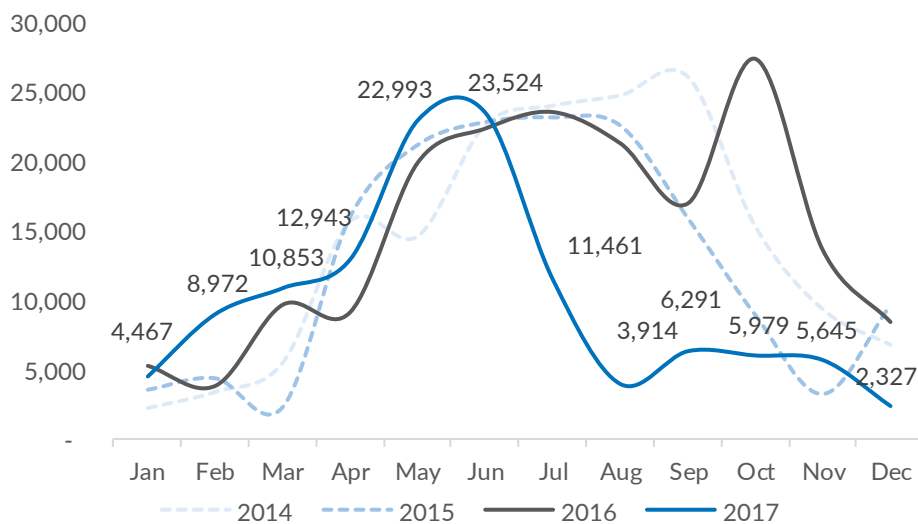
## Overview

Between 1 January and 31 December 2017, 119,369 persons arrived in Italy by sea. This is a 34% decrease compared to sea arrivals in the same period last year (181,436). Sea arrivals in the first half of 2017 were approximately 20% higher than the numbers of persons registered at landing points in the same period of 2016. As disembarkations slowed from mid-July 2017 onwards, arrival numbers decreased in the second half of the year. In December, the lowest number of monthly sea arrivals in 2017 was recorded, with 2,327 persons registered at disembarkation sites.

**119,369** Jan - Dec 2017 <sup>1</sup>  
**181,436** Jan - Dec 2016 <sup>1</sup>

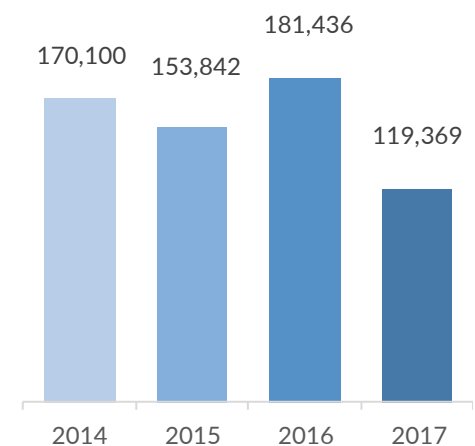
### Monthly sea arrivals

January 2014 to December 2017



### Yearly sea arrivals

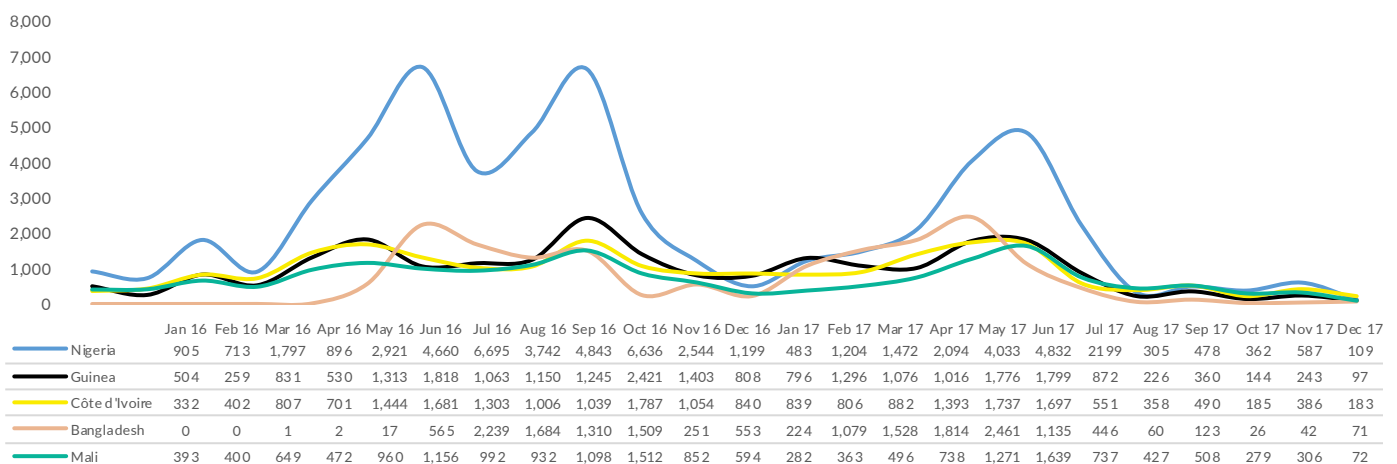
January to December, 2014-2017



## Nationality of arrivals

Between 1 January and 31 December 2017, 15% of all arrivals originated from Nigeria, followed by Guinea (8%), Côte d'Ivoire (8%), Bangladesh (8%), Mali (6%), Eritrea (6%), Sudan (5%), Tunisia (5%), Morocco (5%), and Senegal (5%). Nigeria remains the most common country of origin of sea arrivals in Italy, but numbers have halved compared to the same period last year. Furthermore, while Eritreans represented the second most common nationality of sea arrivals in 2016, their numbers decreased by over two thirds in 2017. The numbers of Gambians and Somalis have also decreased, by 51% and 61%, respectively. Higher numbers of sea arrivals originating from Iraq and Syria were recorded in 2017, compared to 2016, with total numbers increasing by 20% and 95%, respectively.

### Most common nationalities of arrivals - January 2016 to December 2017

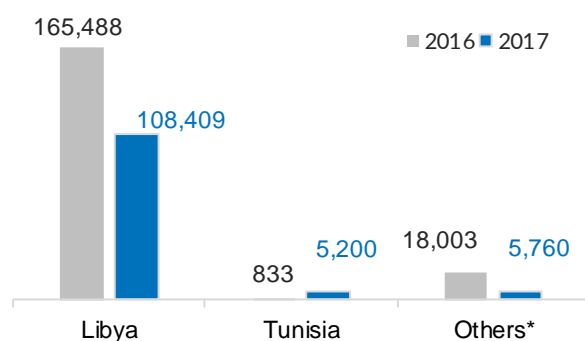


## Country of embarkation and demographics of arrivals

Between 1 January and 31 December 2017, most sea arrivals were men (74%), followed by UASC (13%), and women (11%). Libya remains the main country of departure for persons arriving in Italy by sea. In 2017, 108,409 persons (91% of arrivals) crossed from Libya. The majority of new arrivals disembark following SAR operations conducted on the high seas. However, autonomous sea arrivals also occur, with persons reaching southern Italy from Algeria, Tunisia, Turkey, and Greece. Most vessels arriving autonomously were intercepted by the authorities just off the Italian coast and transferred to port sites, subsequently undergoing identification procedures.

### Country of embarkation

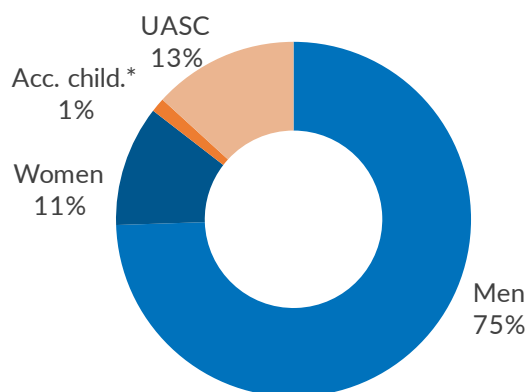
January to December 2016 and 2017



\* Others include Egypt, Greece, Tunisia and unknown

### Demographics of arrivals

January to December 2017



## Nationality and demographics of arrivals

Some 5,400 Nigerian women arrived in 2017, accounting for 30% of all Nigerians reaching Italian shores this year. This is consistent with the proportion of Nigerian women arriving in 2016. Relatively high proportions of women have also been registered among Cameroonians (26% are women), Ethiopians (22%), Eritreans (19%), Syrians (19%), Iraqis (18%), and Ivoirians (15%).

In 2017, 15,779 UASC reached Italian shores. Consistently with an overall decrease in sea arrivals, the numbers of UASC arriving by sea decreased by 38% compared to 2016, when 25,846 UASC arrived. However, the proportion of UASC among sea arrivals (13%) is comparable to 2016 (14%). More detailed information on UASC arrivals can be found on the *UNHCR Italy - UASC Dashboard*.

### Nationality and demographics of arrivals - January to December 2017

