

ITALY Sea arrivals dashboard

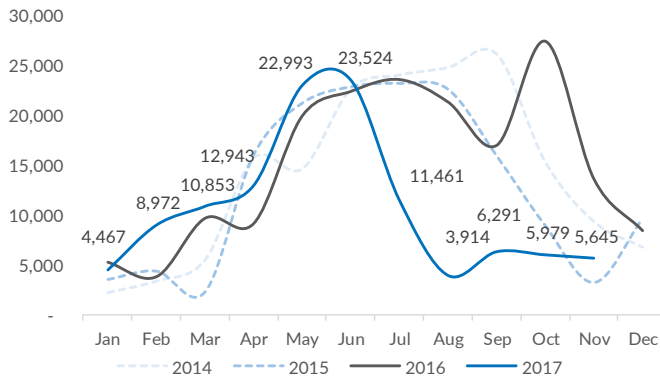
Overview

Between 1 January and 30 November 2017, 117,042 persons arrived in Italy by sea. This is a 32% decrease compared to sea arrivals in the same period last year (173,008). In November 2017, 5,645 persons reached Italy by sea, compared to 13,581 registered at landing points in November 2016. Sea arrivals in November were slightly lower than in the previous month, when almost 6,000 persons reached Italian shores.

117,042 Jan - Nov 2017 ¹
173,008 Jan - Nov 2016 ¹

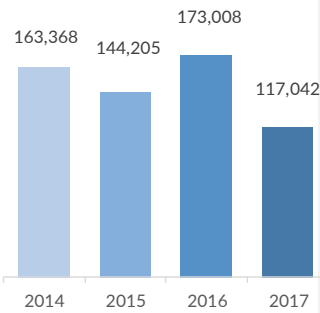
Monthly sea arrivals

January 2014 to November 2017



Yearly sea arrivals

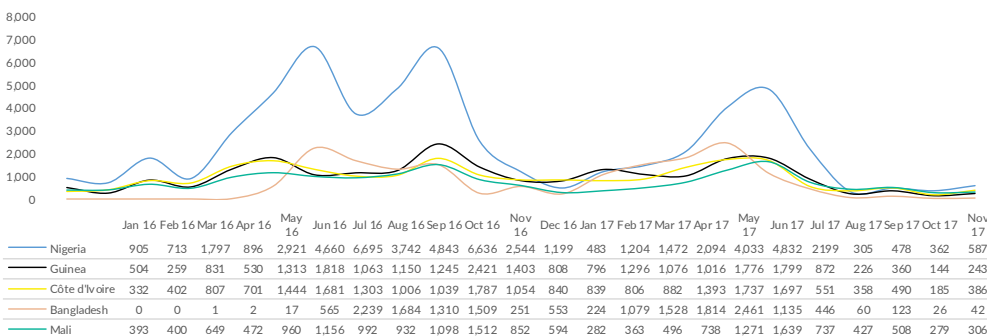
January to November, 2014-2017



Nationality of arrivals

Between 1 January and 30 November 2017, 15% of all arrivals originated from Nigeria, followed by Guinea (8%), Côte d'Ivoire (8%), Bangladesh (8%), Mali (6%), Eritrea (6%), Sudan (5%), Tunisia (5%), Senegal (5%), and The Gambia (5%). Nigeria remains the most common country of origin of sea arrivals in Italy, but numbers have halved compared to the same period last year. Furthermore, while Eritreans represented the second most common nationality of sea arrivals in 2016, their numbers decreased by over two thirds if compared by the same period last year (January to November). Also Gambians and Somalis have decreased by 49% and 61%, respectively.

Most common nationalities of arrivals - January 2016 to November 2017

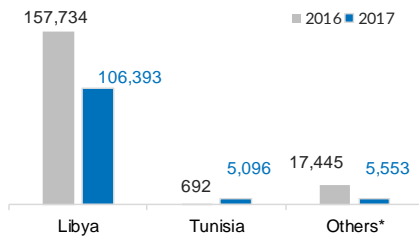


Country of embarkation and demographics of arrivals

Between 1 January and 30 November 2017, most sea arrivals were men (74%), followed by UASC (13%), and women (11%). Libya remains the main country of departure for persons arriving in Italy by sea. Between 1 January and 30 November 2017, 106,393 persons (91% of arrivals) crossed from Libya. The majority of new arrivals disembark following SAR operations conducted on the high seas. However, autonomous sea arrivals also occur, with persons reaching southern Italy from Algeria, Tunisia, Turkey, and Greece. Most vessels arriving autonomously were intercepted by the authorities just off the Italian coast and transferred to port sites, subsequently undergoing identification procedures. In November 2017, Libya continued to be the most common country of departure (83% of monthly sea arrivals), while departures from Tunisia slowed down in November, compared to previous peaks in August and September. In November 2017, 9% of individuals registered at landing points departed from Tunisia, while 5% departed from Algeria and 2% from Turkey.

Country of embarkation

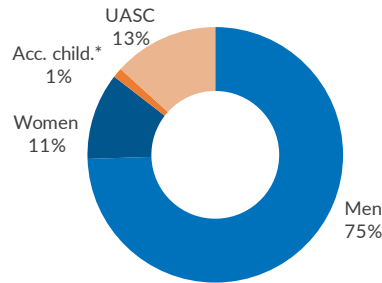
January to November 2016 and 2017



* Others include Egypt, Greece, Tunisia and unknown

Demographics of arrivals

January to November 2017

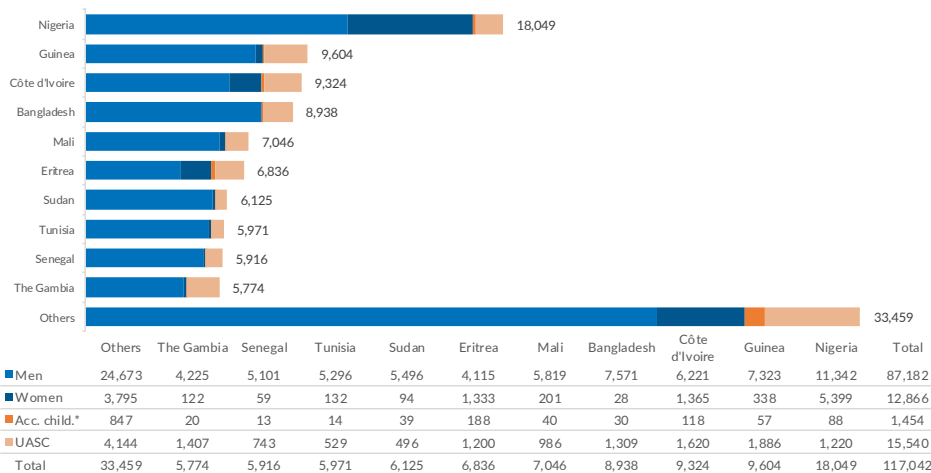


Nationality and demographics of arrivals

Almost 5,400 Nigerian women arrived in the first eleven months of 2017, accounting for 30% of all Nigerians reaching Italian shores since the beginning of the year. Relatively higher proportions of women have also been registered among Cameroonians (26% are women), Ethiopians (23%), Eritreans (19%), Syrians (19%), Iraqis (18%), and Ivoirians (15%).

Between 1 January and 30 November 2017, 15,540 UASC reached Italian shores. UASC arrivals have decreased by 37% compared to the same period, when 24,659 UASC arrived. However, the proportion of UASC among sea arrivals (13%) is comparable to the first eleven months (14%) of 2016. More detailed information on UASC arrivals can be found on the [UNHCR Italy - UASC Dashboard](#).

Nationality and demographics of arrivals - January to November 2017



UNHCR 14 December 2017

more information: data.unhcr.org/mediterranean

* Accompanied children and Unaccompanied and separated children (UASC)

Formatted: Space After: 4 pt