



**607,000** Total estimated new arrivals since 25 August 2017



## FAMILY COUNTING

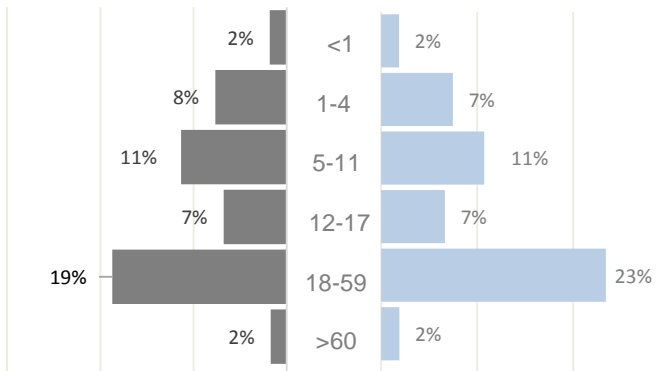
**145,000**

Families to be counted in Balukhali and Kutupalong



**125,662** Families has been counted so far representing **87%** of the targeted households.

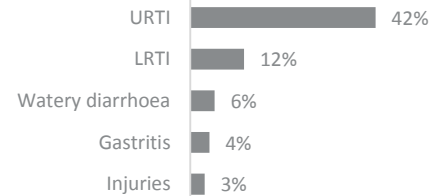
■ Men 48%      ■ Women 52%



## HEALTH

**42,791**

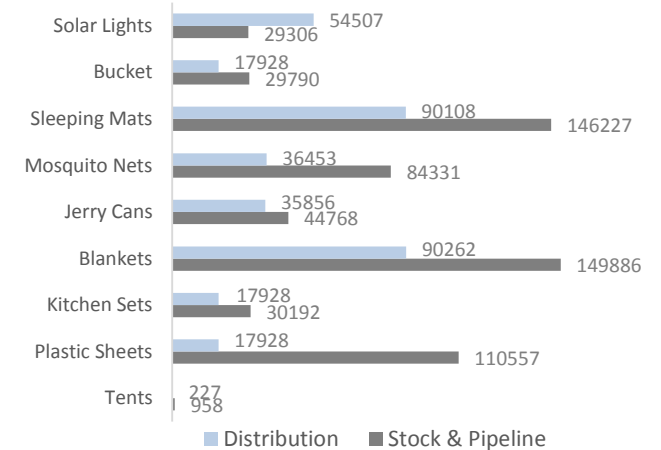
Refugees received medical attention & counselling.



- **8** additional primary health centers are in operation
- **2** diarrheal treatment units with **80** bed capacity
- Over **16,800** refugees <15 yrs received MR & OPV
- Crude Mortality Rate = **0.2/10,000** per day.\*\*\*



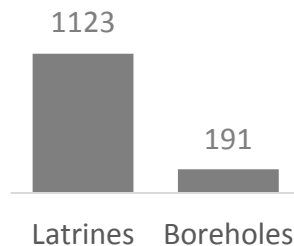
## CORE RELIEF ITEMS



## WASH

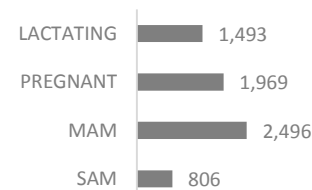
**95,500**  
Refugees have access to water.

**56,150**  
Refugees have access to latrines



## FOOD & NUTRITION

- Over **8,000** refugees received food through the community kitchen per day.
- **3,302** children admitted for SAM/MAM treatment
- **3,462** pregnant and lactating women admitted for treatment



## EDUCATION

**10** Schools reopened in Kutupalong

**10** Schools reopened in Nayapara

