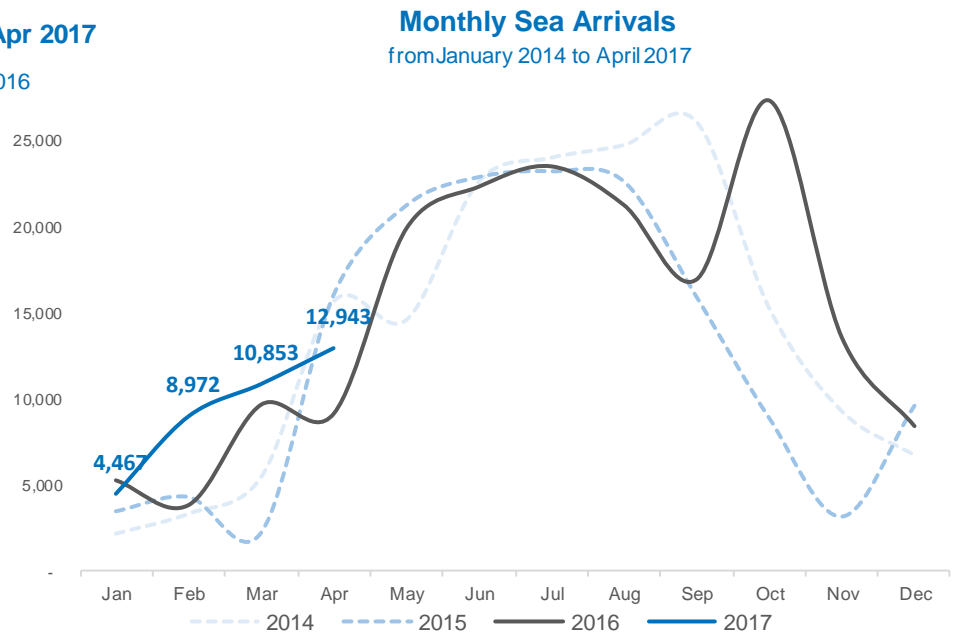
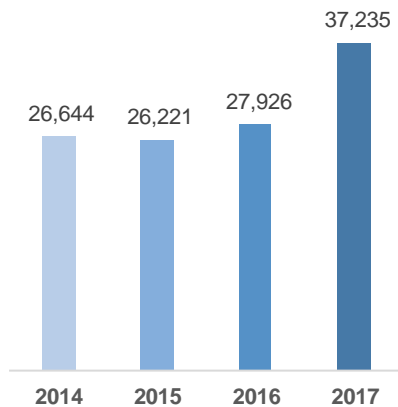


Italy Sea Arrivals Dashboard

January – April 2017

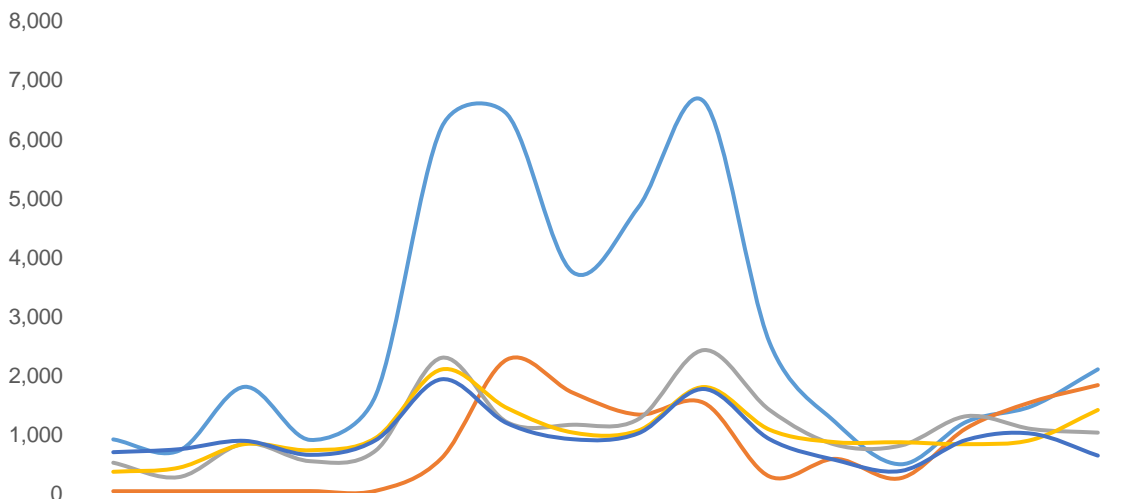


Between 1 January and 30 April 2017, 37,235 persons arrived in Italy by sea. This is a 33% increase compared to sea arrivals in the same period last year (27,926). As in previous years, monthly arrivals were comparatively lower during the winter, due to less favourable weather and sea conditions. Monthly arrivals increased in the spring: in April 2017, 12,943 refugees and migrants reached Italian shores.

Trends in sea arrivals should be assessed over time, as fluctuations on a monthly basis may be linked to various factors, including weather and sea conditions or the situation in the countries of departure and origin. Geopolitical developments and the capacity of smugglers to organize departures may also affect sea arrivals.

Most common nationalities of sea arrivals by month

Jan 2016- Apr 2017



	Jan 16	Feb 16	Mar 16	Apr 16	May 16	Jun 16	Jul 16	Aug 16	Sep 16	Oct 16	Nov 16	Dec 16	Jan 17	Feb 17	Mar 17	Apr 17
Nigeria	905	713	1,797	896	1,656	6,196	6,424	3,742	4,843	6,636	2,545	1,198	483	1,204	1,472	2,094
Bangladesh	0	0	1	2	7	562	2,252	1,684	1,310	1,509	251	553	224	1,079	1,528	1,814
Guinea	504	259	831	530	712	2,289	1,193	1,150	1,245	2,421	1,400	811	796	1,296	1,076	1,016
Côte d'Ivoire	332	402	807	701	914	2,088	1,426	1,006	1,039	1,787	1,054	840	839	806	882	1,393
The Gambia	676	726	868	631	881	1,908	1,165	895	995	1,744	895	545	359	885	988	618

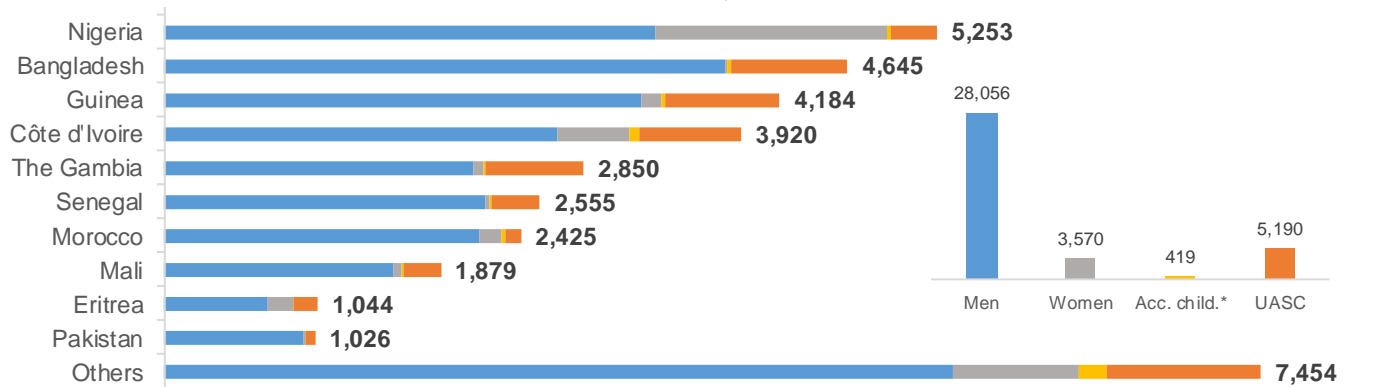
Between 1 January and 30 April 2017, 14% of all arrivals originated from Nigeria, followed by Bangladesh (12%), Guinea (11%), Côte d'Ivoire (11%), The Gambia (8%), Senegal (7%), Morocco (7%), Mali (5%), Eritrea (3%), Pakistan (3%), and Somalia (3%). This is comparable to the most common sea arrival nationalities recorded in the first four months of 2016, except for Bangladesh and Pakistan. The numbers of arrivals from Eritrea, Somalia and Sudan decreased by 53%, 60%, and 41%, respectively.

If the January 2016 – April 2017 period is considered, sea arrivals most commonly originated from Nigeria, Bangladesh, Guinea, Côte d'Ivoire, and The Gambia.

The charts below are based on figures from the Italian Ministry of Interior and UNHCR estimates. All figures are provisional and subject to change.

Most common nationalities of sea arrivals to Italy by gender and age

Jan - Apr 2017



	Others	Pakistan	Eritrea	Mali	Morocco	Senegal	The Gambia	Côte d'Ivoire	Guinea	Bangladesh	Nigeria	Total
Men	5,361	942	702	1,560	2,142	2,182	2,101	2,668	3,248	3,813	3,337	28,056
Women	855	20	177	47	154	35	64	499	126	11	1,582	3,570
Acc. child.*	194	2	2	25	23	9	19	63	32	26	24	419
UASC	1,044	62	163	247	106	329	666	690	778	795	310	5,190
Total	7,454	1,026	1,044	1,879	2,425	2,555	2,850	3,920	4,184	4,645	5,253	37,235

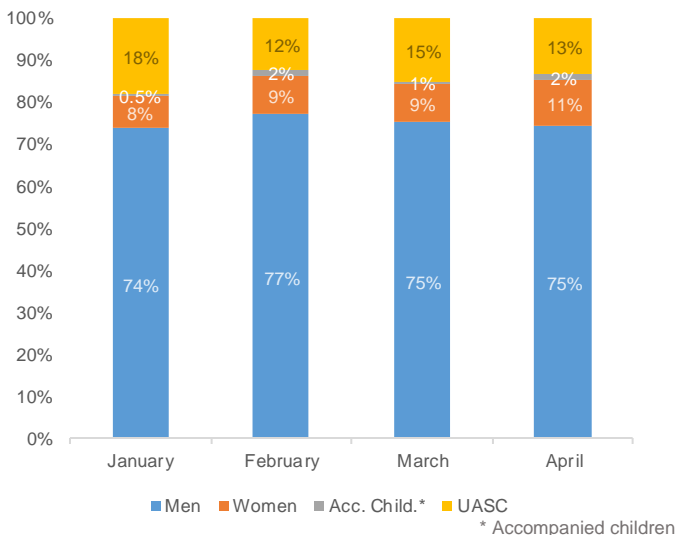
* Accompanied children

Between 1 January and 30 April 2017, most sea arrivals were men (75%), followed by UASC (14%), and adult women (10%). Consistent with last year, the proportion of women is significantly higher among Nigerian sea arrivals. 1,582 Nigerian women arrived in the first four months of 2017, accounting for 30% of all Nigerians reaching Italian shores since the beginning of the year. Relatively higher proportions of women have also been registered among Cameroonians (22% are women), Somalis (21%), Eritreans, Syrians, Iraqis (17% each), (22% are women) as well as among Ivoirians (13%).

Between 1 January and 30 April 2017, 5,190 UASC reached Italian shores, of whom 798 arrived in January, 1,077 in February, 1,616 in March and 1,699 in April. UASC arrivals have surged compared to the same period last year, when 4,541 UASC arrived. However, the proportion of UASC among sea arrivals (14%) is comparable to the first four months of 2016.

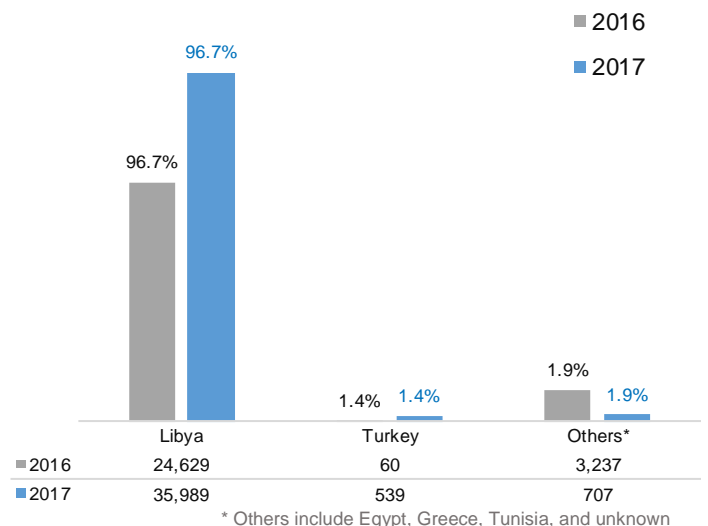
Sea arrivals: gender and age by month

Jan - Apr 2017



Country of embarkation

Jan - Apr 2016 vs Jan - Apr 2017



Libya is by far the main country of departure for persons arriving in Italy by sea. Between 1 January and 30 April 2017, 35,989 persons (96.7% of arrivals) crossed from Libya. Since the beginning of 2017, only 1.4% of arrivals departed from Turkey. Since the beginning of the year, only three persons were intercepted by the authorities who departed from Egypt. The majority of new arrivals are disembarked following SAR operations conducted on the high seas. However, autonomous sea arrivals also occur, with a small number of persons reaching southern Italy from Algeria, Tunisia, Turkey, and Greece. Most vessels arriving autonomously were intercepted by the authorities just off the Italian coast and transferred to port sites, subsequently undergoing identification procedures.