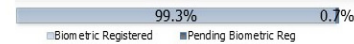


Age and Gender Breakdown by Hosting Location (Biometric Registered)

Age Cohort	Gender	Location			Total	Biometric Registered
		Mtendeli	Nduta	Nyarugusu		
0-4	Male	5,626	10,541	7,844	24,011	48,559
	Female	5,725	10,944	7,879	24,548	
5-11	Male	5,271	10,514	6,859	22,644	45,617
	Female	5,263	10,852	6,858	22,973	
12-17	Male	3,725	7,694	4,010	15,429	32,413
	Female	3,950	9,460	3,574	16,984	
18-59	Male	10,163	18,106	14,849	43,118	90,667
	Female	9,810	21,178	16,561	47,549	
=>60	Male	600	985	966	2,551	5,047
	Female	541	1,041	914	2,496	
Total		50,674	101,315	70,314	222,303	
Total (Biometric Registered)		17,885	40,938	22,809		

Population of Concern Distribution by Arrival Period/Hosting Location

Origin Country	Pre-Influx Pop	Post April 2015 (Influx)										Pop of Concern (Pre-Influx + Post April 2015)	
		Nyarugusu		Nduta		Mtendeli		Transit Center	Total Post April 2015 (Influx)				
		Arrivals	Births	Arrivals	Births	Arrivals	Births		Arrivals	Births	Arrivals	Births	
Burundi	2,440	58,262	3,427	104,553	1,862	49,721	1,339	667	213,203	6,628	219,831	222,271	76.6%
Congo (DR)	59,290	8,184	269						8,184	269	8,453	67,743	23.3%
Rwanda	77	19							19		19	96	0.0%
Uganda	13	1							1		1	14	0.0%
Sudan	9	1							1		1	10	0.0%
Kenya	9	1							1		1	10	0.0%
Others	62	10							10		10	72	0.0%
Total	61,900	66,478	3,696	104,553	1,862	49,721	1,339	667	221,419	6,897	228,316	290,216	100.0%
		70,174		106,415		51,060							



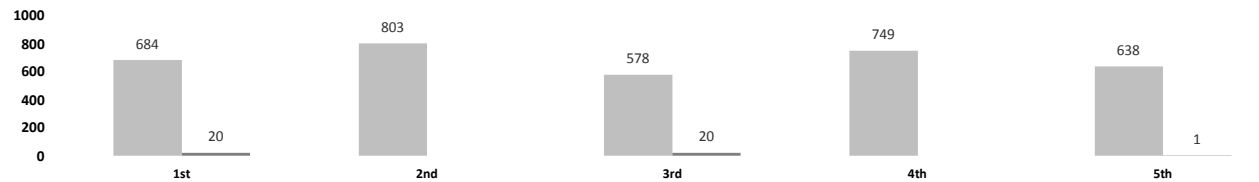
228,316	New Arrivals/ Births
222,303	Boimetric Reg
6,013	Pending Biometric Reg
132,074	Nyarugusu Camp (Pre-Influx + Influx)
106,415	Nduta Camp
51,060	Mtendeli Camp
667	Lumasi Transit Center
290,216	Total Population



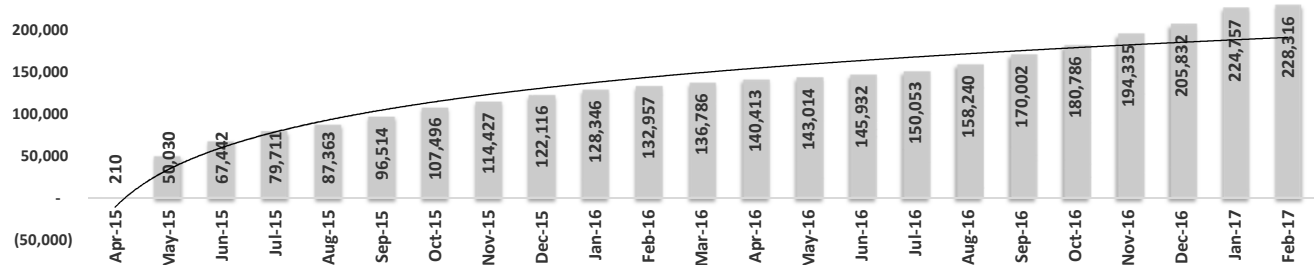
Place of Origin (Biometric Registered)

Origin Country	Province	Male	Female	Total	%
Burundi	Makamba	34,389	33,486	67,875	31%
	Ruyigi	19,038	21,439	40,477	18%
	Bururi	7,713	8,182	15,895	7%
	Muyinga	10,679	11,174	21,853	10%
	Rutana	7,684	8,317	16,001	7%
	Cankuzo	5,200	5,574	10,774	5%
	Kirundo	5,536	5,654	11,190	5%
	Gitega	2,516	3,402	5,918	3%
	Bujumbura Mairie	2,316	2,946	5,262	2%
	Karuzi	2,486	3,764	6,250	3%
	Bujumbura Rural	1,816	1,972	3,788	2%
	Ngozi	1,995	2,145	4,140	2%
	Kayanza	601	670	1,271	1%
	Cibitoke	462	505	967	0%
Muramvya	406	565	971	0%	
Bubanza	366	411	777	0%	
Mwaro	129	190	319	0%	
Congo DR	Sud Kivu (ADM1)	4,053	3,740	7,793	4%
	Nord Kivu	272	292	564	0%
	Katanga	70	91	161	0%
	Kinshasha	7	9	16	0%
	Kasai Oriental	0	3	3	0%
Bas Congo	3	3	6	0%	
Rwanda/Others	Butare	16	7	23	0%
	Others	0	8	8	0%
Uganda	Others	1	1	2	0%
Total		107,753	114,550	222,303	100%

February-2017 Daily Arrivals



Cumulative Arrivals (Month to Month)



The current Burundi refugee situation in Tanzania began late April 2015. The months that followed saw significantly high number of persons of concern arriving in Tanzania, mainly through Kagunga, a tiny border village along Lake Tanganyika and other entry points in Kigoma region. The population was relocated to Nyarugusu camp, which was already host to 65,000 persons of concern, mainly DR Congolese. The camp quickly ran out of capacity to host the new population, prompting the opening of a new camp, Nduta, in Kibondo district on 07-Oct-2015. Nduta's capacity has been put at 120,000. Another camp, Mtendeli in Kakonko district, also began officially receiving refugees from Burundi on 14-Jan-2016. The two new camps will host Burundian refugees, while other nationals fleeing the Burundi situation, mostly DR Congolese will continue to be hosted in Nyarugusu.