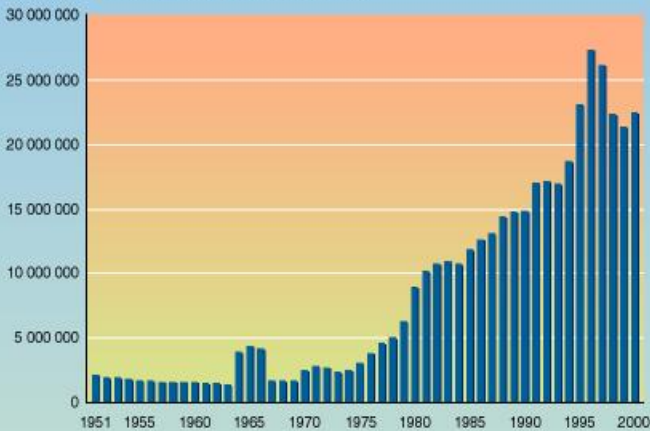


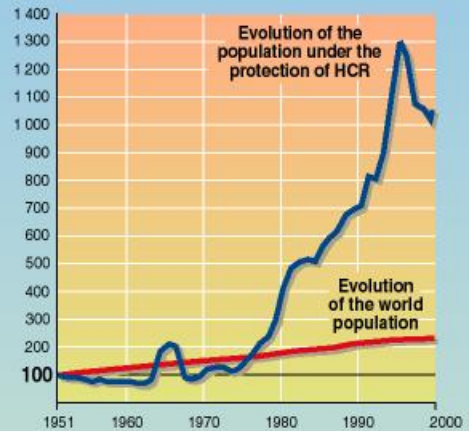
EVER GROWING

(Refugees, displaced peoples, the repatriated, and asylum seekers)

Number of persons under the protection HCR

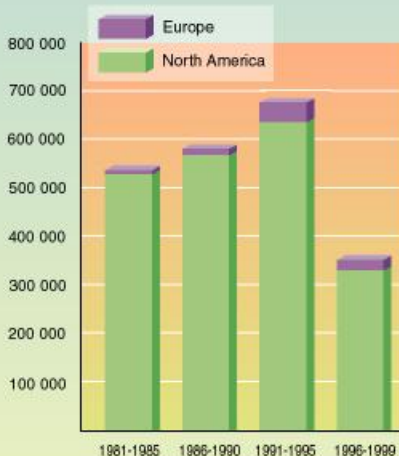


Index 100 in 1951



THE PULL OF THE WEST

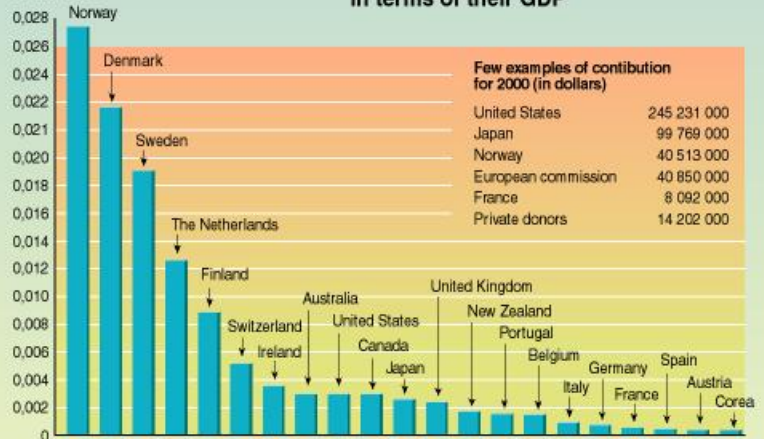
(Refugees living in the developed countries)



GOOD AND BAD PAYERS

The main donors' financial contributions to the HCR in terms of their GDP

In percentage of GIP 1999



Few examples of contibution for 2000 (in dollars)

United States	245 231 000
Japan	99 769 000
Norway	40 513 000
European commission	40 850 000
France	8 092 000
Private donors	14 202 000