

## Asylum in the EU Member States

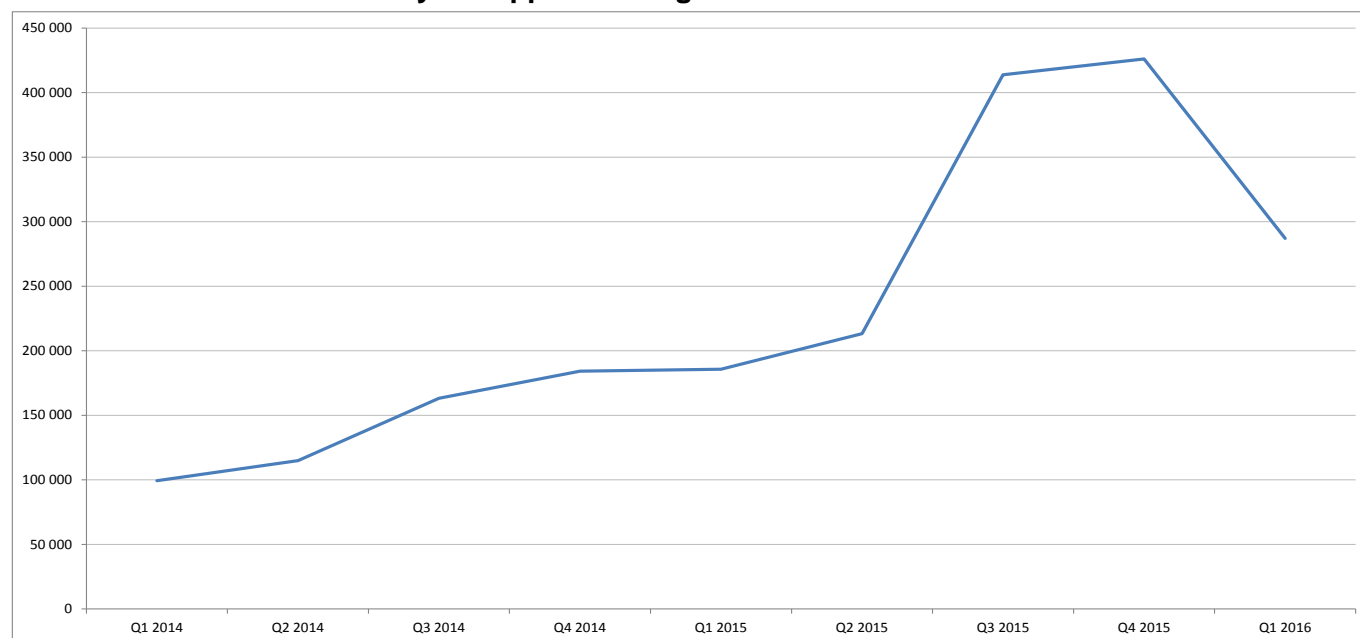
# Number of first time asylum seekers down to fewer than 290 000 in the first quarter of 2016

More than 1 out of 3 continued to come from Syria

During the first quarter of 2016 (from January to March 2016), 287 100 first time asylum seekers applied for international protection in the Member States of the **European Union** (EU), down by 33% compared with the fourth quarter of 2015 (when 426 000 first time applicants were registered) .

With over 102 000 first time applicants between January and March 2016, **Syrians** remained the main citizenship of people seeking international protection in the EU Member States, ahead of **Iraqis** and **Afghans** (both with around 35 000 first time applicants). They represent the three main citizenships of first time asylum applicants in the **EU** Member States over the first quarter 2016, accounting for 60% of all first time applicants.

**First time asylum applicants registered in the EU Member States**



These quarterly data on asylum in the **EU** come from a [report](#) issued by **Eurostat**, the **statistical office of the European Union** on the occasion of the World Refugee Day on 20 June 2016.

### Six in ten applied for asylum in Germany

During the first quarter 2016, the highest number of first time applicants was registered in **Germany** (with almost 175 000 first time applicants, or 61% of total first time applicants in the EU Member States), followed by **Italy** (22 300, or 8%), **France** (18 000, or 6%), **Austria** (13 900, or 5%) and the **United Kingdom** (10 100, or 4%). Among those Member States with high numbers of asylum seekers, numbers of first time applicants in the first quarter 2016 compared with the previous quarter fell notably in the Nordic Member States – **Sweden** (-91%), **Finland** (-85%) and **Denmark** (-74%) – as well as in the **Netherlands** (-72%), **Belgium** (-70%), **Luxembourg** (-59%) and **Austria** (-55%).

## Highest number of first time applicants relative to the population in Germany and Austria

Compared with the population of each Member State, the highest rate of registered first time applicants during the first quarter 2016 was recorded in **Germany** (2 155 first time applicants per million inhabitants) and **Austria** (1 619), ahead of **Malta** (904), **Luxembourg** (888), **Sweden** (790), **Cyprus** (749) and **Hungary** (693). In contrast, the lowest rates were observed in **Slovakia** (3 applicants per million inhabitants), **Estonia** (4), **Romania** (11), **Lithuania** (13), **Portugal** (14) and **Latvia** (16). In the first quarter 2016, there were in total 565 first time asylum applicants per million inhabitants in the **EU** as a whole.

### First time asylum applicants in the EU Member States

	Number of applicants			Share in EU total	Applicants per million inhabitants*
	Q4 2015	Q1 2016	Evolution Q1-2016 / Q4-2015	Q1 2016	Q1 2016
<b>EU</b>	<b>426 025</b>	<b>287 085</b>	<b>-33%</b>	<b>100.0%</b>	<b>565</b>
<b>Belgium</b>	15 865	4 715	-70%	1.6%	419
<b>Bulgaria</b>	7 585	4 050	-47%	1.4%	562
<b>Czech Republic</b>	335	360	6%	0.1%	34
<b>Denmark</b>	11 305	2 985	-74%	1.0%	527
<b>Germany</b>	162 540	174 965	8%	60.9%	2 155
<b>Estonia</b>	40	5	-87%	0.0%	4
<b>Ireland</b>	765	540	-30%	0.2%	117
<b>Greece</b>	3 005	5 190	73%	1.8%	478
<b>Spain</b>	4 435	2 905	-35%	1.0%	62
<b>France</b>	23 475	17 950	-24%	6.3%	270
<b>Croatia</b>	45	160	252%	0.1%	38
<b>Italy</b>	24 710	22 335	-10%	7.8%	367
<b>Cyprus</b>	670	635	-5%	0.2%	749
<b>Latvia</b>	85	30	-62%	0.0%	16
<b>Lithuania</b>	80	35	-55%	0.0%	13
<b>Luxembourg</b>	1 230	500	-59%	0.2%	888
<b>Hungary</b>	865	6 830	691%	2.4%	693
<b>Malta</b>	545	390	-29%	0.1%	904
<b>Netherlands</b>	19 565	5 525	-72%	1.9%	327
<b>Austria</b>	30 805	13 880	-55%	4.8%	1 619
<b>Poland</b>	3 340	2 325	-30%	0.8%	61
<b>Portugal</b>	180	150	-18%	0.1%	14
<b>Romania</b>	240	215	-10%	0.1%	11
<b>Slovenia</b>	100	485	391%	0.2%	236
<b>Slovakia</b>	180	15	-91%	0.0%	3
<b>Finland</b>	14 460	2 145	-85%	0.7%	392
<b>Sweden</b>	87 885	7 700	-91%	2.7%	790
<b>United Kingdom</b>	11 695	10 065	-14%	3.5%	155
<b>Iceland</b>	135	125	-8%	-	380
<b>Norway</b>	17 685	885	-95%	-	171
<b>Switzerland</b>	14 950	7 945	-47%	-	964

Number of first time applicants is rounded to the nearest 5. Monthly figures available in the Eurostat database may not add up to the quarterly total due to rounding. Calculations are based on exact data.

\* Inhabitants refer to the resident population at 1 January 2015.

- Not applicable

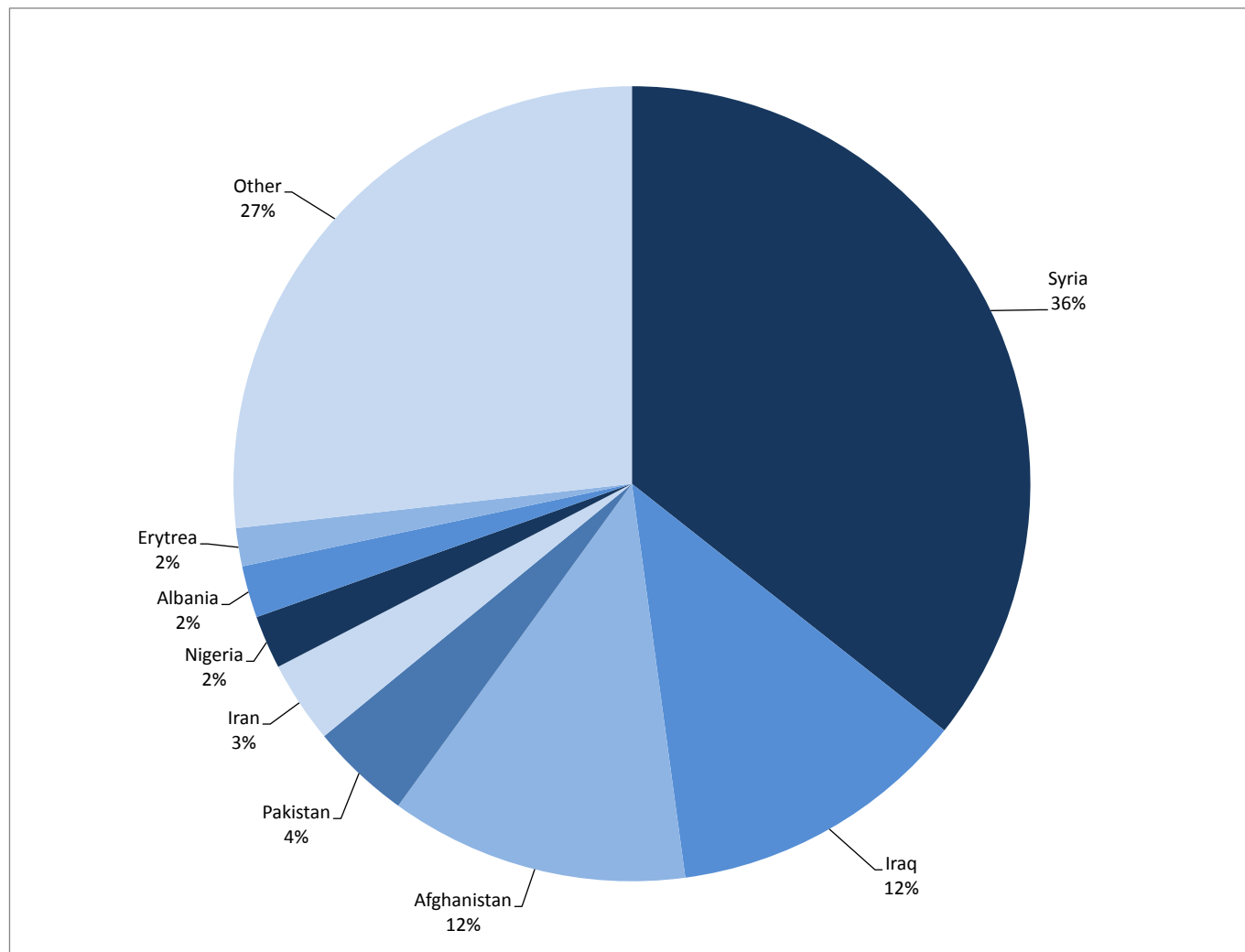
The source dataset can be found [here](#).

## More than a third of first time asylum seekers continued to originate from Syria

**Syria** (36% of the total number of first time applicants) remained during the first quarter of 2016 the main country of citizenship of asylum seekers in the EU Member States. Of the 102 400 **Syrians** who applied for the first time for asylum in the EU in the first quarter 2016, more than 85% were registered in **Germany** (88 500). In total, **Syrians** represented the main citizenship of asylum seekers in seven EU Member States.

**Iraq** and **Afghanistan** (12% each of the total number of first time applicants) were the second and third main countries of citizenship of asylum seekers in the EU Member States in the first quarter 2016. Of the 35 000 **Iraqis** seeking asylum protection for the first time in the EU Member States during the period January-March 2016, almost three-quarters (25 600) applied in **Germany**. Of the almost 35 000 **Afghans**, more than half were registered also in **Germany** (19 800).

First time asylum seekers in the EU Member States by country of citizenship, first quarter 2016



The source dataset can be found [here](#).

## First time asylum applicants by country of citizenship during the first quarter 2016

	Applicants	Three main citizenships of first time asylum applicants								
	#	First citizenship	#	%	Second citizenship	#	%	Third citizenship	#	%
<b>EU</b>	<b>287 085</b>	<b>Syria</b>	<b>102 350</b>	<b>36</b>	<b>Iraq</b>	<b>35 045</b>	<b>12</b>	<b>Afghanistan</b>	<b>34 790</b>	<b>12</b>
<b>Belgium</b>	4 715	Afghanistan	1 280	27	Syria	895	19	Iraq	365	8
<b>Bulgaria</b>	4 050	Iraq	2 015	50	Afghanistan	1 355	33	Syria	440	11
<b>Czech Republic</b>	360	Iraq	105	29	Ukraine	90	25	China	40	11
<b>Denmark</b>	2 985	Syria	790	26	Afghanistan	620	21	Stateless*	380	13
<b>Germany</b>	174 965	Syria	88 515	51	Iraq	25 550	15	Afghanistan	19 750	11
<b>Estonia</b>	5	Russia	5	100	Algeria	0	0	Libya	0	0
<b>Ireland</b>	540	Pakistan	90	17	Nigeria	50	9	Afghanistan	40	7
<b>Greece</b>	5 190	Syria	1 880	36	Pakistan	580	11	Iraq	480	9
<b>Spain</b>	2 905	Ukraine	795	27	Venezuela	405	14	Syria	325	11
<b>France</b>	17 950	Sudan	1 725	10	Afghanistan	1 580	9	Syria	1 100	6
<b>Croatia</b>	160	Iraq	65	41	Afghanistan	20	13	Syria	20	13
<b>Italy</b>	22 335	Pakistan	4 125	18	Nigeria	3 535	16	Gambia	1 940	9
<b>Cyprus</b>	635	Syria	280	44	Somalia	85	13	India	50	8
<b>Latvia</b>	30	Pakistan	10	33	Russia	5	17	Armenia	5	17
<b>Lithuania</b>	35	Ukraine	10	29	Russia	10	29	Azerbaijan	5	14
<b>Luxembourg</b>	500	Iraq	110	22	Syria	105	21	Afghanistan	40	8
<b>Hungary</b>	6 830	Pakistan	1 385	20	Afghanistan	1 320	19	Iraq	945	14
<b>Malta</b>	390	Libya	195	50	Syria	90	23	Eritrea	40	10
<b>Netherlands</b>	5 525	Syria	1 165	21	Albania	705	13	Afghanistan	600	11
<b>Austria</b>	13 880	Afghanistan	4 055	29	Syria	3 150	23	Iran	1 275	9
<b>Poland</b>	2 325	Russia	1 565	67	Tajikistan	350	15	Ukraine	185	8
<b>Portugal</b>	150	Pakistan	20	13	Ukraine	15	10	Guinea	10	7
<b>Romania</b>	215	Syria	50	23	Iraq	35	16	Pakistan	30	14
<b>Slovenia</b>	485	Afghanistan	170	35	Syria	125	26	Iraq	80	16
<b>Slovakia</b>	15	Algeria	5	33	Bosnia and Herzegovina	0	0	Russia	0	0
<b>Finland</b>	2 145	Afghanistan	490	23	Iraq	390	18	India	170	8
<b>Sweden</b>	7 700	Syria	2 075	27	Afghanistan	1 145	15	Iraq	910	12
<b>United Kingdom</b>	10 065	Iran	1 635	16	Iraq	1 045	10	Pakistan	1 000	10
<b>Iceland</b>	125	Albania	30	24	Iraq	20	16	FYR of Macedonia	15	12
<b>Norway</b>	885	Syria	175	20	Afghanistan	150	17	Iraq	80	9
<b>Switzerland</b>	7 945	Afghanistan	2 030	26	Syria	850	11	Iraq	700	9

Number of first time applicants is rounded to the nearest 5. Monthly figures available in the Eurostat database may not add up to the quarterly total due to rounding. Calculations are based on exact data.

^ No data presented for those citizenships where the number of first time applicants was 2 or fewer during the reference period.

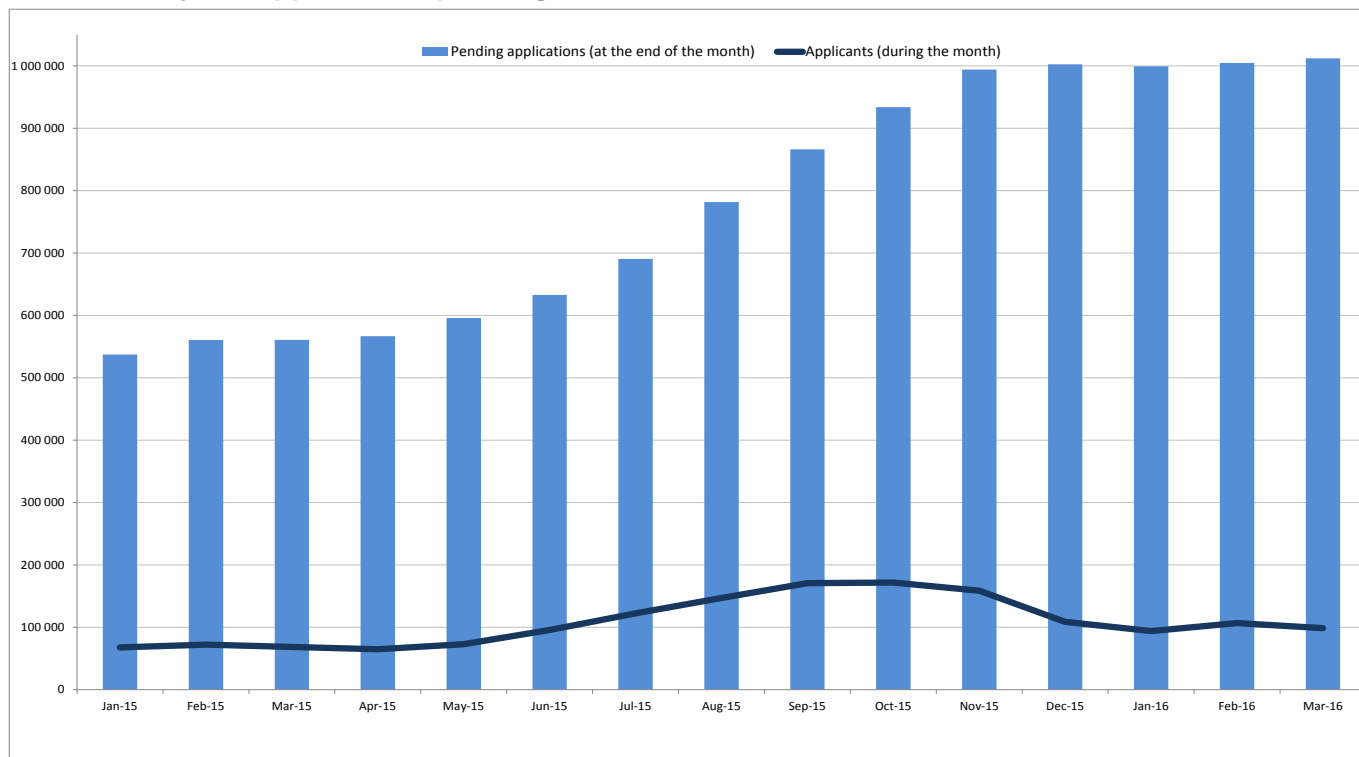
\* A stateless person is someone who is not recognized as a citizen of any state.

## Over a million asylum applications pending

Pending applications for international protection are those that have been made, at any time and are still under consideration by the responsible national authority at the end of the reference period. In other words, they refer to the “stock” of applications for which decisions are still pending. This indicator is meant to measure the workload of the national authorities.

At the end of March 2016, slightly more than 1 million applications for asylum protection in the **EU Member States** were under consideration by the responsible national authority. A year earlier, at the end of March 2015, there were around 560 000. With 473 000 pending applications at the end of March 2016 (or 47% of the EU total), **Germany** had by far the largest share in the EU, ahead of **Sweden** (147 300, or 15%), **Austria** (84 500, or 8%), **Italy** (60 000, or 6%) and **France** (42 900, or 4%).

### Asylum applications pending at the end of the month in the EU Member States



The source dataset can be found [here](#).

### Methods and definitions

Data on asylum are provided to Eurostat by the Ministries of Interior, Justice or immigration agencies of the Member States according to the provisions of Article 4 of the Regulation (EC) 862/2007 of 11 July 2007 on Community statistics on migration and international protection. In addition, all Member States provide data on first time asylum applicants on a voluntary basis.

**'Application for international protection'** means an application for international protection as defined in Art. 2(g) of Council Directive 2004/83/EC, i.e. including requests for refugee status or for subsidiary protection status, irrespective of whether the application was lodged on arrival at the border, or from inside the country, and irrespective of whether the person entered the territory legally (e.g. as a tourist) or illegally.

**'First time asylum applicant/seeker'** means a person having submitted an application for international protection or having been included in such application as a family member, for the first time. Applications submitted by persons who are subsequently found to be a subject of a Dublin procedure are included in the statistics on first time asylum applicants if such persons are also a subject of first asylum application. A person can be recorded as first time applicant only if he or she had never applied for international protection in the reporting country in the past, irrespective of the fact that he or she is found to have applied in another Member State of the European Union.

Contrary to Eurostat's annual news releases on asylum applicants published in March of each year which refers to 'Total asylum applicants', this quarterly news release refers to the number of 'First time asylum applicants' only. The indicator 'First time asylum applicants' excludes repeat applicants i.e. persons applying for asylum more than once in one country and therefore more accurately presents the number of persons applying for international protection in the EU Member States. The use of this indicator is now possible as all Member States are able to provide it to Eurostat.

A person being the subject of a **'pending application'** means a person who is the subject of an application for international protection under consideration by the responsible national authority at the end of the reference period. It includes the number of persons with pending applications at all instances of the administrative and/or judicial procedure (see Art 4.1(b) of the Regulation).

For more information

Eurostat [website section](#) on asylum and managed migration

Eurostat [database](#) on asylum and managed migration

Eurostat [metadata](#) on asylum applications statistics

Eurostat [Statistics Explained article](#) on asylum quarterly data

Eurostat [news release 44/2016](#) of 4 March 2016 on asylum applicants in the EU in 2015


Eurostat [interactive infographic](#) on asylum applicants in 2015

Issued by: **Eurostat Press Office**

**Vincent BOURGEOIS**

**Tel: +352-4301-33 444**

**[eurostat-pressoffice@ec.europa.eu](mailto:eurostat-pressoffice@ec.europa.eu)**

 [ec.europa.eu/eurostat/](http://ec.europa.eu/eurostat/)

 [@EU Eurostat](https://twitter.com/EU_Eurostat)

Production of data:

**Piotr JUCHNO**


**Tel: +352-4301-36 240**

**[piotr.juchno@ec.europa.eu](mailto:piotr.juchno@ec.europa.eu)**

**Alexandros BITOULAS**

**Tel: +352-4301-37 608**

**[alexandros.bitoulas@ec.europa.eu](mailto:alexandros.bitoulas@ec.europa.eu)**

 **Media requests:** Eurostat media support / Tel: +352-4301-33 408 / [eurostat-mediasupport@ec.europa.eu](mailto:eurostat-mediasupport@ec.europa.eu)