

## ECDC DAILY UPDATE

### 2009 influenza A (H1N1) pandemic

13 January 2010  
09.00 CEST

#### Main developments in the past 24 hours

- A total of 2 203 fatal cases in Europe and EFTA countries and 11 821 in the rest of the world have been reported up to date.

This report is based on official information provided by national public health websites or through other official communication channels. Reported number of confirmed 2009 pandemic influenza A (H1N1) cases admitted to hospitals and intensive care, by country, as of 13 January 2010, 09.00 CEST in EU and EFTA countries are in Table 1. An update on the number of confirmed fatal cases for the world and Europe is presented in Table 2.

#### Epidemiologic update

All 27 EU and 4 EFTA countries are reporting cases of pandemic (H1N1) 2009 influenza. A total of 2 203 deaths have been reported since April 2009 (Table 2). From week 41 to 51 the numbers of deaths each had shown a steady increase almost doubling every fortnight over six weeks. The fall observed in weeks 52 and 53 was to be expected as it represents official reports placed on national web-sites and a number of Member States have not been doing this in what was a holiday week. While the most deaths have to date been in Western Europe there are increasing numbers of deaths being reported from Central and Eastern Europe. The reported cumulative fatal pandemic (H1N1) cases in the world have now passed 10,000 cases (Table 2). However, because of lack of laboratory confirmation and underreporting among other factors, this is likely to be a gross underestimation of the true number of fatalities associated with the pandemic. Available updates on hospital admissions, per Member State, can be found in Table 1.

**Erratum:**

The correct quote from president Obama under the "Updates from the US and Canada" in yesterday's (12.10.2009) Daily Update should read:

"I encourage all Americans to observe this week by getting the H1N1 flu vaccine if they have not yet done so, and by asking their families, friends, and co-workers to do the same."

**Table 1. Reported number of confirmed 2009 pandemic influenza A(H1N1) cases admitted to hospitals and intensive care, by country, as of 13 January 2010, 09.00 CEST in EU and EFTA countries.**

Country (date of report)	Number of cases currently hospitalised	Cumulative number of cases admitted in hospitals	Number of cases currently in intensive care	Cumulative number of cases admitted to intensive care
Austria (08.01.)	-	-	-	-
Belgium (07.01.)	-	-	-	-
Bulgaria (13.12)	-	-	-	-
Cyprus(11.01)	-	-	3	27
Czech Republic (06.01.)	-	-	-	-
Denmark (06.01.)	-	-	10	81
Estonia (07.01.)	-	-	-	-
Finland (23.12.)	2	-	6	-
France (11.01.)	-	-	180	1181
Germany (05.01.)	-	-	-	-
Greece (07.01.)	-	-	-	-
Hungary (30.12.)	-	-	-	-
Iceland (10.12.)	3	180	1	20
Ireland (07.01.)	148	1043	9	87
Italy (03.12.)	-	933	-	453
Latvia (07.01.)	-	-	-	-
Liechtenstein (07.01.)	-	-	-	-
Lithuania (08.01.)	-	-	-	-
Luxembourg (27.12.)	-	-	0	0
Malta (04.09.)	-	46	-	1
Netherlands (08.01.)	-	2178	-	-
Norway (06.01.)	4	1317	2	172
Poland (22.12.)	-	-	-	-
Portugal (06.01.)	73	-	18	-
Romania (09.01.)	-	-	-	-
Slovakia (12.01.)	38	305	12	110
Slovenia (07.01.)	76	-	-	-
Spain (30.12.)	-	-	-	-
Sweden (07.01.)	-	-	-	-
Switzerland (07.01.)	8	480	-	87
United Kingdom* (08.01.)	393	-	103	-

Note: Data for the EU and EFTA countries correspond to the Ministry of Health or surveillance centre websites. New updates with changes in figures are highlighted in gray. (-) denotes no information readily available in official sources.

\* Data includes information for England only. Other cumulative hospitalisations are: Scotland (1482), Wales (444) and Northern Ireland (577).

**Table 2. Reported number of new and cumulative confirmed fatal 2009 pandemic influenza A(H1N1) cases in EU and EFTA countries, as 13 January 2010, 09.00 CEST, and in the rest of the world by country, as of 12 January 2010, 16.00 CEST.**

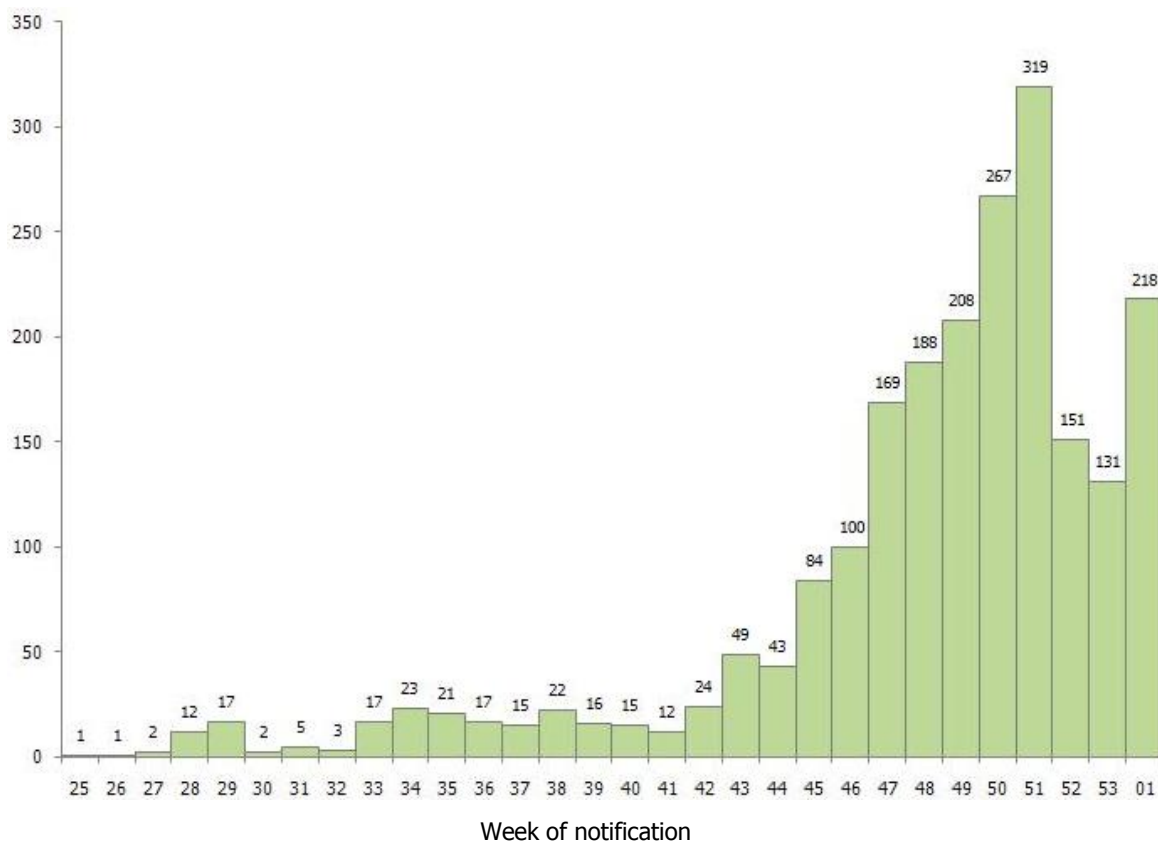
Country	Number of new fatal cases since previous national update	Cumulative number of fatal cases
<b>EU and EFTA countries</b>		
Austria	-	22
Belgium	-	17
Bulgaria	-	35
Cyprus	-	6
Czech Republic	-	67
Denmark	-	30
Estonia	-	13
Finland	-	36
France	-	272*
Germany	-	159
Greece	-	82
Hungary	-	57
Iceland	-	2
Ireland	-	22
Italy	-	200
Latvia	-	31
Lithuania	1	19
Luxembourg	-	3
Malta	1	4
Netherlands	-	54
Norway	-	29
Poland	-	148
Portugal	-	80
Romania	8	92
Slovakia	8	38
Slovenia	-	14
Spain	-	271
Sweden	-	25
Switzerland	-	15
United Kingdom	-	360
<b>Total</b>	<b>18</b>	<b>2203</b>
<b>Other European countries and central Asia</b>		
Albania	-	6
Armenia	-	3
Belarus	-	20
Bosnia and Herzegovina	-	10
Croatia	-	25
Former Yugoslav Republic of Macedonia	-	22
Georgia	-	18
Kosovo	-	14
Moldova	5	35
Montenegro	-	7
Russia	-	19
Serbia	5	66
Ukraine	-	202
<b>Total</b>	<b>10</b>	<b>447</b>
<b>Mediterranean and Middle-East</b>		
Algeria	-	54
Bahrain	-	7
Egypt	8	195
Iran	-	147
Iraq	-	42
Israel	2	83
Jordan	-	19
Kuwait	3	30
Lebanon	-	5
Libya	-	1

Country	Number of new fatal cases since previous national update	Cumulative number of fatal cases
Morocco	3	53
Occupied Palestinian Territory	-	28
Oman	-	31
Qatar	-	8
Saudi Arabia	-	124
Syria	-	127
Tunisia	3	21
Turkey	-	415
United Arab Emirates	-	6
Yemen	-	28
<b>Total</b>	<b>19</b>	<b>1424</b>
<b>Africa</b>		
Ghana	-	1
Madagascar	-	3
Mauritius	-	8
Mozambique	-	2
Namibia	-	1
Sao Tome & Principe	-	2
South Africa	-	93
Sudan	-	5
Tanzania	-	1
<b>Total</b>	<b>-</b>	<b>116</b>
<b>North America</b>		
Canada	-	416
Mexico	-	880
USA	-	2290
<b>Total</b>	<b>-</b>	<b>3586</b>
<b>Central America and Caribbean</b>		
Bahamas	-	4
Barbados	-	3
Bermuda	1	1
Cayman Islands	-	1
Costa Rica	-	47
Cuba	-	49
Dominican Republic	-	23
El Salvador	-	31
Guatemala	-	18
Honduras	-	16
Jamaica	-	7
Nicaragua	-	11
Panama	-	11
Saint Kitts and Nevis	-	2
Saint Lucia	-	1
Suriname	-	2
Trinidad-Tobago	-	5
<b>Total</b>	<b>1</b>	<b>232</b>
<b>South America</b>		
Argentina	-	617
Bolivia	-	59
Brazil	-	1632
Chile	-	150
Colombia	-	196
Ecuador	-	96
Paraguay	-	52
Peru	-	208
Uruguay	-	33
Venezuela	-	121
<b>Total</b>	<b>-</b>	<b>3164</b>
<b>North-East and South Asia</b>		
Afghanistan	-	17
Bangladesh	-	6

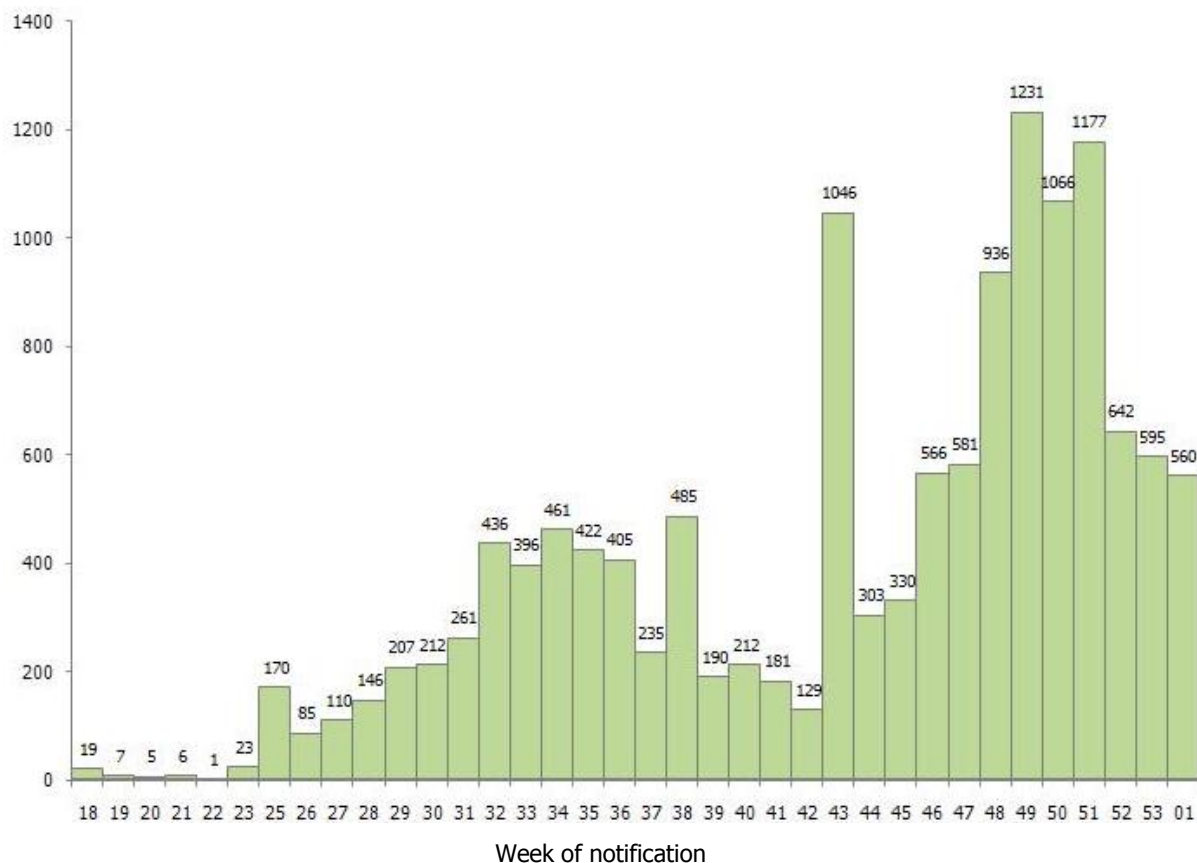
Country	Number of new fatal cases since previous national update	Cumulative number of fatal cases
China (Mainland)	-	659
Hong Kong SAR China	-	55
India	7	1066
Japan	29	145
Macao SAR China	-	2
Maldives	-	1
Mongolia	2	28
Nepal	-	2
Pakistan	-	14
South Korea	-	170
Sri Lanka	-	45
Taiwan	-	36
<b>Total</b>	<b>38</b>	<b>2246</b>
<b>South-East Asia</b>		
Brunei Darussalam	-	1
Cambodia	-	6
Indonesia	-	10
Laos Peoples Democratic Republic	-	1
Malaysia	-	77
Philippines	-	30
Singapore	-	19
Thailand	-	192
Vietnam	-	53
<b>Total</b>	<b>-</b>	<b>389</b>
<b>Australia and Pacific</b>		
Australia	-	191
Cook Islands	-	1
Marshall Islands	-	1
New Zealand	-	20
Samoa	-	2
Solomon Islands	-	1
Tonga	-	1
<b>Total</b>	<b>-</b>	<b>217</b>
<b>TOTAL</b>	<b>86</b>	<b>14024</b>

\* Deaths reported from France include 1 in Guyana, 9 in New Caledonia, 7 in the French Polynesia, 7 in La Réunion, 1 in Martinique, 2 in Mayotte, 5 in Guadeloupe and 240 in mainland France.

**Figure 1. Number of confirmed deaths among 2009 pandemic influenza A(H1N1) cases by week of notification in EU and EFTA countries**

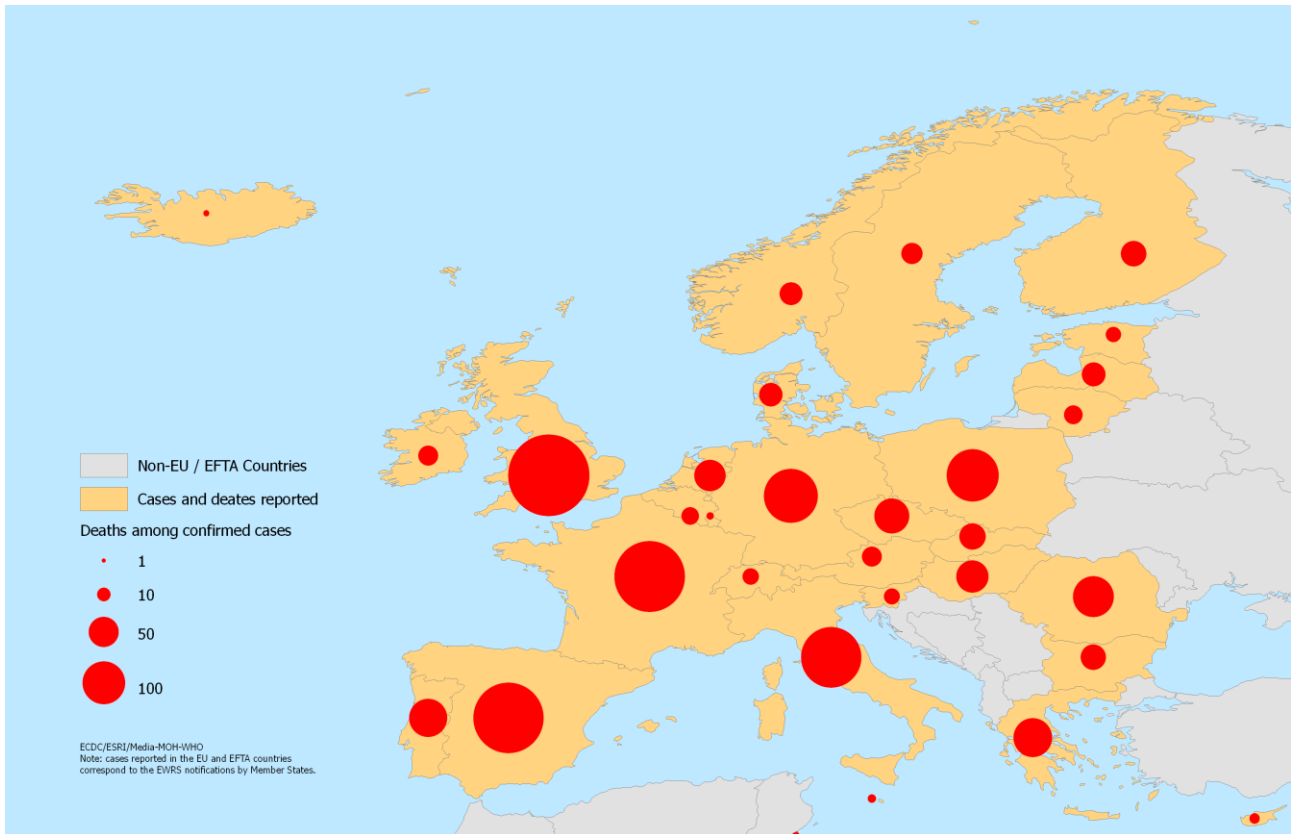


**Figure 2. Number of confirmed deaths among 2009 pandemic influenza A(H1N1) 2009 influenza cases by week of notification in the rest of the world\*.**



\* The apparent increase in the number of deaths in week 43 is due to the aggregate reporting of fatal cases from Brazil from weeks 37 to 40 and to our batch report of US fatal cases since 1 August 2009.

**Figure 3.** Reported cumulative number of confirmed fatal cases of 2009 pandemic influenza A(H1N1) in EU and EFTA countries, as of 13 January 2010, 09.00 CEST



**Figure 4.** Reported cumulative number of confirmed fatal cases of 2009 pandemic influenza A(H1N1) and country status, by country, as of 12 January 2010, 16.00 CEST

