



**Seasonal precipitation predictions
in Desert Locust summer/winter breeding areas
(August 2021 – January 2022)**

FAO Desert Locust Information Service (DLIS) / World Climate Service (WCS)

issued 16 July 2021

In the summer breeding areas of the **Horn of Africa**, wetter than normal conditions continue to be expected in northeast Ethiopia (Afar region) during August and September that would allow one generation of Desert Locust breeding. This is likely to be followed by dry weather throughout the Horn of Africa from October onwards due to La Niña conditions. In **southwest Asia**, after an initial relatively poor start of the monsoon in the summer breeding areas along both sides of the Indo-Pakistan border, wetter than normal conditions are expected towards the end of the monsoon season (September and October) in response to a negative Indian Ocean Dipole. In the interior of **Yemen** and the northern **Sahel of West Africa** and **Sudan**, below-normal rains are expected early in the summer (August) but should improve during September and continue in some areas in October. In the winter breeding areas along both sides of the **Red Sea** and **Gulf of Aden**, drier than normal conditions are expected from November to January.

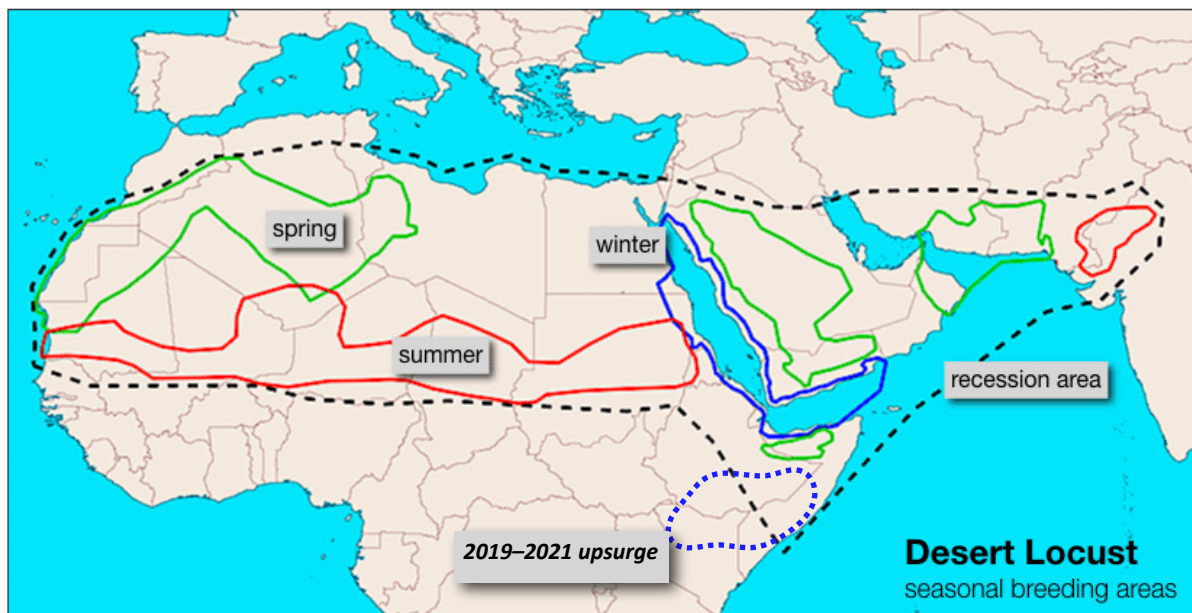
Summer breeding areas (August–October)

- Horn of Africa: wetter than normal August–September (Afar, Ethiopia); drier than normal August–November (Somalia)
- W Africa / Sudan: drier than normal (August), wetter than normal (September) and continuing in Mali, Chad and Sudan (October)
- Yemen interior: drier than normal (August), wetter than normal (September–October)
- Indo–Pakistan: drier than normal (August), slightly wetter than normal (September–October)

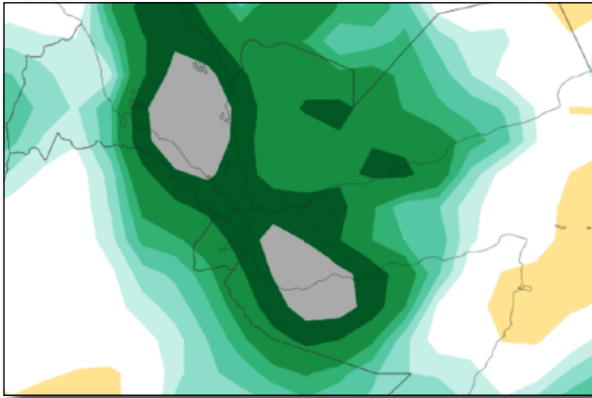
Winter breeding areas (November–January)

- Red Sea / Gulf of Aden: drier than normal

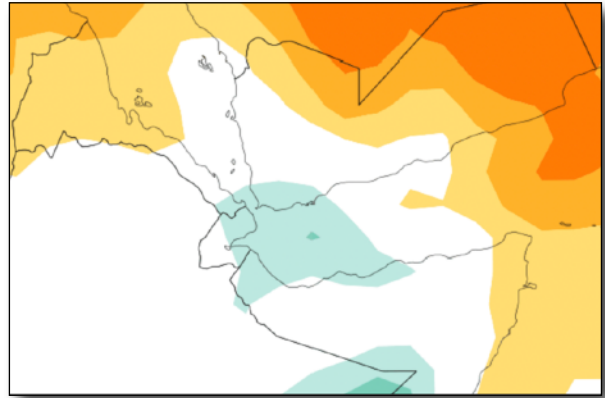
The latest seasonal precipitation predictions, provided by the World Climate Service (WCS) and derived from **six** models, CFSv2, ECMWF and Copernicus (CMCC, DWD, Météo-France, UKMO GloSea6), are one of the most sophisticated products available.



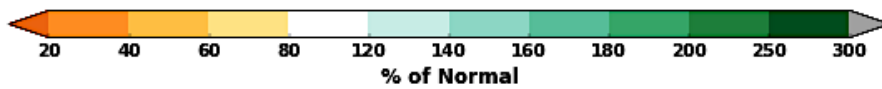
Weekly predicted rainfall anomaly (Horn of Africa and Yemen)



25–31 July 2021

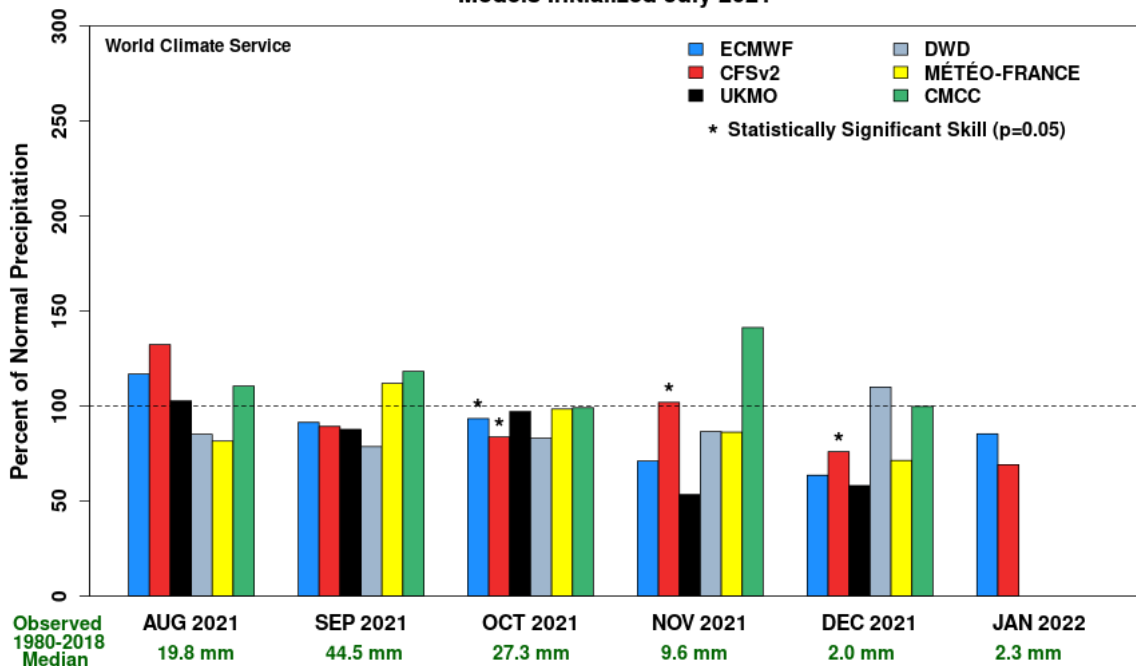


1–7 August 2021



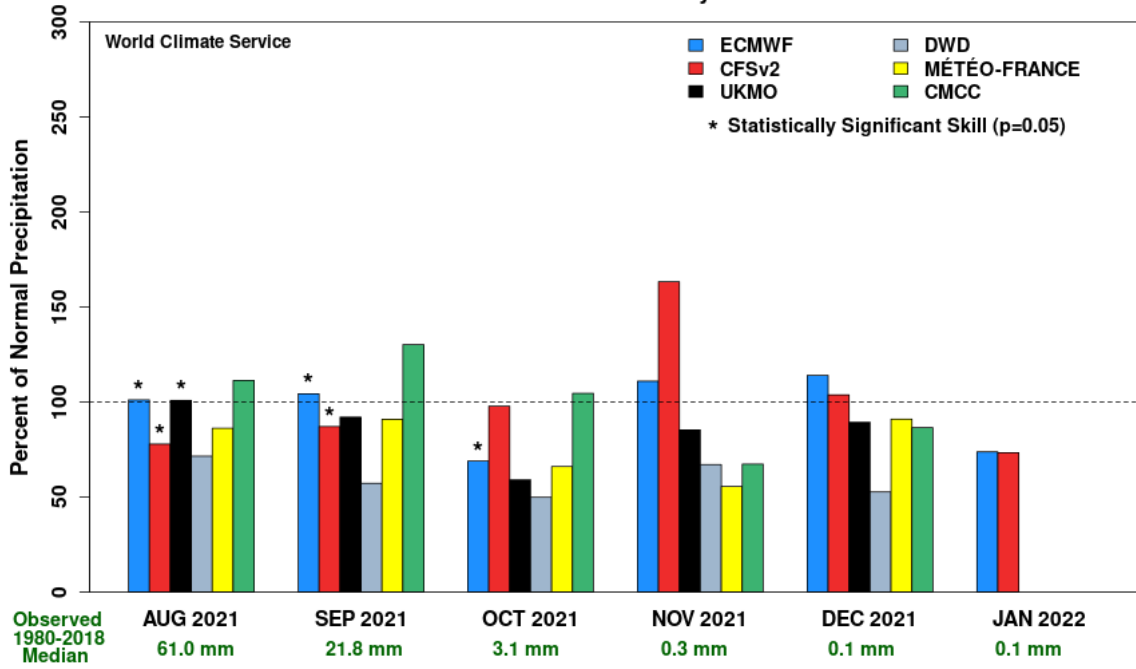
How to interpret the precipitation forecast charts. A value of 100 on the left axis indicates normal rainfall; values less than 100 indicates drier than normal conditions; more than 100 indicates wetter than normal. Little variation between models suggests greater confidence and reliability. An asterisk indicates the most reliable model in each month. When available, the historically best model during the entire forecast period in the region is indicated in the caption.

Precipitation Forecast Summer/Autumn Breeding Region (Horn of Africa) Models Initialized July 2021



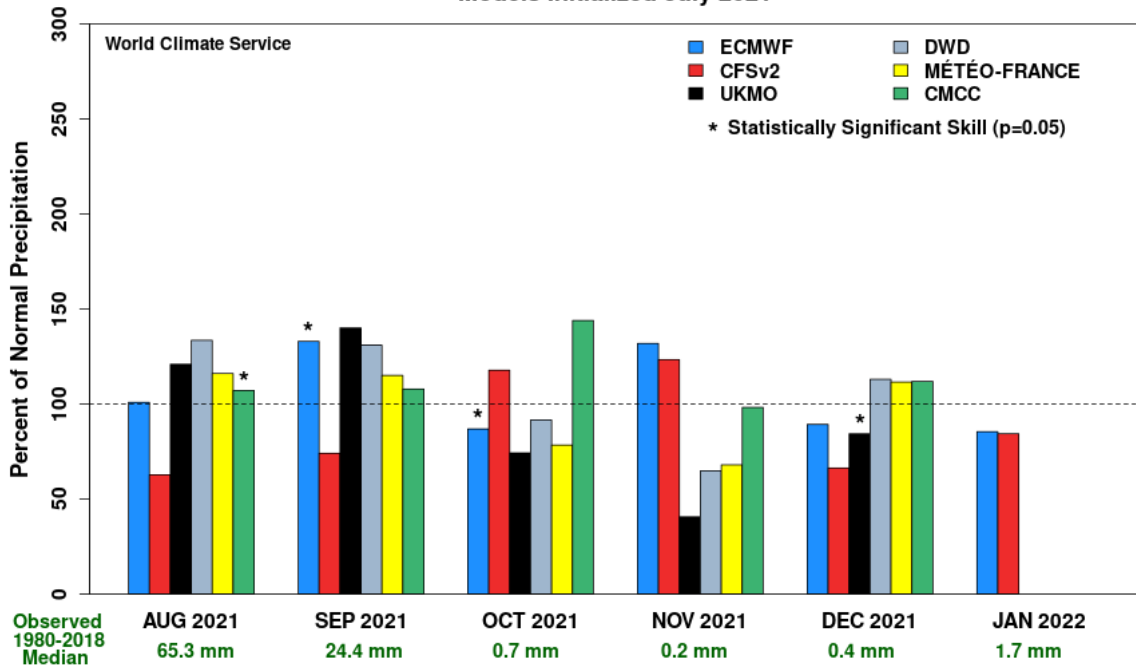
Summer/Autumn breeding, August–December (Horn of Africa)

Precipitation Forecast
Summer Breeding Region (Western)
 Models Initialized July 2021



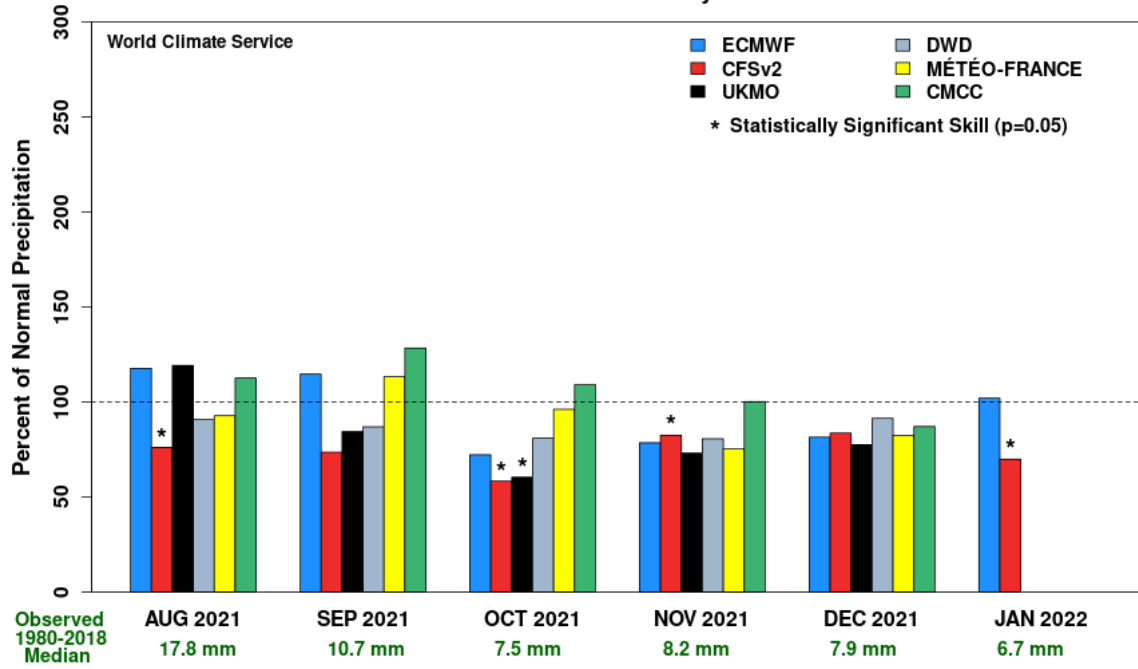
Summer breeding, August–October (Sahel of West Africa – Sudan)
[Historically best: ECMWF]

Precipitation Forecast
Summer Breeding Region (Eastern)
 Models Initialized July 2021



Summer breeding, August–October (Indo/Pakistan)
[Historically best: CMCC]

**Precipitation Forecast
Winter Breeding Region
Models Initialized July 2021**



Winter breeding, November–January (Red Sea)