



Situation Analysis – September 2021



16 Requests received

14 Clearances granted

12 Vessels sailed

17 Vessels Inspected

Compared to 2020 monthly average

↓ 21% decrease

↓ 30% decrease

↓ 39% decrease

↓ 26% decrease

Compared to monthly average since May 2016

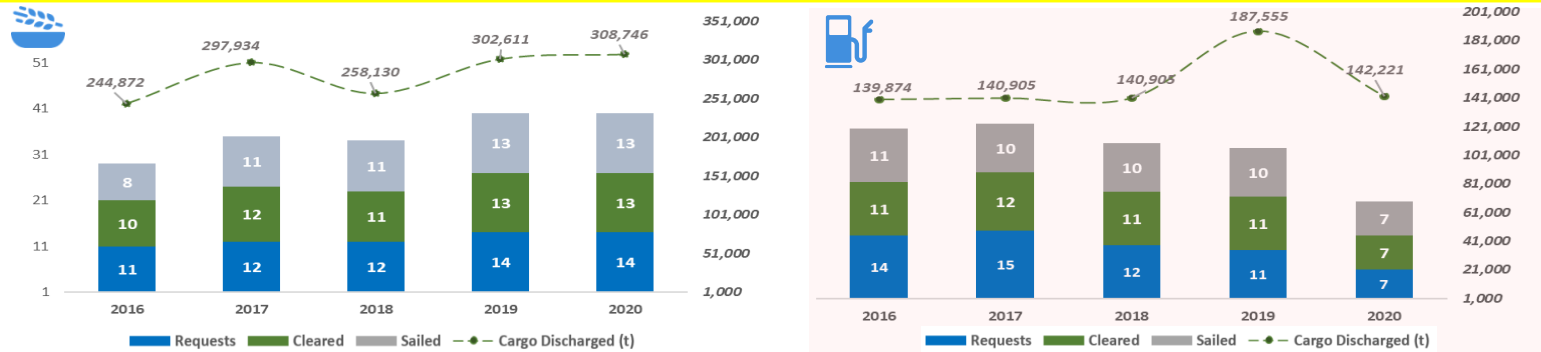
↓ 30% decrease

↓ 33% decrease

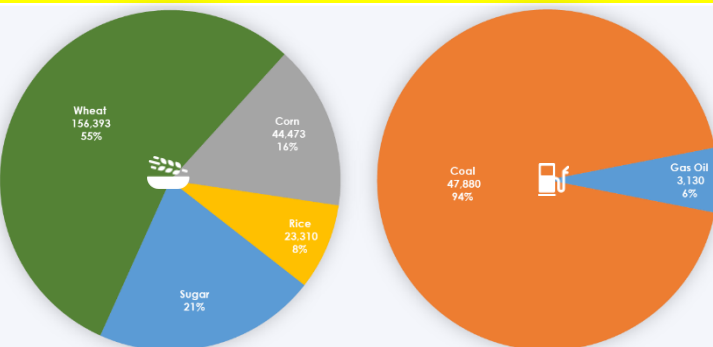
↓ 40% decrease

↑ 12% increase

Food and Fuel Monthly Average by Year



Food and Fuel Discharged in September 2021



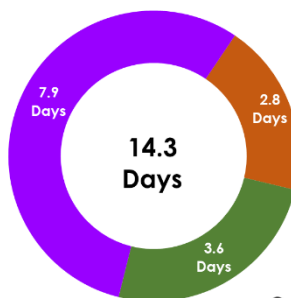
- In September 2021, there was a decrease of 8% in **food** discharged compared to the 2020 monthly average and a 2% decrease compared to the UNVIM monthly average since May 2016, or 284,417 metric tonnes (t) compared to 308,746 t and 289,018 t, respectively.
 - During the reporting month, there was a 64% (51,010 t)* decrease in fuel discharged compared to the 2020 monthly average (142,221 t) and a 62.6% decrease compared to the monthly average since May 2016 (136,548 t).
- * 47,880 t of the 51,010 t of fuel discharged in September 2021 was coal

Food and Fuel Vessel Delays in September 2021

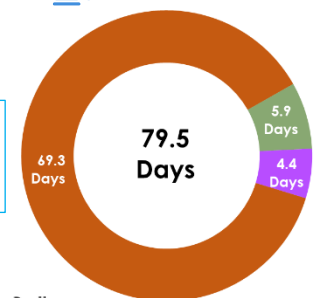
- In September 2021, **food vessels** spent an average of 2.8 days in the Coalition holding area (CHA); 3.6 days at anchorage; and 7.9 days at berth, compared to an average of 2.9 days in the CHA; 4.5 days at anchorage; and 9.3 days at berth in September 2020. Vessels spent 5%, 20% and 15% less time in the CHA, at anchorage and at berth, respectively, compared to September 2020.



Food Vessels



Fuel Vessels



In September 2021, on average food vessels took 14.3 days and fuel vessels took 79.5 days to berth once cleared by UNVIM

- In September 2021, nine (09) **food vessels** proceeded from the CHA to anchorage; 11 berthed; and 10 discharged their cargo and sailed.

Containerised Cargo

Since UNVIM resumed container operations in May 2020, a total of 2,479 containers of food and medical supplies, including COVID-19-related supplies, have been shipped to Hodeidah by five (05) container vessels.

- In September 2021, the average time spent by **fuel vessels** in the CHA was 69.3 days, whereas it was 95.6 days in September 2020, or a 28% decrease year-on-year. In comparison to the 2020 monthly average of 82.2 days, the month of September 2021 saw a 16% decrease.

- Two (02) **fuel vessels** were permitted from the CHA to the anchorage area in September 2021 and subsequently berthed and sailed.

UNVIM-CLEARED CONTAINERS DISCHARGED IN HODEIDAH SINCE MAY 2016



The information contained in this snapshot is accurate as of the date and time of release by UNVIM. The use of any data, graphs, tables or other products obtained from this document, whether directly or indirectly, should acknowledge and/or cite UNVIM as the source.