

# Libya

Statistical Dashboard (1 September 2021)

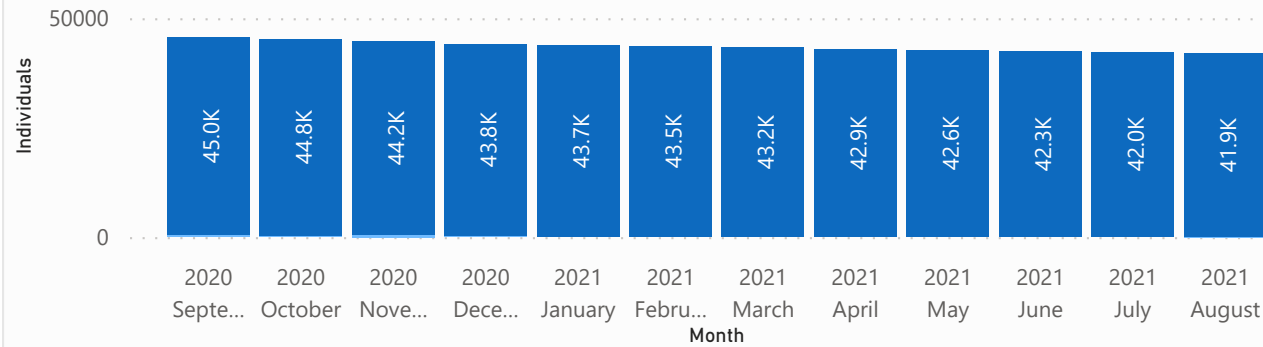
## Key Figures

**41,897** Refugees & Asylum Seekers  
**20,503** Cases  
**18,140** Men  
**8,817** Women  
**14,940** Children  
**1,543** Elderly

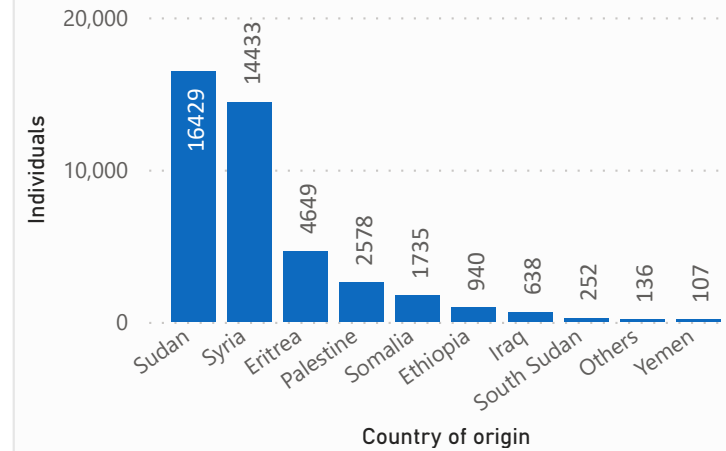
Status:  Urban or DC:   
 Gender:  Mantika:

### Refugee trends

Location: ● DC ● Urban



### Country of Origin



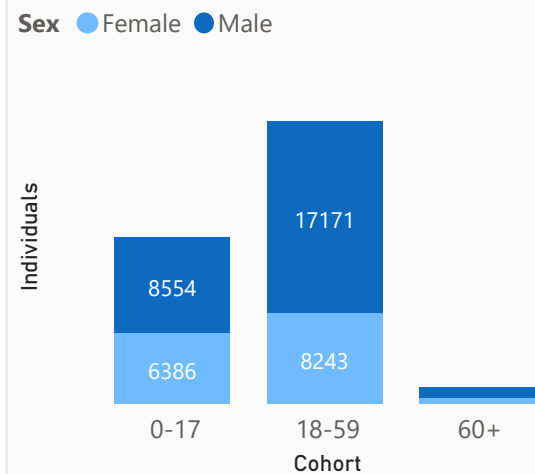
### Place of Residence

Mantika	# of Individuals	% of Individuals
Tripoli	21,213	50.63%
Aljbara	6,312	15.07%
Misrata	4,785	11.42%
Unknown	2,191	5.23%
Azzawya	2,106	5.03%
Zwara	1,610	3.84%
Almargeb	1,339	3.20%
Benghazi	1,011	2.41%
Al Jabal Al Gharbi	404	0.96%
Sebha	151	0.36%
Al Jabal Al Akhdar	150	0.36%

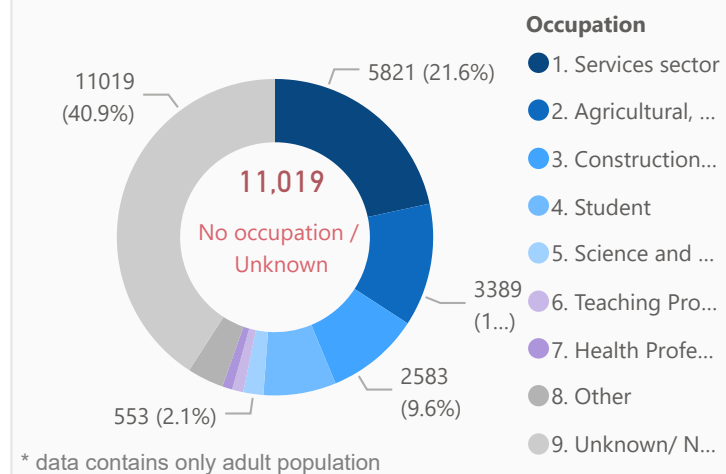
### Specific Needs Categories

Categories	Individuals	% Value
Woman at risk	1,485	3.54%
Unaccompanied or separated children	2,168	5.17%
Torture	1,239	2.96%
Specific legal/protection needs	19,642	46.88%
Single parent or caregiver	387	0.92%
SGBV	517	1.23%
Serious medical condition	4,060	9.69%
Older person at risk	175	0.42%
Family unity	931	2.22%
Disability	686	1.64%
Child at risk	3,664	8.75%
_Total	24,323	58.05%

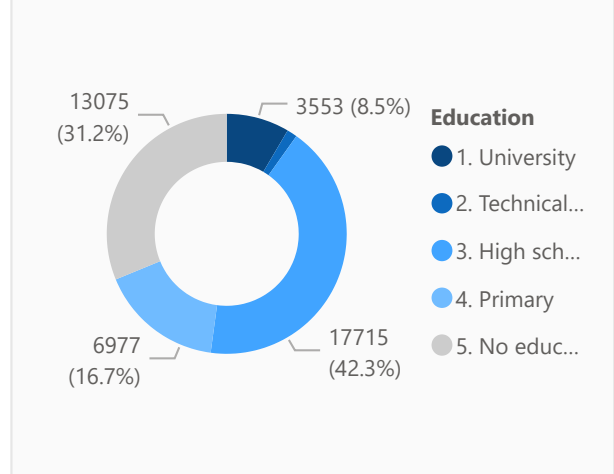
### Demographics



### Occupation at the country of origin

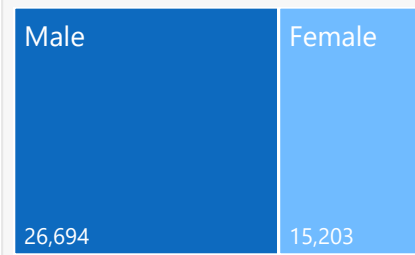


### Education level at the country of origin

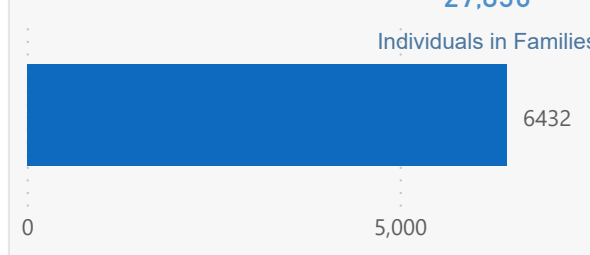


**7,546**  
with multiple Specific Needs Categories

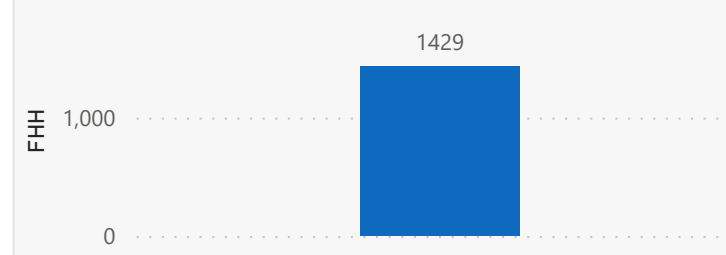
### Gender



### Families



### Female Headed Households



### Single Women

