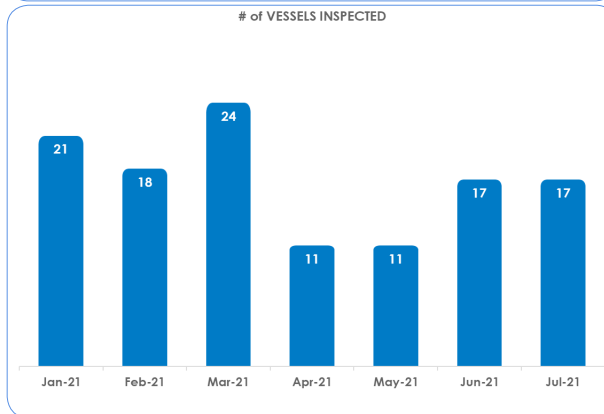
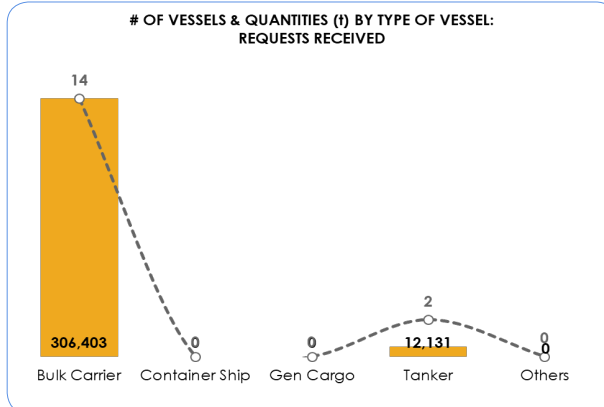




- 16** REQUESTS RECEIVED
- 18** CLEARANCE CERTIFICATES ISSUED
- 14** VESSELS DISCHARGED CARGO & SAILED
- 1** REQUEST CANCELLED
- 0** CLEARANCES REVOKED
- 0** REQUESTS DECLINED

INSPECTIONS

- 0** INTERNATIONAL WATERS
- 17** TERRITORIAL WATERS (17 NEW, 00 RE-INSPECTION)



PRE-CLEARANCE PROCESSING TIMES HOURS

UNVIM

Min 1:00
Max 72:00
Avg 20:00

EHOC

Min 1:00
Max 95:00
Avg 17:00

The processing times are for vessels cleared. Figures are rounded up.

HODEIDAH

- 13 Requests Received
- 14 Clearance Certificates Issued
- 12 Vessels Discharged Cargo & Sailed

SALEEF

- 3 Requests Received
- 4 Clearance Certificates Issued
- 2 Vessels Discharged Cargo & Sailed

TOTAL CARGO CLEARED (t)

374,007 Total



332,103



41,904



0

HODEIDAH

252,368

SALEEF

121,639

RAS ISA

0

TOTAL CARGO DISCHARGED (t)

326,168 Total



292,702



33,466



0

HODEIDAH

247,216

SALEEF

78,953

RAS ISA

0



FOOD

Wheat, Rice, Corn, Soya Beans, Sugar, Vegetables, Cooking Oil, etc.



FUEL

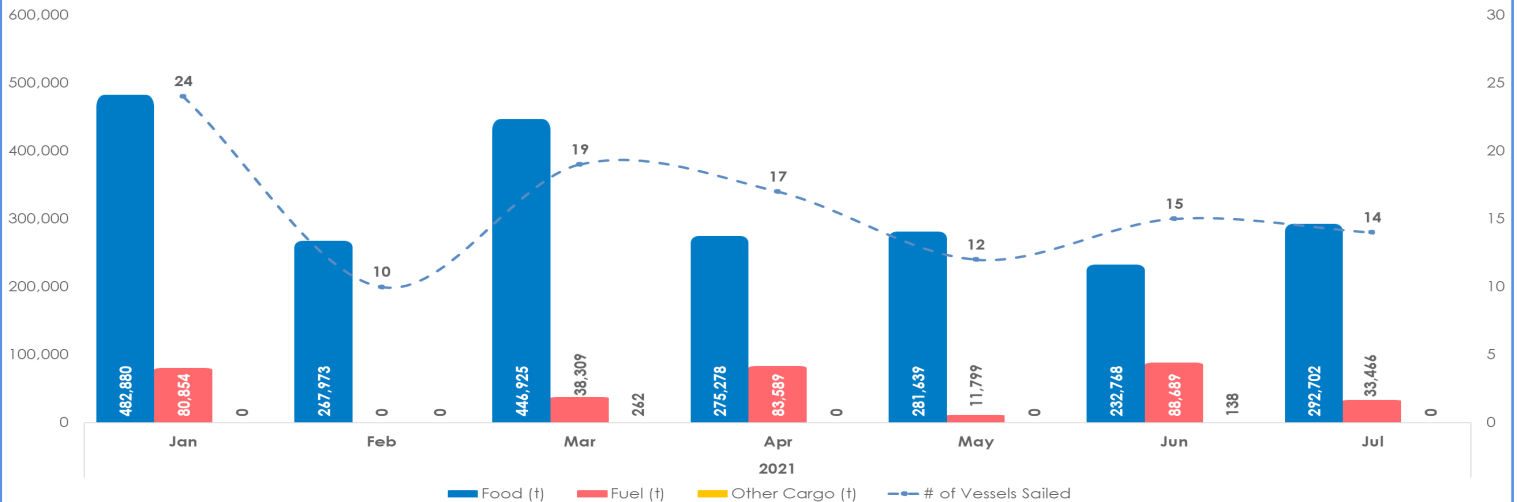
Gas Oil, Gasoline, Diesel, LPG, Kerosene, Steam Coal, etc.



CONTAINERIZED CARGO

Including Medical Equipment, Supplies, etc.

MONTHLY QUANTITIES (t) DISCHARGED BY TYPE OF CARGO



The information contained in this snapshot is accurate as of the date and time of release by UNVIM. The use of any data, graphs, tables or other products obtained from this document, whether directly or indirectly, should acknowledge and/or cite UNVIM as the source.

For more information about UNVIM please visit <https://www.unvime.org>