



**16** Requests received

**18** Clearances granted

**14** Vessels sailed

**17** Vessels Inspected

Compared to 2020 monthly average

↓ 21% decrease

↓ 10% decrease

↓ 29% decrease

↓ 26% decrease

Compared to monthly average since May 2016

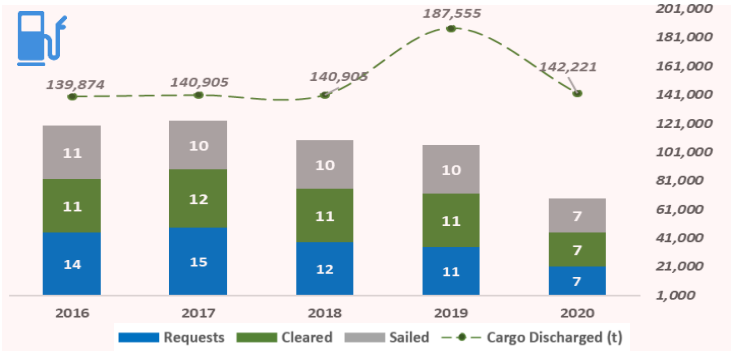
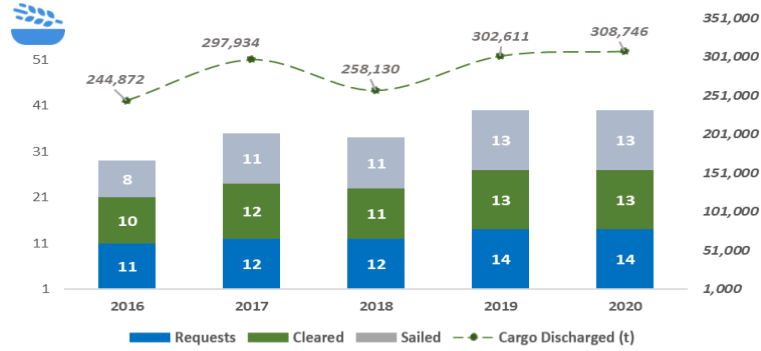
↓ 31% decrease

↓ 15% decrease

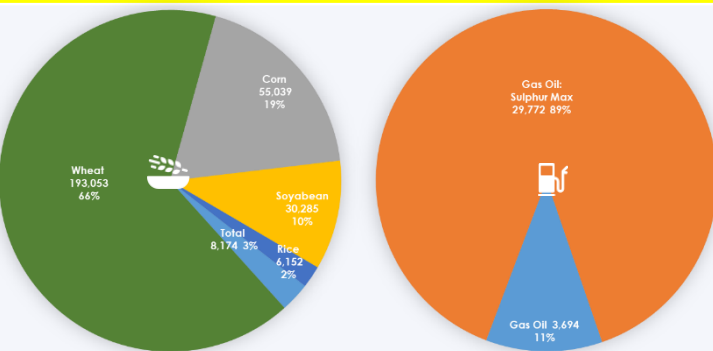
↓ 31% decrease

↑ 12% increase

**Food and Fuel Monthly Average by Year**



**Food and Fuel Discharged in July 2021**



- In July 2021, there was a decrease of 5% in **food** discharged compared to the 2020 average and a 1% increase compared to the UNVIM monthly average since May 2016, or 292,702 metric tonnes (t) compared to 308,746 t and 289,151 t, respectively.
- During the reporting period, there was a 77% (33,466 t) decrease in fuel discharged compared to the 2020 average (142,221 t) and a 76% decrease compared to the monthly average (141,562 t) since May 2016.

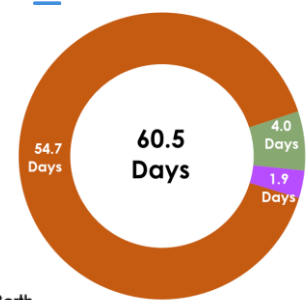
**Food and Fuel Vessel Delays in July 2021**

▪ In July 2021, **food vessels** spent an average of 2.4 days in the Coalition holding area (CHA); 2.9 days at anchorage; and 6.8 days at berth, compared to an average of 3.5 days in the CHA; 19 days at anchorage; and 9.3 days at berth in July 2020. Vessels spent 31% less time in the CHA, 85% and 27% less time at anchorage and berth respectively, compared to July 2020.

**Food Vessels**



**Fuel Vessels**



In July 2021, on average food vessels took 12 days and fuel vessels took 60.5 days to berth once cleared by UNVIM

▪ In July 2021, 15 **food vessels** proceeded from the CHA to anchorage; 14 berthed; and 12 discharged their cargo and sailed.

▪ In July 2021, the average time spent by **fuel vessels** in the CHA was 60.5 days compared to an average of 17.4 days in 2019, or a 248% increase. In 2020, fuel vessels spent an average of 82.6 days and 83 days in July 2020 in the CHA, or a 26% and a 27% decrease, respectively.

▪ Three (03) **fuel vessels** were permitted from the CHA to the anchorage area, two (02) vessels berthed and sailed in July 2021, and one (01) vessel partially discharged its cargo.

**Containerized Cargo**

Since May 2020, a total of 2,479 containers of food and medical supplies, including COVID-19-related supplies, were shipped to Hodeidah by five (05) container vessels. In the reporting month, zero (00) **container vessels** requested for UNVIM clearance but 163 containers were scanned in Djibouti for a sixth vessel.

**UNVIM-CLEARED CONTAINERS DISCHARGED IN HODEIDAH SINCE MAY 2016**

