

OVERVIEW

The ongoing COVID-19 pandemic triggered an unprecedented growth in humanitarian needs across Latin America and the Caribbean in 2020. The immediate health consequences and the long-term effects of health safety measures on longstanding vulnerabilities prompted a massive increase in financial requirements to support humanitarian response. The pandemic, together with the region's protracted crises and the impact of Tropical Storm Eta and Hurricane Iota in Central America, pushed financing requirements to US\$4 billion, nearly four times the support required for 2019 and more than six times the support required for 2018.

41.8M
PEOPLE TARGETED FOR LIFE-SAVING ASSISTANCE BY COVID-19 & DISASTER RESPONSE PLANS

\$4.3B
REQUIRED FOR HUMANITARIAN RESPONSE TO COVID-19 & DISASTER EMERGENCIES

\$1.3B
RECEIVED FOR HUMANITARIAN RESPONSE TO COVID-19 & DISASTER EMERGENCIES

34
COUNTRIES & TERRITORIES COVERED BY NATIONAL OR REGIONAL RESPONSE PLANS

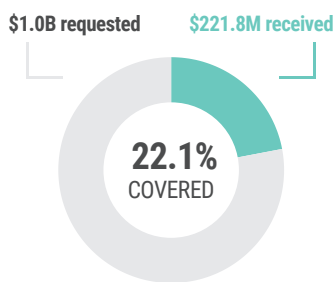


Camotán, Guatemala

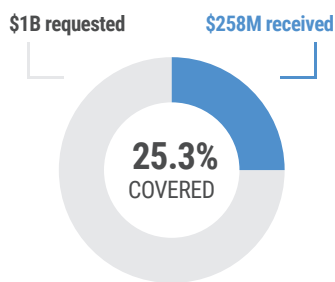
The COVID-19 pandemic has disproportionately affected vulnerable groups such as women and indigenous peoples, requiring scaled-up humanitarian assistance. Photo: UN Women

COVERAGE

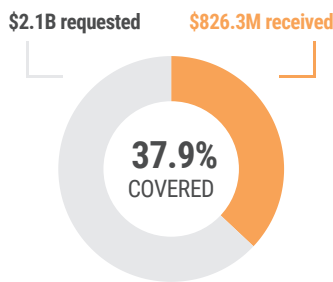
COVID-19 Multi-sector Response Plans included in Global Humanitarian Response Plan



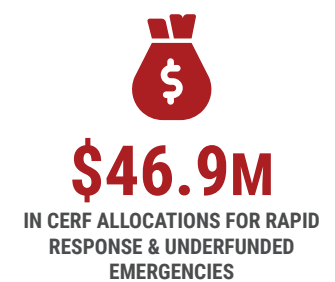
COVID-19 Multi-sector or Socio-economic Response Plans outside Global Humanitarian Response Plan



Humanitarian & Regional Response Plans (HRPs/RRPs)



UN Central Emergency Response Fund (CERF) allocations



Country/Territory	Funding received	National plan	Regional plan
Anguilla	■ ■ ■ ■	✗ NO	✓ YES
Antigua & Barbuda	■ ■ ■ ■	✗ NO	✓ YES
Argentina	■ ■ ■ ■	✗ NO	✓ YES
Aruba	■ ■ ■ ■	✗ NO	✓ YES
Barbados	■ ■ ■ ■	✗ NO	✓ YES
Bolivia	■ ■ ■ ■	✓ YES	✓ YES
Brazil	■ ■ ■ ■	✗ NO	✓ YES
British Virgin Islands	■ ■ ■ ■	✗ NO	✓ YES
Chile	■ ■ ■ ■	✗ NO	✓ YES
Colombia	■ ■ ■ ■	✓ YES	✓ YES
Costa Rica	■ ■ ■ ■	✓ YES	✓ YES
Cuba	■ ■ ■ ■	✓ YES	✗ NO
Curaçao	■ ■ ■ ■	✗ NO	✓ YES
Dominica	■ ■ ■ ■	✗ NO	✓ YES
Dominican Republic	■ ■ ■ ■	✓ YES	✓ YES
Ecuador	■ ■ ■ ■	✓ YES	✓ YES
El Salvador	■ ■ ■ ■	✓ YES	✗ NO
Grenada	■ ■ ■ ■	✗ NO	✓ YES
Guatemala	■ ■ ■ ■	✓ YES	✗ NO
Guyana	■ ■ ■ ■	✗ NO	✓ YES
Haiti	■ ■ ■ ■	✓ YES	✗ NO
Honduras	■ ■ ■ ■	✓ YES	✗ NO
Nicaragua	■ ■ ■ ■	✗ NO	✓ YES
Mexico	■ ■ ■ ■	✗ NO	✓ YES
Montserrat	■ ■ ■ ■	✗ NO	✓ YES
Panama	■ ■ ■ ■	✗ NO	✓ YES
Paraguay	■ ■ ■ ■	✗ NO	✓ YES
Peru	■ ■ ■ ■	✓ YES	✓ YES
St. Kitts & Nevis	■ ■ ■ ■	✗ NO	✓ YES
St. Lucia	■ ■ ■ ■	✗ NO	✓ YES
St. Vincent & the Grenadines	■ ■ ■ ■	✗ NO	✓ YES
Trinidad & Tobago	■ ■ ■ ■	✗ NO	✓ YES
Uruguay	■ ■ ■ ■	✗ NO	✓ YES
Venezuela	■ ■ ■ ■	✓ YES	✗ NO

LATIN AMERICA & THE CARIBBEAN

Humanitarian Response in 2020: Financial Overview

As of 9 February 2021

While OCHA makes every effort to compile all reported financial contributions, this document only accounts for humanitarian financing as reported through the Financial Tracking Service (<https://fts.unocha.org/>) and as published by the UN's Central Emergency Response Fund (<https://cerf.un.org/what-we-do/allocation-summaries>) and **does not reflect the entirety of relief funding allocated throughout 2020**. Please assist OCHA in providing the most comprehensive and accurate information possible by reporting contributions to appeals and plans through Financial Tracking Service.

COVID-19 Multi-sector Response Plans included in Global Humanitarian Response Plan

Country / region	Link	Funding required & received (US\$)			People targeted	2020		2021	
		Required	Received	%		Start	End	Start	End
Colombia	bit.ly/3iU5SsN	\$283.9M	\$36.6M	12.7%	1.3M	Jan	Dec	Jan	Dec
Ecuador	bit.ly/3cnGDh8	\$46.4M	\$19.9M	42.9%	2.4M	Jan	Dec	Jan	Dec
Haiti	bit.ly/2Yns7Of	\$144.4M	\$28.5M	19.7%	10.9M	Jan	Dec	Jan	Dec
Venezuela	bit.ly/36IHifg	\$87.9M	\$44.7M	50.9%	4.5M	Jan	Dec	Jan	Dec
R4V Regional	bit.ly/2KXhZsp	\$438.8M	\$92.1M	21.0%	4.1M	Jan	Dec	Jan	Dec

COVID-19 Multi-sector or Socio-economic Response Plans* outside Global Humanitarian Response Plan

Country / region	Link	Funding required & received (US\$)			People targeted	2020		2021	
		Required	Received	%		Start	End	Start	End
Amazon Triple Border (BR-CO-PE)	bit.ly/39suvd6	\$10.4M	N/A	-	208K	Jan	Dec	Jan	Dec
Eastern Caribbean	bit.ly/3ah63u6	\$29.7M	\$21.6M	72.7%	N/A	Jan	Dec	Jan	Dec
Bolivia*	bit.ly/2NkdDb	\$251.5M	\$55.0M	21.9%	N/A	Jan	Dec	Jan	Dec
Bolivia (Beni department)	bit.ly/2P9B1KF	\$4.6M	\$3.5M	76.1%	480K	Jan	Dec	Jan	Dec
Bolivia (Beni indigenous population)	bit.ly/3pA02yn	\$1.4M	N/A	-	180K	Jan	Dec	Jan	Dec
Costa Rica*	bit.ly/2Mb622Q	\$73.7M	\$25.9M	35.1%	N/A	Jan	Dec	Jan	Dec
Cuba*	bit.ly/3coJQgr	\$76.9M	\$28.4M	36.9%	N/A	Jan	Dec	Jan	Dec
Dominican Republic	bit.ly/3prNjPa	\$40.8M	\$13.1M	32.1%	N/A	Jan	Dec	Jan	Dec
El Salvador	bit.ly/39rPYTn	\$57.9M	\$17.3M	29.9%	736K	Jan	Dec	Jan	Dec
Guatemala	bit.ly/3r0o4nd	\$105.5M	N/A	-	4M	Jan	Dec	Jan	Dec
Honduras	bit.ly/3cjuRu	\$99.0M	\$22.0M	22.2%	3M	Jan	Dec	Jan	Dec
Peru*	bit.ly/3qYINwA	\$273.4M	\$71.9M	26.3%	N/A	Jan	Dec	Jan	Dec

Humanitarian & Regional Response Plans (HRPs/RRPs)

Country / region	Link	Funding required & received (US\$)			People targeted	2020		2021	
		Required	Received	%		Start	End	Start	End
Colombia	bit.ly/39rNCnl	\$209.7M	\$26.9M	12.8%	1.1M	Jan	Dec	Jan	Dec
Haiti	bit.ly/36jggFu	\$327.6M	\$67.6M	20.6%	2.1M	Jan	Dec	Jan	Dec
Venezuela	bit.ly/3otWHAg	\$674.6M	\$162M	21.4%	4.5M	Jan	Dec	Jan	Dec
R4V Regional	bit.ly/3clWNHJ	\$968.8M	\$613M	63.3%	3.99M	Jan	Dec	Jan	Dec

UN Central Emergency Response Fund (CERF) allocations

Country / region	Link	Funding allocated (US\$)			People targeted	2020		2021	
		Required	Received	%		Start	End	Start	End
Colombia	bit.ly/3toNiOG	\$5M			185K	Jan	Dec	Jan	Dec
Colombia (Global COVID-19)	bit.ly/36VIOWI	\$214K			N/A	Jan	Dec	Jan	Dec
El Salvador (Amanda/Cristobal)	bit.ly/3cFHVUO	\$2.99M			34K	Jan	Dec	Jan	Dec
Guatemala (Drought)	bit.ly/3tsFATq	\$4.99M			56.6K	Jan	Dec	Jan	Dec
Guatemala (Eta/Iota)	bit.ly/3rjgrIT	\$2.52M			216K	Jan	Dec	Jan	Dec
Haiti	bit.ly/2Loe0Wa	\$6.99M			154K	Jan	Dec	Jan	Dec
Haiti	bit.ly/3ay2n7v	\$5M			134K	Jan	Dec	Jan	Dec
Haiti (Global COVID-19)	bit.ly/36VIOWI	\$4M			265K	Jan	Dec	Jan	Dec
Nicaragua (Eta/Iota)	bit.ly/3jiusUd	\$2M			95.9K	Jan	Dec	Jan	Dec
Honduras (Eta/Iota)	bit.ly/3pQYqBd	\$3.9M			171K	Jan	Dec	Jan	Dec
Honduras (Drought)	bit.ly/3awRG5b	\$5M			72.7K	Jan	Dec	Jan	Dec
Venezuela (Global COVID-19)	bit.ly/36VIOWI	\$4.3M			N/A	Jan	Dec	Jan	Dec

Emergency Response Plans

Country / region	Link	Funding required & received (US\$)			People targeted	2020		2021	
		Required	Received	%		Start	End	Start	End
Guatemala (Eta/Iota Action Plan)	bit.ly/3dDOLuG	\$39.1M	N/A	-	N/A	Jan	Dec	Jan	Dec
Honduras (Eta/Iota Flash Appeal)	bit.ly/2YrC4tS	\$90M	\$27.3M	30.3%	1.4M	Jan	Dec	Jan	Dec
Nicaragua (Eta/Iota Action Plan)	bit.ly/2NBixfk	\$50.9M	N/A	-	287K	Jan	Dec	Jan	Dec

The boundaries and names shown and the designations used do not imply official endorsement or acceptance by the United Nations. The numbers presented are for orientation and not conclusive.