

HIGHLIGHTS

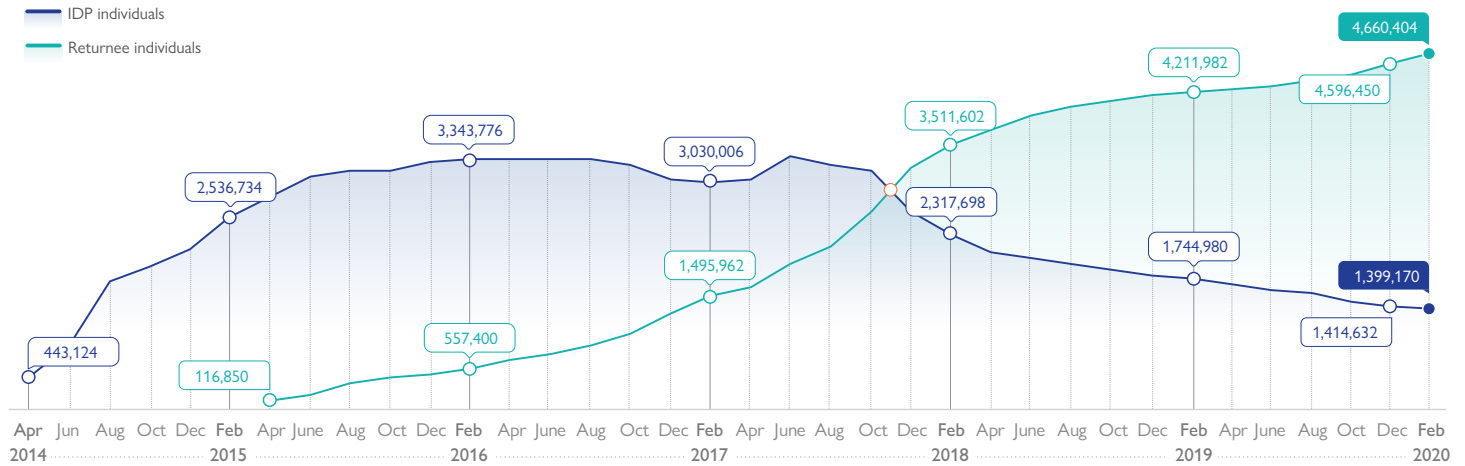


Figure 1. Number of IDPs and returnees over time

Data collection for Round 114 took place during the months of January and February 2020. As of 29 February 2020, DTM identified 4,660,404 returnees (776,734 households) across 8 governorates, 38 districts and 1,956 locations. An additional 63,954 returnees were recorded during data collection for Report 114, which is significantly lower than the number of new returnees in the previous round (135,642 new returnees in Report 113). Most returned to the governorates of Anbar (26,016), Ninewa (19,404) and Salah al-Din (5,754).

During the same period, DTM also identified 1,399,170 IDPs (233,195 households) dispersed across 18 governorates, 104 districts and 3,004 locations in Iraq (-37 locations since the previous round).

Despite the overall decrease in the number of IDPs (-15,462 since the previous round), 10,530 individuals were displaced in the assessed locations during January and February. Most of these displacement movements

were secondary, with 5,910 individuals moving between locations of displacement, including 228 individuals who arrived from camps and 2,046 individuals who were re-displaced after returning. 2,574 individuals were displaced from their areas of origin for the first time. Most of them fled from Baghdad and Diyala governorates due to ongoing demonstrations, the worsening security situation, lack of services and lack of employment opportunities.

In terms of areas of origin, 59 per cent of the current caseload of IDPs come from Ninewa Governorate, mainly from Mosul (287,070 individuals), Sinjar (267,150) and Al-Ba'aj (111,474). The second largest shares of IDPs come from Salah al-Din and Anbar governorates with 11 per cent each. The top districts of origin are Tooz Khurmatu (41,682 individuals), Baiji (33,006) and Balad (31,446) in Salah al-Din and Ramadi (69,948), Falluja (50,802) and Al-Ka'im (12,648) in Anbar.

👤 Displacement Overview		
As of 29 February 2020		
👤 1,399,170 IDP individuals	👤👤 233,195 IDP households	
Main Governorates of Displacement		
Ninewa 331,170 IDPs	Dahuk 318,786 IDPs	Erbil 237,408 IDPs
Geographic Distribution		
📍 18 Governorates	📍 104 Districts	📍 3,004 Locations

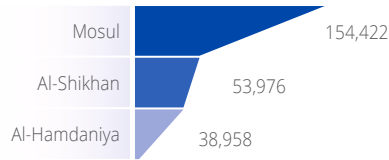
👤 Return Overview		
As of 29 February 2020		
👤 4,660,404 Returnee individuals	👤👤 776,734 Returnee households	
Main Governorates of Return		
Ninewa 1,785,738 Returnees	Anbar 1,479,720 Returnees	Salah al-Din 680,946 Returnees
Geographic Distribution		
📍 8 Governorates	📍 38 Districts	📍 1,956 Locations

DISPLACEMENT OVERVIEW

The below graphs show (1) the number of IDPs in all governorates of displacement, (2) the number of IDPs per main districts as well as (3) the proportion of IDPs per governorate of origin for each governorate of displacement.

Ninewa 331,170 IDPs

▶ Three main districts of displacement

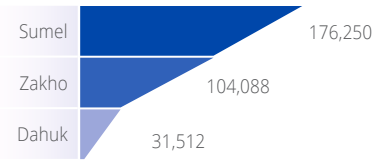


▶ Governorates of origin



Dahuk 318,786 IDPs

▶ Three main districts of displacement

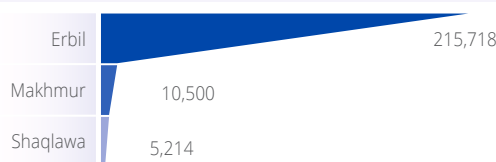


▶ Governorates of origin

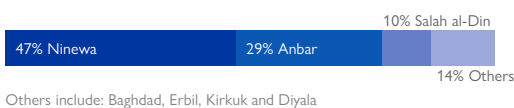


Erbil 237,408 IDPs

▶ Three main districts of displacement

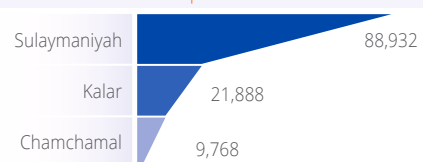


▶ Governorates of origin



Sulaymaniyah 140,304 IDPs

▶ Three main districts of displacement

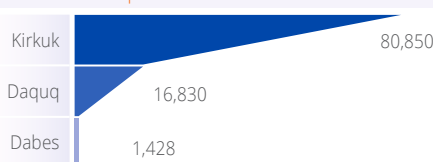


▶ Governorates of origin



Kirkuk 99,534 IDPs

▶ Three main districts of displacement

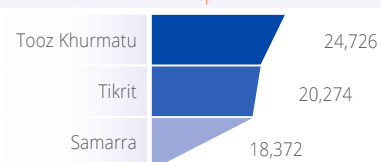


▶ Governorates of origin



Salah al-Din 74,484 IDPs

▶ Three main districts of displacement

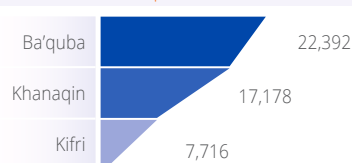


▶ Governorates of origin



Diyala 54,132 IDPs

▶ Three main districts of displacement

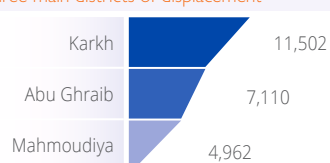


▶ Governorates of origin

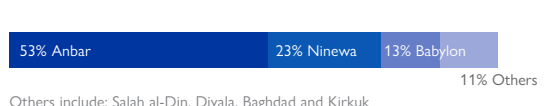


Baghdad 38,076 IDPs

▶ Three main districts of displacement



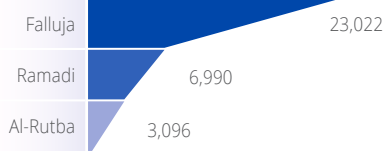
▶ Governorates of origin



DISPLACEMENT OVERVIEW

Anbar 36,384 IDPs

▶ Three main districts of displacement



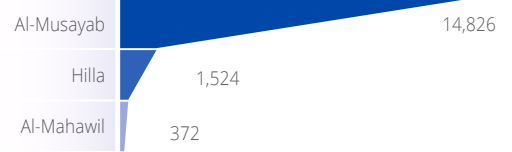
▶ Governorates of origin



Others include: Salah al-Din, Baghdad, Ninewa and Kirkuk

Babylon 17,016 IDPs

▶ Three main districts of displacement



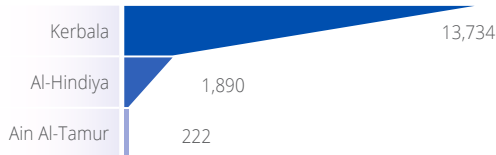
▶ Governorates of origin



Others include: Anbar, Baghdad, Diyala, Salah al-Din and Kirkuk

Kerbala 15,846 IDPs

▶ Three main districts of displacement



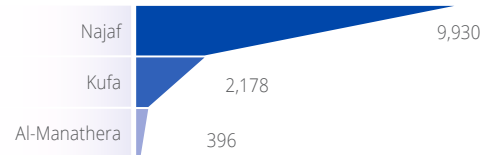
▶ Governorates of origin



Others include: Anbar, Kirkuk, Diyala, Salah al-Din and Baghdad

Najaf 12,504 IDPs

▶ Three main districts of displacement



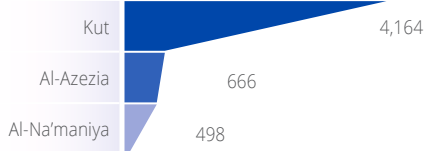
▶ Governorates of origin



Others include: Diyala, Salah al-Din, Anbar and Kirkuk

Wassit 6,384 IDPs

▶ Three main districts of displacement



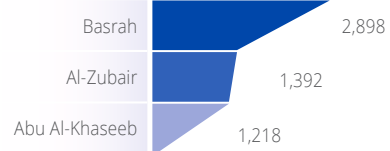
▶ Governorates of origin



Others include: Diyala, Salah al-Din and Anbar

Basrah 6,528 IDPs

▶ Three main districts of displacement



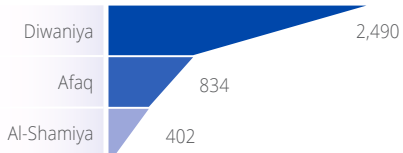
▶ Governorates of origin



Others include: Diyala, Baghdad and Babylon

Qadisiya 3,900 IDPs

▶ Three main districts of displacement



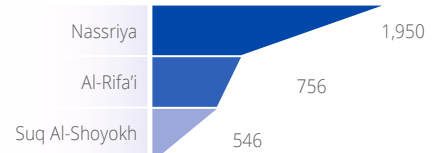
▶ Governorates of origin



Others include: Baghdad and Salah al-Din

Thi-Qar 3,426 IDPs

▶ Three main districts of displacement



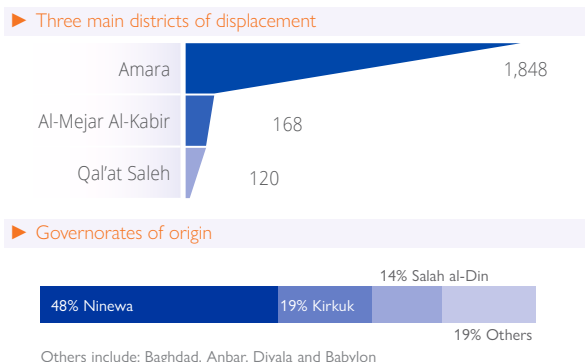
▶ Governorates of origin



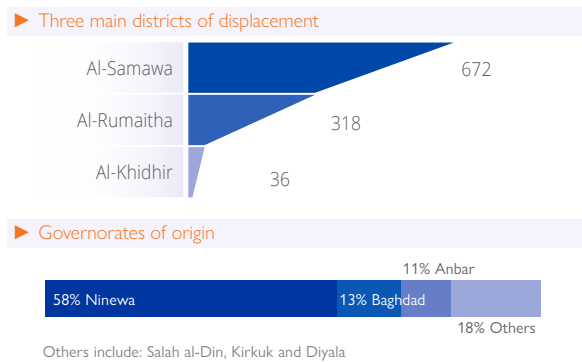
Others include: Baghdad, Salah al-Din, Diyala, Kirkuk and Babylon

DISPLACEMENT OVERVIEW

Missan 2,262 IDPs



Muthanna 1,026 IDPs



IDPs SITUATION UPDATE

Overall IDP figures: During January and February, DTM identified 1,399,170 IDPs (233,195 households) dispersed across 18 governorates, 104 districts and 3,004 locations in Iraq. DTM recorded a decrease of 15,462 IDPs since the previous round, with the largest decrease taking place in Salah al-Din (-5,310, representing a -7% change in the IDP caseload in the governorate), followed by Ninewa (-3,618, -1%) and Baghdad (-2,502, -6%).

Recent IDP movements: Despite the overall decrease in the numbers of IDPs, 10,530 individuals arrived in assessed locations during January and February. The majority of new arrivals (5,910 individuals, 56%) came from other locations of displacement, including 228 individuals who arrived from camps. Most of the new arrivals from camps were recorded in Ninewa (210 individuals, 92%), mainly in Sinjar (108), Mosul (60) and Tilkaif (30). In addition, 2,046 individuals were re-displaced after returning due to lack of employment opportunities, poor services or security, housing damage and fear related to change in ethno-religious composition. The majority of these IDPs originally come from Telafar and Mosul in Ninewa, 1,038 and 528 individuals respectively. The main district of displacement is Najaf (858 individuals).

2,574 individuals were displaced from their area of origin for the first time. Most of them fled from Baghdad and Diyala governorates due to the ongoing demonstrations, the worsening security situation, lack of services and lack of employment opportunities. The main districts of displacement are Erbil (1,566 individuals) and Sulaymaniya (660).

IDPs areas of origin: 59 per cent of the current caseload of IDPs come from Ninewa Governorate, mainly from Mosul (287,070 individuals), Sinjar (267,150) and Al-Ba'aj (111,474). The second largest shares of IDPs come from Salah al-Din and Anbar governorates with 11 per cent each. The top districts of origin are Tooz Khurmatu (41,682 individuals), Baiji (33,006) and Balad (31,446) in Salah al-Din and Ramadi (69,948), Falluja (50,802) and Al-Ka'im (12,648) in Anbar.

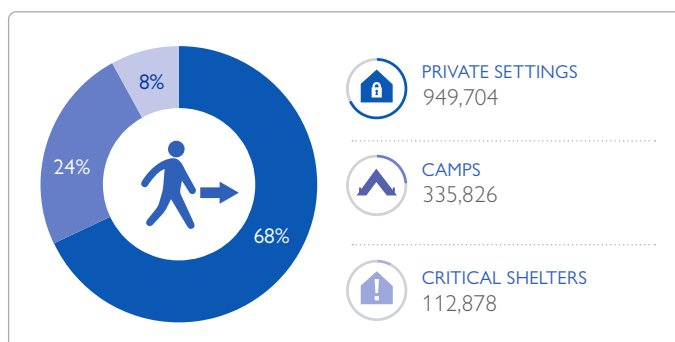
Shelter Types: 68 per cent of IDPs are living in private settings (949,704 individuals), 24 per cent are in camps (335,826) and 8 per cent (112,878) are in critical shelters. A decrease of 864 IDPs in camp settings was

recorded mainly in Ninewa (-1,506), Kirkuk (-312) and Erbil (-144). At the district level, the three districts with the greatest decreases of IDPs living in camp settings are Mosul (-912), followed by Al-Hamdaniya (-660) and Daquq (-312).

A decrease of 2,742 IDPs living in critical shelters (i.e. informal settlements, religious buildings, schools, unfinished or abandoned buildings and habitual residences that are severely damaged or destroyed) has been observed since the previous round. While on a national level eight per cent of IDPs continue to live in critical shelters, there is notable variation among governorates: Anbar (44%), Salah al-Din (28%), Qadissiya (19%), Missan (11%), Dahuk (11%) and Baghdad (11%). Of those living in critical shelters, 70 per cent can be found in three governorates: Dahuk (34,992 individuals, 31%), Ninewa (22,038, 20%) and Salah al-Din (20,922, 19%). The top three districts hosting IDPs in critical shelters are Sumel (27,744 individuals, 25%), Falluja (12,816, 11%) and Samarra (9,846, 9%). There are also 77 locations where all IDPs are living in critical shelters, a total of 26,508 individuals, mainly in Anbar, Salah al-Din and Ninewa.

Reasons for movements: Overall reasons for the decrease in the numbers of IDPs remain consistent across rounds and include improvements in the security situation and the provision of services and rehabilitation of houses in areas of origin. Similar to the previous round, some families in Al-Fares and Samarra districts in Salah al-Din were able to obtain the security clearance necessary to return to their areas of origin.

Figure 2. IDP shelter types

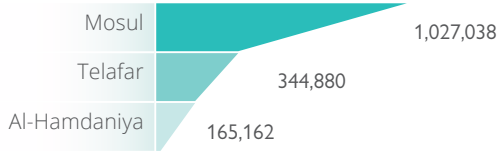


RETURNS OVERVIEW

The below graphs show (1) the number of returnees in all governorates of origin, (2) the number of returnees per main districts as well as (3) the proportion of returnees per governorate of last displacement for each governorate of origin

Ninewa 1,785,738 Returnees

▶ Three main districts of return



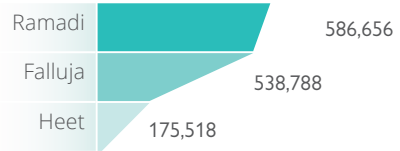
▶ Governorates of last displacement



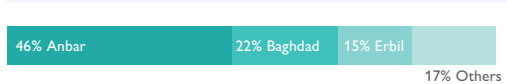
Others: Najaf, Kerbala, Baghdad, Babylon, Kirkuk, Wassit, Sulaymaniyah, Salah al-Din, Basrah, Missan, Qadissiya, Thi-Qar, Muthanna, Diyala and Anbar

Anbar 1,479,720 Returnees

▶ Three main districts of return



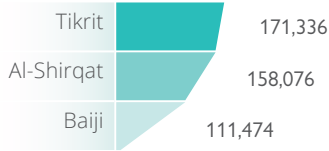
▶ Governorates of last displacement



Others: Kirkuk, Sulaymaniyah, Babylon, Salah al-Din, Dahuk, Kerbala, Ninewa and Diyala

Salah al-Din 680,946 Returnees

▶ Three main districts of return



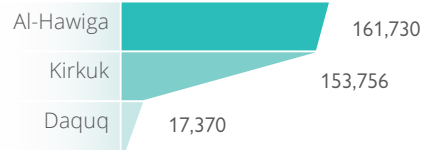
▶ Governorates of last displacement



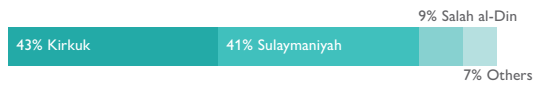
Others: Sulaymaniyah, Baghdad, Dahuk, Basrah, Kerbala, Najaf, Wassit, Missan and Diyala

Kirkuk 340,092 Returnees

▶ Three main districts of return



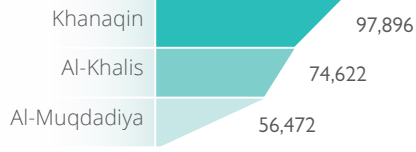
▶ Governorates of last displacement



Others: Erbil, Ninewa, Baghdad and Babylon

Diyala 230,190 Returnees

▶ Three main districts of return



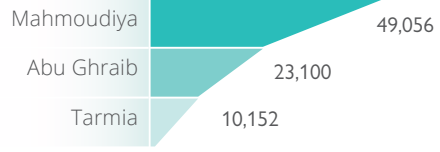
▶ Governorates of last displacement



Others: Baghdad, Erbil and Kerbala

Baghdad 90,072 Returnees

▶ Three main districts of return



▶ Governorates of last displacement




Others: Sulaymaniyah, Kerbala and Missan

Erbil 52,878 Returnees

▶ Three main districts of return



▶ Governorates of last displacement




Dahuk 768 Returnees

▶ Three main districts of return



▶ Governorates of last displacement



RETURNS OVERVIEW

RETURNEES SITUATION UPDATE

Overall return figures: DTM identified 4,660,404 returnees (776,734 households) across 8 governorates, 38 districts and 1,956 locations in Round 114. During this round, DTM expanded its coverage by including 91 new, previously unassessed areas: 46 new locations in Ninewa, 40 in Erbil, 3 in Anbar and 2 in Diyala. Ninewa, Anbar and Salah al-Din are the governorates which have both the highest number of returnees and the highest increases in the numbers of returnees since the previous round, hosting a total of 1,785,738 individuals (including an additional 19,404 new returns since December 2019) in Ninewa, 1,479,720 (26,016 new returns) in Anbar and 680,946 (5,754 new returns) in Salah al-Din.

During January and February, DTM recorded 4,782 returnees who have arrived from camps. The majority of them returned to Ninewa (2,988 individuals) with the top three districts being Al-Ba'aj (936), Hatra (690) and Sinjar (612). Out of all new returnees from camps, 2,058 individuals returned to locations with severe conditions.¹

District-level figures: At the district level in the top three governorates, Mosul in Ninewa remains the district hosting the highest number of returnees: 22 per cent of all returnees (1,027,038 individuals). Mosul also had one of the largest influxes of returnees in terms of raw numbers during this round (6,702 individuals). By comparison, the largest percentage increase of returnees took place in Al-Ba'aj, which witnessed a 36 per cent increase since December (7,824 individuals), followed by Hatra with a 2 per cent increase (690 individuals). The increase in the number of returnees both in Al-Ba'aj and in Mosul can be explained by widened DTM coverage of 19 and 11 new locations respectively.

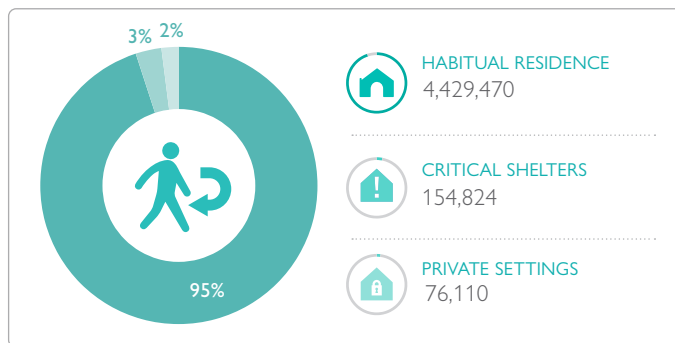
Ramadi District in Anbar has the second highest number of returnees (586,656 individuals, 13% of all returnees) followed by Falluja with 538,788 individuals (12%). During this round, both Ramadi and Falluja witnessed significant increases in the number of returnees with 15,600 and 1,764 new returnees respectively. These increases are partly explained by the expansion of DTM coverage, which included new previously unassessed locations. In addition, one of the largest percentage increases of returnees took place in Al-Ka'im: a nine per cent increase since December (7,698 individuals). In Salah al-Din, the largest increase in the numbers of returnees was observed in Al-Shirqat (1,710 individuals) followed by Balad (1,560) and Baiji (1,344) districts.

Going beyond the top three governorates, Makhmur District in Erbil also witnessed a large increase in return figures this round with an additional 7,920 individuals, explained by the inclusion of 40 new locations.

Reasons for return: Overall reasons for the increase in the numbers of returnees remain consistent across rounds and include improvements in the security situation and the provision of services, including schools, employment opportunities, and the rehabilitation of houses in areas of origin. Some of the increase can also be attributed to expanded DTM coverage of new, previously unassessed areas. Moreover, the ongoing demonstrations in Baghdad and an unwillingness to move to other camps since camp closures began in Ninewa continue to be causes of return.

Shelter types: Nearly all households (4,429,470 individuals, 95%) returned to habitual residences that are in good condition and two per cent (76,110) are living in other private settings (with host families, in hotels/motels or rented accommodations). Three per cent of returnees (154,824) are living in the most vulnerable conditions: critical shelters. An additional 3,054 returnees were recorded as living in critical shelters during January and February. While on a national level three per cent of returnees are living in critical shelters, there is notable variation among governorates. In Diyala and Baghdad, as many as 10 and 7 per cent of returnees respectively are living in critical shelters. The districts hosting the highest number of returnees living in critical shelters are: Mosul (32,634), Al-Ka'im (12,726) and Baiji (10,674). There are also six locations where all returnees are living in critical shelters, hosting a total of 2,538 individuals; specifically, these returnees are living in two locations in Ninewa (1,182 individuals), two locations in Kirkuk (222 individuals), one location in Salah al-Din (780 individuals) and one location in Anbar (354).

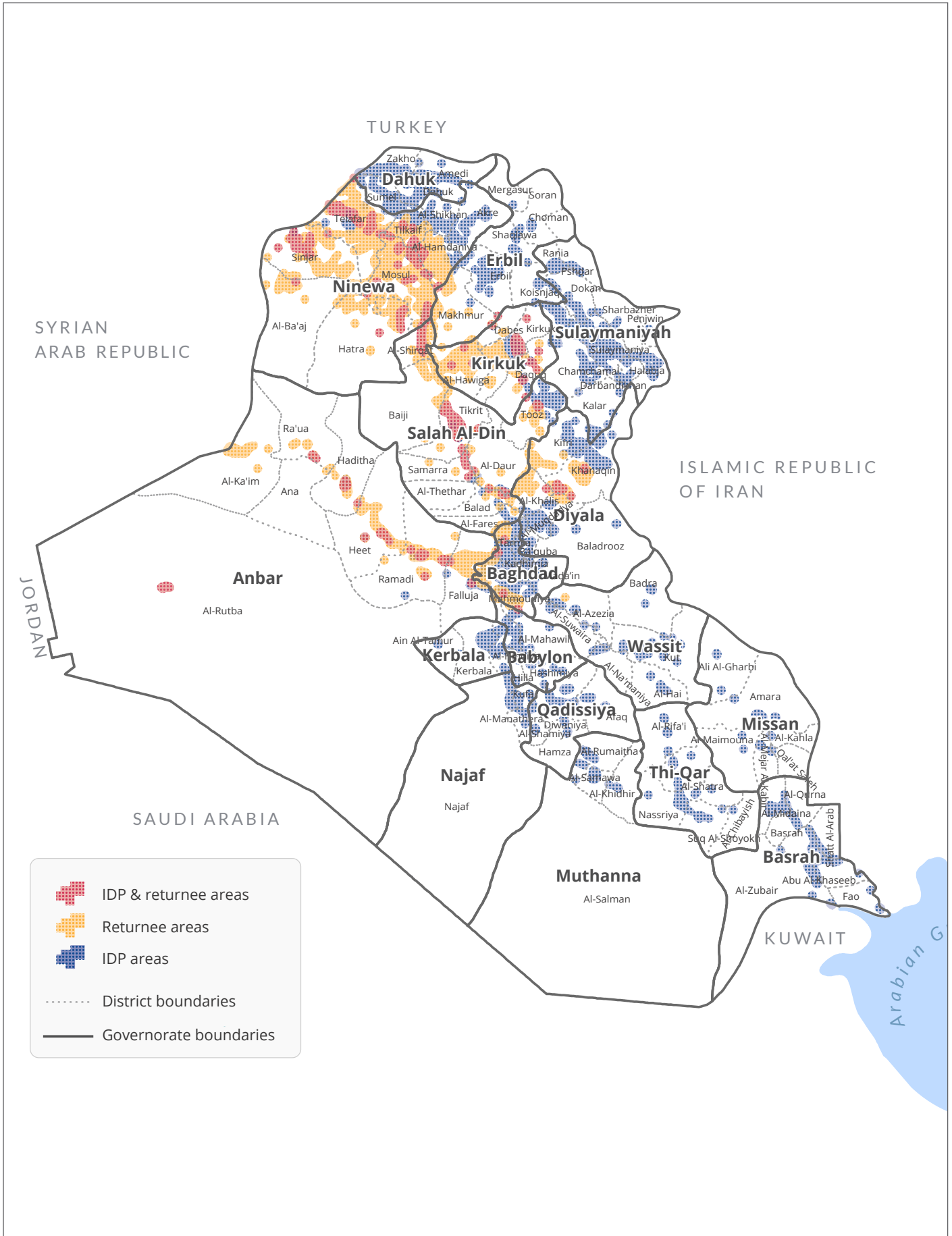
Figure 3. Returnee shelter types



¹ The findings related to the severity of conditions in locations of return were based on the data collected for the Return Index Round 8, which can be found online at:

<http://iraqdtm.iom.int/ReturnIndex>

Map 1. Presence of IDPs and returnees by area



METHODOLOGY

IOM's DTM aims to monitor displacement and provide accurate data about the IDP and returnee population in Iraq. Data is collected through IOM's Rapid Assessment and Response Teams (RARTs), composed of over 100 staff members deployed across Iraq. Data collection for Round 114 took place during the months of January and February 2020 across 18 governorates.

Data from the IDP Master List and Returnee Master List is gathered through a well-established large network of over 9,500 key informants that includes community leaders, mukhtars, local authorities and security forces. Additional information is gathered from government registration data and partner agencies.

IOM RARTs collect Master List data continuously and report it bimonthly. However, limited access due to security issues and other operational constraints can affect information-gathering activities. The variation in displacement figures observed between different reporting periods, in addition to true variation of the population figures, may be influenced by other factors such as the continuous identification of previously displaced groups and the inclusion of data on secondary displacements within Iraq.

The displaced populations are identified through a process of collection, verification, triangulation and validation of data. IOM continues to closely coordinate with federal, regional and local authorities to maintain a shared and accurate understanding of displacement across Iraq. To facilitate analysis, this report divides Iraq into three regions: the Kurdistan Region of Iraq (KRI) includes Dahuk, Sulaymaniyah and Erbil governorates; the South includes Basrah, Missan, Najaf, Thi-Qar, Qadisiya and Muthana governorates; the Central North includes Anbar, Babylon, Baghdad, Diyala, Kerbala, Kirkuk, Ninewa, Salah al-Din and Wassit governorates.

The methodology uses the following definitions:

The number of individuals is calculated by multiplying the number of households by six, the average size of an Iraqi household.

The DTM considers as Internally Displaced Persons (IDPs) all Iraqis who were forced to flee from 1 January 2014 onwards and are still displaced within national borders at the moment of the assessment.

The DTM considers as returnees all those displaced since January 2014 who return to their location of origin, irrespective of whether they have returned to their former residence or to another shelter type. The definition of returnees is not related to the criteria of returning in safety and dignity, nor with a defined durable solutions strategy.

The location is defined as an area that corresponds either to a sub-district (i.e. fourth official administrative division), a village for rural areas or a neighbourhood for urban areas (i.e. fifth official administrative division).

Habitual residence is the same residence prior to displacement.

Private settings include own property, rented houses, hotels/motels and host families.

Critical shelters include informal settlements, religious buildings, schools and unfinished or abandoned buildings. For returnees, it also includes habitual residences that are severely damaged or destroyed and for IDPs, long-term rental accommodations that are unfit for habitation (having characteristics of unfinished or severely damaged buildings).

IOM DISCLAIMER

The information contained in this report is for general information purposes only. Names and boundaries on DTM information products do not imply official endorsement or acceptance by IOM. The information in the DTM portal is the result of data collected by IOM field teams and complements information provided and generated by governmental and other entities in Iraq. IOM Iraq endeavors to keep this information as up to date and accurate as possible, but makes no claim—expressed or implied—on the completeness, accuracy and suitability of the information provided through this report. Challenges that should be taken into account when using DTM data in Iraq include the fluidity of the displaced population movements along with repeated emergency situations and limited access to large parts of the country. In no event will IOM be liable for any loss or damage, whether direct, indirect or consequential, related to the use of this report and the information provided herein.

IOM Iraq thanks the U.S. Department of State, Bureau of Population, Refugees and Migration (PRM) for its continued support. IOM Iraq also expresses its gratitude to IOM Iraq's Rapid Assessment and Response Team (RART) members for their work in collecting the data, often in very difficult circumstances; their tireless efforts are the groundwork of this report.

