
















## Key Figures

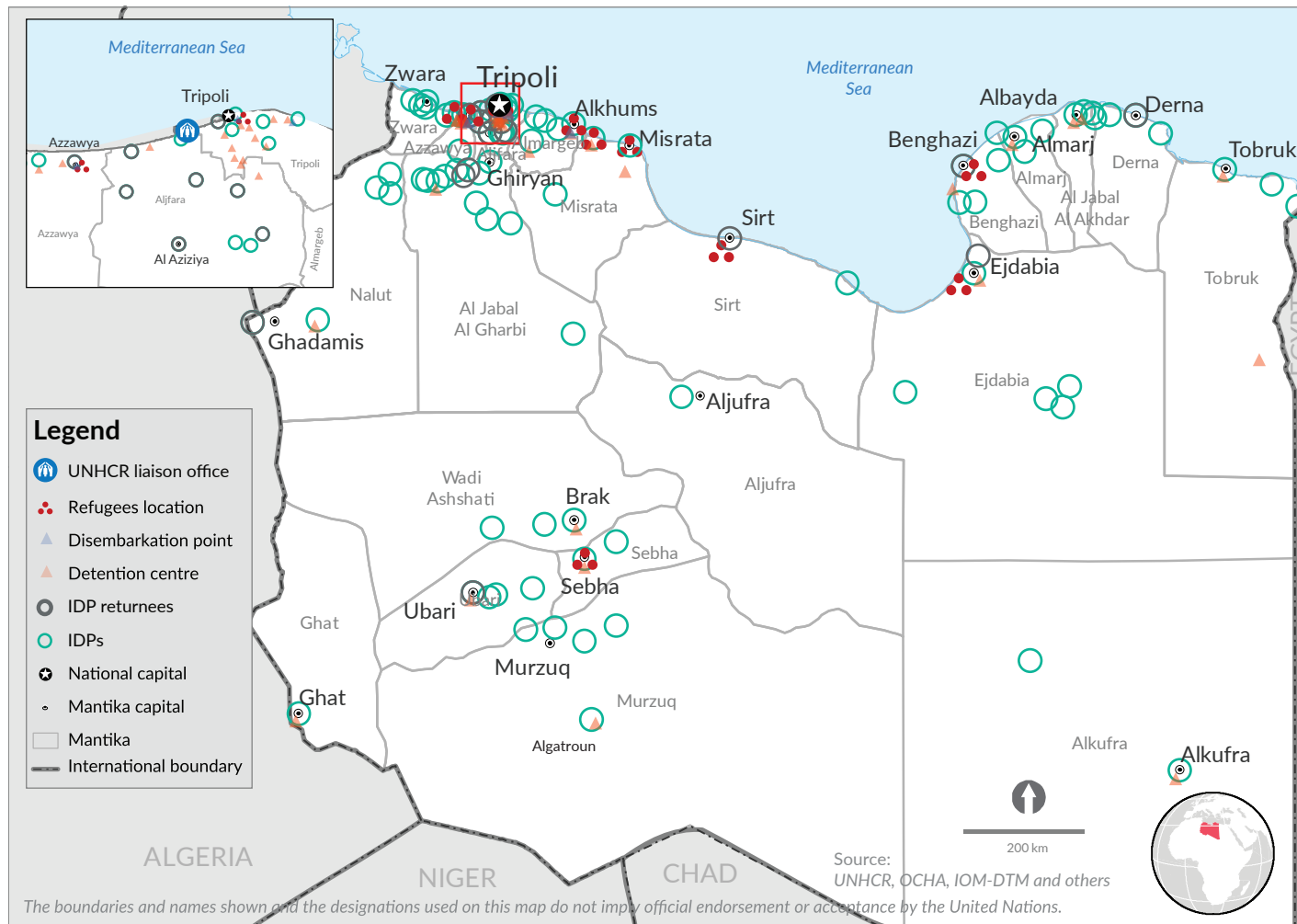
-  **633,467** people of concern
-  **57,664** registered refugees & asylum-seekers
-  **193,581\*** internally displaced persons
-  **382,222\*** IDP returnees

## UNHCR Coordinated Sectors


-  **Protection Sector**
-  **Shelter & NFI Sector**
-  **Cash Working Group**
-  **Refugee and Migrant Platform**  
(Co-led by UNHCR & IOM)

## Key Achievements in 2018

-  **31,632** medical consultations (**35,091** in 2017)
-  **87,871** IDPs and refugees received non-food items (**113,605** in 2017)
- QIP 92** Quick Impact Projects implemented in 2018
-  **5,036** IDP and refugee households received cash assistance (**3,314** in 2017)
-  **20,989** individuals registered since 2016 (**12,828** in 2018)
-  **9,852** rescue kits and **1,594** medical consultations provided at disembarkation points (**5,327** and **2,956** in 2017)
-  **1,272** monitoring visits to detention centres (**1,080** in 2017)
-  **2,440** detained refugees/asylum-seekers released (**1,428** in 2017)
-  **3,470** refugees and asylum-seekers reached with solutions since Sept 2017: **994** resettlement submissions to third countries and **2,476** individuals evacuated from Libya (**2,069** to Niger, **312** to Italy and **95** to Romania)



## UNHCR Funding Requirements



\* IOM-DTM