













Key Figures

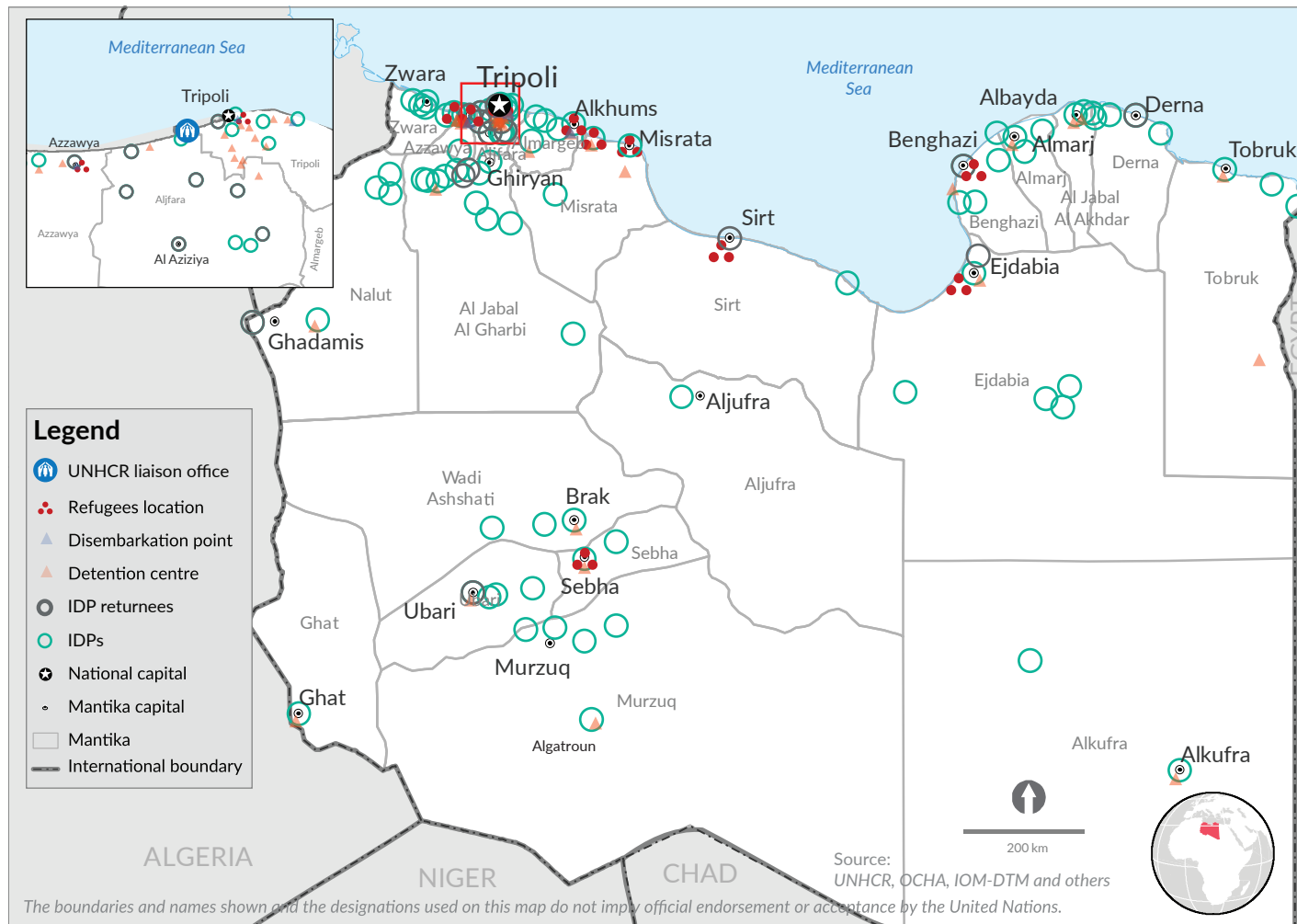
-  **633,294** people of concern
-  **57,491** registered refugees & asylum-seekers
-  **193,581*** internally displaced persons
-  **382,222*** IDP returnees

UNHCR Coordinated Sectors

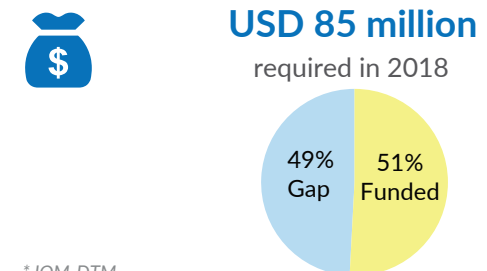
-  **Protection Sector**
-  **Shelter & NFI Sector**
-  **Cash & Markets Working Group**
-  **Refugee and Migrant Platform**
(Co-led by UNHCR & IOM)

Key Achievements in 2018

-  **31,086** medical consultations (**35,091** in 2017)
-  **74,736** IDPs and refugees received non-food items (**113,605** in 2017)
- QIP 86** Quick Impact Projects implemented in 2018
-  **3,810** IDP and refugee households received cash assistance (**3,314** in 2017)
-  **20,817** individuals registered since 2016 (**12,656** in 2018)
-  **9,914** rescue kits and **1,431** medical consultations provided at disembarkation points (**5,327** and **2,956** in 2017)
-  **1,098** monitoring visits to detention centres (**1,080** in 2017)
-  **2,105** detained refugees/asylum-seekers released (**1,428** in 2017)
-  **3,012** refugees and asylum-seekers reached with solutions since Sept 2017: **930** resettlement submissions to third countries and **2,082** individuals evacuated from Libya (**1,675** to Niger, **312** to Italy and **95** to Romania)



UNHCR Funding Requirements



* IOM-DTM