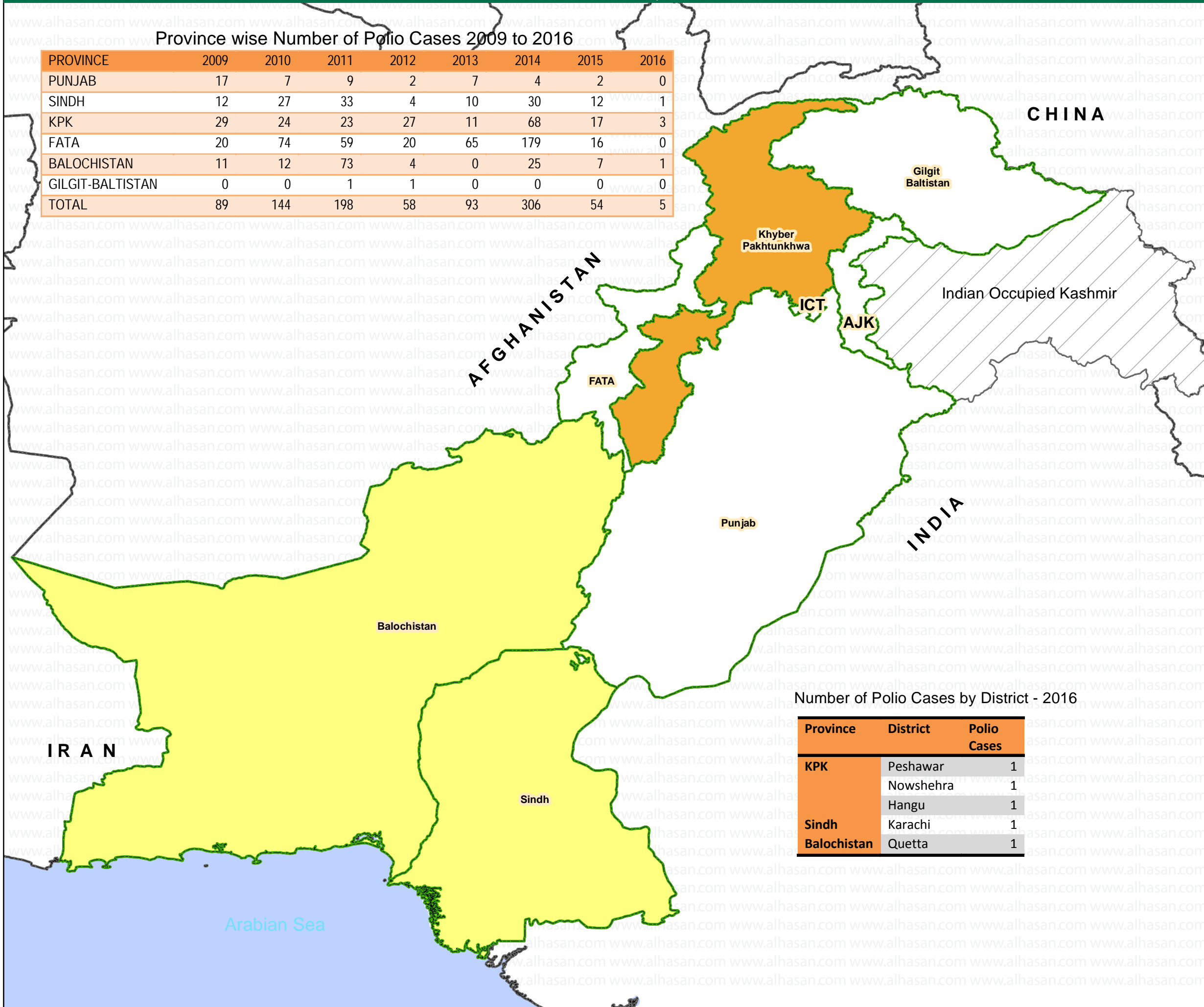


POLIO CASES IN PAKISTAN

as of Feb 27, 2016

Province wise Number of Polio Cases 2009 to 2016

PROVINCE	2009	2010	2011	2012	2013	2014	2015	2016
PUNJAB	17	7	9	2	7	4	2	0
SINDH	12	27	33	4	10	30	12	1
KPK	29	24	23	27	11	68	17	3
FATA	20	74	59	20	65	179	16	0
BALUCHISTAN	11	12	73	4	0	25	7	1
GILGIT-BALTISTAN	0	0	1	1	0	0	0	0
TOTAL	89	144	198	58	93	306	54	5



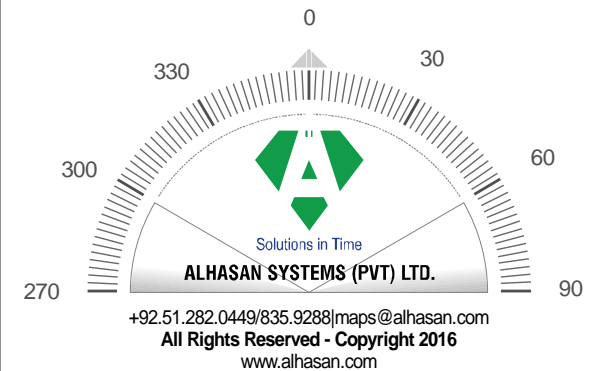
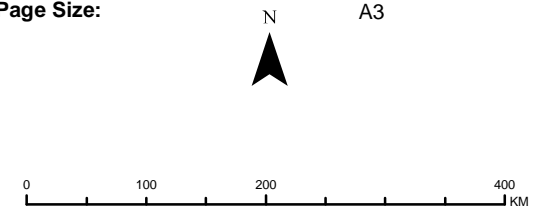
Number of Polio Cases by District - 2016

Province	District	Polio Cases
KPK	Peshawar	1
	Nowshera	1
	Hangu	1
Sindh	Karachi	1
Balochistan	Quetta	1

Legend

- No Polio Found
- 1
- 3
- Provincial Boundary

Creation Date: Feb 27, 2016
 Projection/Datum: WGS 84 Geographic
 Page Size: A3



Data Source(s):
 End Polio Pakistan: Polio Statistics
DISCLAIMER:
 ALL RIGHTS RESERVED
 This product is the sole property of ALHASAN SYSTEMS [www.alhasan.com] - A Knowledge Management, Business Psychology Modeling, and Publishing Company. The product is brought to you free of cost in digital format for information purposes only. The product might have not been prepared for or be suitable for legal, engineering, or surveying purposes. For further detail and metadata information please call ALHASAN SYSTEMS at +92.51.282.0449 / 835.9288 or email us at connect@alhasan.com

